








Gloucester Park Race 1 Distance 2130m

Tuesday, 28 September 2021

Gross Time: 2:37.30 MileRate: 1:58.80 LeadTime: 39.00s First Qtr: 31.60s Second Qtr: 29.70s Third Qtr: 28.40s Fourth Qtr: 28.60s

No Horse	Plc	Margin	Time	800Time (W)	400 Time (W)	Finish Position and metres gained from 800m
7 LEOSABI	1	0.0m	2:37.30	56.99s (1)	28.56s (1)	 +0.2
5 IMA ROCKABILLY REBEL	2	5.1m	2:37.68	57.04s (1)	28.61s (1)	 -0.5
4 VULCAN STAR	3	6.6m	2:37.80	57.47s (0)	29.07s (0)	 -6.6
1 SPY MAJOR	4	10.2m	2:38.07	57.40s (0)	28.78s (0)	 -5.6
3 CHOPPING BLOCK	5	11.1m	2:38.13	56.84s (0)	28.14s (0)	 +2.3
2 ALTAMATUM	6	11.6m	2:38.17	57.18s (0)	28.54s (1)	 -2.6
6 SIR BRIGGEN	7	34.0m	2:39.85	58.77s (1)	29.60s (1)	 -25.0



Sectionals
Powered by



Home of Australian Harness Sectionals

PJ HARNESS ANALYSER

+ RAW DATA + HORSE REPORTS + FREE FRIDAY FACEBOOK TIP

www.pjdata.com.au | admin@pjdata.com.au | www.facebook.com/PJHarnessRacing













RWWA and provider are not responsible for the completeness or accuracy of any of the information contained herein, and makes no representations about its suitability for any purpose.

Gloucester Park Race 2 Distance 2130m

Tuesday, 28 September 2021

Gross Time: 2:36.30 MileRate: 1:58.10 LeadTime: 37.00s First Qtr: 30.50s Second Qtr: 29.20s Third Qtr: 29.70s Fourth Qtr: 29.90s

No Horse	Plc	Margin	Time	800Time (W)	400 Time (W)	Finish Position and metres gained from 800m
6 DISCO DEMON	1	0.0m	2:36.30	57.90s (1)	29.57s (2)	 +23.0
9 ROCKNROLL ELLIOT	2	2.8m	2:36.52	58.47s (2)	30.11s (2)	 +15.2
5 UNDER THE ALTA	3	4.8m	2:36.68	59.96s (0)	30.26s (0)	 -4.8
8 FASTER THAN DAD	4	7.4m	2:36.88	59.91s (1)	30.42s (1)	 -4.2
2 EYE BETTER	5	9.7m	2:37.06	59.93s (0)	30.12s (0)	 -4.5
3 REGAL AURA	6	10.7m	2:37.14	59.74s (1)	30.03s (1)	 -1.9
1 SONIC CHIP	7	10.7m	2:37.14	59.62s (0)	29.85s (0)	 -0.3
4 JOHNNY LOMBO	8	14.3m	2:37.42	59.64s (1)	30.04s (2)	 -0.5
7 ROCKSTAR REBEL	9	21.6m	2:37.99	59.60s (0)	30.49s (3)	 0.0
10 AMERICAN DUTCHESS	10	29.4m	2:38.60	60.64s (0)	30.84s (0)	 -14.0



Sectionals
Powered by



Home of Australian Harness Sectionals

PJ HARNESS ANALYSER

+ RAW DATA + HORSE REPORTS + FREE FRIDAY FACEBOOK TIP

www.pjdata.com.au | admin@pjdata.com.au | www.facebook.com/PJHarnessRacing













RWWA and provider are not responsible for the completeness or accuracy of any of the information contained herein, and makes no representations about its suitability for any purpose.

Gloucester Park Race 3 Distance 2130m

Tuesday, 28 September 2021

Gross Time: 2:35.00 MileRate: 1:57.10 LeadTime: 36.80s First Qtr: 30.40s Second Qtr: 29.70s Third Qtr: 29.30s Fourth Qtr: 28.80s

No Horse	Plc	Margin	Time	800Time (W)	400 Time (W)	Finish Position and metres gained from 800m
8 LIVY JAY	1	0.0m	2:35.00	57.78s (0)	28.69s (1)	 +4.4
2 OUR SHELLEY BEACH	2	5.5m	2:35.42	57.67s (1)	28.52s (3)	 +5.9
1 ALL BLACK RAIN	3	8.6m	2:35.65	58.72s (0)	29.42s (0)	 -8.6
10 MUFASA	4	15.0m	2:36.13	58.55s (0)	29.46s (1)	 -6.2
3 BLUE STONE	5	17.1m	2:36.29	58.81s (1)	29.29s (1)	 -9.9
4 MARY JOE	6	17.4m	2:36.32	58.37s (0)	29.40s (0)	 -3.8
9 LIL HAPPY FELLA	7	22.2m	2:36.68	58.27s (1)	29.76s (4)	 -2.4
6 SKYLINE TRAIL	8	22.8m	2:36.72	58.45s (0)	29.42s (0)	 -4.8
5 DYNAMITE BEACH	9	25.7m	2:36.94	58.83s (1)	29.45s (2)	 -10.3
7 AINSWORTH	10	36.7m	2:37.77	60.53s (1)	30.96s (2)	 -33.7



Sectionals
Powered by



Home of Australian Harness Sectionals

PJ HARNESS ANALYSER

+ RAW DATA + HORSE REPORTS + FREE FRIDAY FACEBOOK TIP

www.pjdata.com.au | admin@pjdata.com.au | www.facebook.com/PJHarnessRacing



RWWA and provider are not responsible for the completeness or accuracy of any of the information contained herein, and makes no representations about its suitability for any purpose.

Gloucester Park Race 4 Distance 2130m

Tuesday, 28 September 2021

Gross Time: 2:35.30

MileRate: 1:57.40













LeadTime: 38.00s

First Qtr: 30.30s

Second Qtr: 30.00s

Third Qtr: 28.20s

Fourth Qtr: 28.80s

No Horse	Plc	Margin	Time	800Time (W)	400 Time (W)	Finish Position and metres gained from 800m
7 DOMINUS FACTUM	1	0.0m	2:35.30	57.00s (0)	28.80s (0)	 0.0
4 STAR OF WILLOUGHBY	2	8.8m	2:35.97	56.48s (1)	28.77s (1)	 +7.4
1 RENAISSANCE ART	3	11.2m	2:36.15	57.50s (0)	29.04s (0)	 -7.0
10 THE PARTY BOY	4	22.8m	2:37.02	58.01s (0)	29.22s (0)	 -14.2
12 THE LIGHTNING STRIKE	5	25.4m	2:37.22	58.56s (1)	29.52s (2)	 -22.0
5 STAR ARMBRO	6	25.4m	2:37.22	58.26s (1)	29.42s (1)	 -17.8
11 ROCKINTHEBOX	7	27.0m	2:37.34	58.01s (0)	29.22s (0)	 -14.2
9 HEZ A CHANCE	8	30.3m	2:37.59	58.30s (1)	29.41s (1)	 -18.3
3 SEVEN DEMERITS	9	30.6m	2:37.61	57.92s (0)	29.04s (0)	 -13.0
8 SAMEPLACE SAMETIME	10	31.2m	2:37.66	57.28s (1)	29.23s (2)	 -14.2
6 BATAVIA SILVERLINE	11	36.4m	2:38.05	58.01s (1)	29.33s (1)	 -14.2
2 TEPELO STAR	12	43.4m	2:38.58	58.42s (0)	29.44s (0)	 -20.0



Sectionals
Powered by



Home of Australian Harness Sectionals

PJ HARNESS ANALYSER

+ RAW DATA + HORSE REPORTS + FREE FRIDAY FACEBOOK TIP

www.pjdata.com.au | admin@pjdata.com.au | www.facebook.com/PJHarnessRacing












RWWA and provider are not responsible for the completeness or accuracy of any of the information contained herein, and makes no representations about its suitability for any purpose.

Gloucester Park Race 5 Distance 2536m

Tuesday, 28 September 2021

Gross Time: 3:07.20 MileRate: 1:58.80 LeadTime: 68.70s First Qtr: 31.00s Second Qtr: 29.20s Third Qtr: 29.20s Fourth Qtr: 29.10s

No Horse	Plc	Margin	Time	800Time (W)	400 Time (W)	Finish Position and metres gained from 800m	
5 DOC HOLLIDAY	1	0.0m	3:07.20	58.30s (0)	29.10s (0)		0.0
1 ADDA SPOILT MAJOR	2	7.7m	3:07.79	58.55s (0)	29.18s (0)		-3.5
4 ROCKNROLL WHITBY	3	10.4m	3:07.99	58.00s (1)	29.55s (1)		+4.2
6 JILLIBY JAKE	4	22.9m	3:08.95	58.60s (1)	30.09s (2)		-4.1
9 THE BLACK CARDINAL	5	23.2m	3:08.97	58.56s (0)	29.39s (1)		-3.6
7 ROCKY THE OUTLAW	6	23.8m	3:09.02	59.59s (1)	30.07s (1)		-17.8
2 MIRACLE MAX	7	27.3m	3:09.28	59.63s (0)	30.19s (0)		-18.3
8 ZOZO MA GOGO	8	29.6m	3:09.46	59.33s (0)	30.01s (0)		-14.2
3 ITSNOTOVA	9	31.0m	3:09.57	59.81s (1)	30.29s (2)		-20.8



Sectionals
Powered by



Home of Australian Harness Sectionals

PJ HARNESS ANALYSER

+ RAW DATA + HORSE REPORTS + FREE FRIDAY FACEBOOK TIP

www.pjdata.com.au | admin@pjdata.com.au | www.facebook.com/PJHarnessRacing










RWWA and provider are not responsible for the completeness or accuracy of any of the information contained herein, and makes no representations about its suitability for any purpose.

Gloucester Park Race 6 Distance 2130m

Tuesday, 28 September 2021

Gross Time: 2:40.00 MileRate: 2:00.90 LeadTime: 39.30s First Qtr: 32.30s Second Qtr: 30.90s Third Qtr: 29.30s Fourth Qtr: 28.20s

No Horse	Plc	Margin	Time	800Time (W)	400 Time (W)	Finish Position and metres gained from 800m
5 NEWSY	1	0.0m	2:40.00	57.33s (1)	28.03s (1)	 +2.4
3 ANOTHER SNAG	2	4.7m	2:40.35	57.22s (0)	28.04s (1)	 +3.9
4 THE WHITE RABBIT	3	4.9m	2:40.36	56.99s (1)	27.76s (1)	 +7.1
1 BETTOR MY DREAMZ	4	6.2m	2:40.46	57.63s (0)	28.33s (0)	 -1.8
7 THE CHEDDARNATOR	5	15.8m	2:41.17	58.09s (1)	28.72s (2)	 -8.2
8 IMPRESSIVE SIGNS	6	16.3m	2:41.21	57.68s (0)	28.56s (0)	 -2.5
2 HIT THEROADJACK	7	17.3m	2:41.28	58.74s (0)	29.41s (0)	 -17.3



Sectionals
Powered by



Home of Australian Harness Sectionals

PJ HARNESS ANALYSER

+ RAW DATA + HORSE REPORTS + FREE FRIDAY FACEBOOK TIP

www.pjdata.com.au | admin@pjdata.com.au | www.facebook.com/PJHarnessRacing










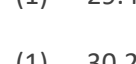

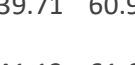


RWWA and provider are not responsible for the completeness or accuracy of any of the information contained herein, and makes no representations about its suitability for any purpose.

Gloucester Park Race 7 Distance 2130m

Tuesday, 28 September 2021

Gross Time: 2:37.40 MileRate: 1:58.90 LeadTime: 37.60s First Qtr: 31.30s Second Qtr: 29.80s Third Qtr: 29.40s Fourth Qtr: 29.30s

No Horse	Plc	Margin	Time	800Time (W)	400 Time (W)	Finish Position and metres gained from 800m
10 PHAR FROM KALAHARI	1	0.0m	2:37.40	58.35s (0)	28.91s (1)	 +4.8
4 SOUTHERN BELLE	2	3.5m	2:37.67	57.69s (1)	28.93s (2)	 +13.9
2 IDEAL CHARM	3	6.5m	2:37.90	58.94s (1)	29.77s (1)	 -3.3
8 MAD MAGIC	4	13.6m	2:38.45	58.70s (0)	29.27s (0)	 0.0
12 BETTYS LASS	5	17.4m	2:38.74	59.01s (1)	30.25s (2)	 -4.2
6 JESSIE JOAN	6	17.9m	2:38.78	58.23s (0)	28.96s (0)	 +6.5
11 SLEEK STYX	7	19.6m	2:38.91	59.46s (0)	30.04s (0)	 -10.4
9 HOMECOMING QUEEN	8	20.1m	2:38.94	58.71s (0)	29.44s (0)	 -0.1
5 WHISKY NEAT	9	21.2m	2:39.03	58.64s (1)	29.45s (2)	 +0.8
7 JUSLIKEROYALTY	10	26.7m	2:39.45	58.69s (1)	30.25s (2)	 +0.1
1 MISS CAMOUFLAGE	11	30.1m	2:39.71	60.90s (0)	31.46s (0)	 -30.1
3 MISS VUNG TAU	12	48.5m	2:41.13	61.63s (1)	31.81s (1)	 -40.1



Sectionals
Powered by



Home of Australian Harness Sectionals

PJ HARNESS ANALYSER

+ RAW DATA + HORSE REPORTS + FREE FRIDAY FACEBOOK TIP

www.pjdata.com.au | admin@pjdata.com.au | www.facebook.com/PJHarnessRacing



RWWA and provider are not responsible for the completeness or accuracy of any of the information contained herein, and makes no representations about its suitability for any purpose.

Gloucester Park Race 8 Distance 2130m

Tuesday, 28 September 2021

Gross Time: 2:38.70

MileRate: 1:59.90









LeadTime: 37.80s

First Qtr: 31.00s

Second Qtr: 30.30s

Third Qtr: 29.90s

Fourth Qtr: 29.70s

No Horse	Plc	Margin	Time	800Time (W)	400 Time (W)	Finish Position and metres gained from 800m
6 AREU TALKIN	1	0.0m	2:38.70	58.44s (2)	29.21s (1)	 +15.6
4 POPPY SENSATION	2	1.9m	2:38.85	58.63s (0)	29.04s (1)	 +13.1
7 WRITE A MELODY	3	6.0m	2:39.17	59.24s (2)	29.97s (1)	 +4.8
1 MADONNA VALE	4	8.1m	2:39.33	60.20s (0)	30.30s (0)	 -8.1
5 GAZZELLA FELLA	5	23.5m	2:40.53	60.33s (1)	30.25s (1)	 -5.9
2 STARS OF GOLD	6	23.5m	2:40.53	60.59s (0)	30.61s (0)	 -13.3
8 GO WIDGIE	7	38.7m	2:41.71	61.04s (1)	31.63s (2)	 -19.5
3 JIMMY JET	8	152.5m	2:50.57	70.20s (1)	37.27s (1)	 -143.



Sectionals
Powered by



Home of Australian Harness Sectionals

PJ HARNESS ANALYSER

+ RAW DATA + HORSE REPORTS + FREE FRIDAY FACEBOOK TIP

www.pjdata.com.au | admin@pjdata.com.au | www.facebook.com/PJHarnessRacing



RWWA and provider are not responsible for the completeness or accuracy of any of the information contained herein, and makes no representations about its suitability for any purpose.