









Pinjarra Race 1 Distance 2116m

Monday, 13 September 2021

Gross Time: 2:42.20 MileRate: 2:03.40 LeadTime: 42.60s First Qtr: 30.20s Second Qtr: 30.40s Third Qtr: 29.70s Fourth Qtr: 29.30s

No Horse	Plc	Margin	Time	800Time (W)	400 Time (W)	Finish Position and metres gained from 800m
3 LINE THE STARZZZ	1	0.0m	2:42.20	59.00s (0)	29.30s (0)	 0.0
8 MORTICIAN	2	1.5m	2:42.32	57.80s (0)	28.71s (0)	 +15.3
5 PEACHEE	3	6.4m	2:42.69	58.08s (1)	29.64s (1)	 +12.6
7 ONE BID BUYS	4	27.2m	2:44.29	59.35s (0)	29.47s (1)	 -12.6
6 LANSBURY	5	43.7m	2:45.56	61.21s (0)	30.34s (0)	 -31
2 HORSE OF COURSE	6	45.4m	2:45.69	61.99s (0)	31.40s (0)	 -41
1 KELL ROAD KID	7	45.5m	2:45.70	61.68s (0)	30.85s (0)	 -36.5
4 THREE ONE TWO ONE	8	300.0m	3:05.25	67.80s (0)	33.67s (0)	 -120.



Sectionals
Powered by



Home of Australian Harness Sectionals

PJ HARNESS ANALYSER

+ RAW DATA + HORSE REPORTS + FREE FRIDAY FACEBOOK TIP



www.pjdata.com.au | admin@pjdata.com.au | www.facebook.com/PJHarnessRacing

RWWA and provider are not responsible for the completeness or accuracy of any of the information contained herein, and makes no representations about its suitability for any purpose.

Pinjarra Race 2 Distance 2185m

Monday, 13 September 2021

Gross Time: 2:41.40 MileRate: 1:58.90 LeadTime: 42.50s First Qtr: 30.80s Second Qtr: 30.20s Third Qtr: 29.50s Fourth Qtr: 28.40s

No Horse	Plc	Margin	Time	800Time (W)	400 Time (W)	Finish Position and metres gained from 800m
4 PAUL EDWARD	1	0.0m	2:41.40	57.22s (1)	28.40s (2)	+9.4
7 STEREOGRAPHIC	2	9.3m	2:42.09	57.55s (1)	28.60s (2)	+4.9
6 DARDY BOY	3	12.6m	2:42.34	58.10s (0)	28.71s (1)	-2.8
2 MAXI PACKAGE	4	16.2m	2:42.61	58.73s (0)	29.13s (0)	-11.6
1 PETER ROMEO	5	20.4m	2:42.92	59.37s (0)	29.77s (0)	-20.4
5 HARRIER JET	6	24.4m	2:43.22	58.32s (1)	29.26s (2)	-5.8
3 NAVY STREET	7	29.6m	2:43.61	59.70s (1)	30.22s (1)	-25.0
8 TRUNKEY CARRAWA	8	32.7m	2:43.84	58.97s (0)	29.52s (0)	-14.9



Sectionals
Powered by



Home of Australian Harness Sectionals

PJ HARNESS ANALYSER

+ RAW DATA + HORSE REPORTS + FREE FRIDAY FACEBOOK TIP



www.pjdata.com.au | admin@pjdata.com.au | www.facebook.com/PJHarnessRacing

RWWA and provider are not responsible for the completeness or accuracy of any of the information contained herein, and makes no representations about its suitability for any purpose.

Pinjarra Race 3 Distance 2185m

Monday, 13 September 2021

Gross Time: 2:42.80 MileRate: 1:59.90 LeadTime: 41.50s First Qtr: 29.70s Second Qtr: 32.80s Third Qtr: 29.20s Fourth Qtr: 29.60s

No Horse	Plc	Margin	Time	800Time (W)	400 Time (W)	Finish Position and metres gained from 800m
1 MADONNA VALE	1	0.0m	2:42.80	58.54s (1)	29.60s (0)	+3.6
2 POPPY SENSATION	2	23.0m	2:44.58	59.88s (1)	30.90s (2)	
5 REMARKABLE STAR	3	23.2m	2:44.60	60.17s (0)	30.78s (1)	
7 IRON ANNIE	4	23.7m	2:44.64	60.53s (0)	30.74s (0)	
4 OCTAVIA	5	24.9m	2:44.73	59.86s (0)	30.58s (1)	
6 MILE HIGH BLUES	6	30.1m	2:45.14	59.74s (0)	30.45s (0)	



Sectionals
Powered by



Home of Australian Harness Sectionals

PJ HARNESS ANALYSER

+ RAW DATA + HORSE REPORTS + FREE FRIDAY FACEBOOK TIP



www.pjdata.com.au | admin@pjdata.com.au | www.facebook.com/PJHarnessRacing

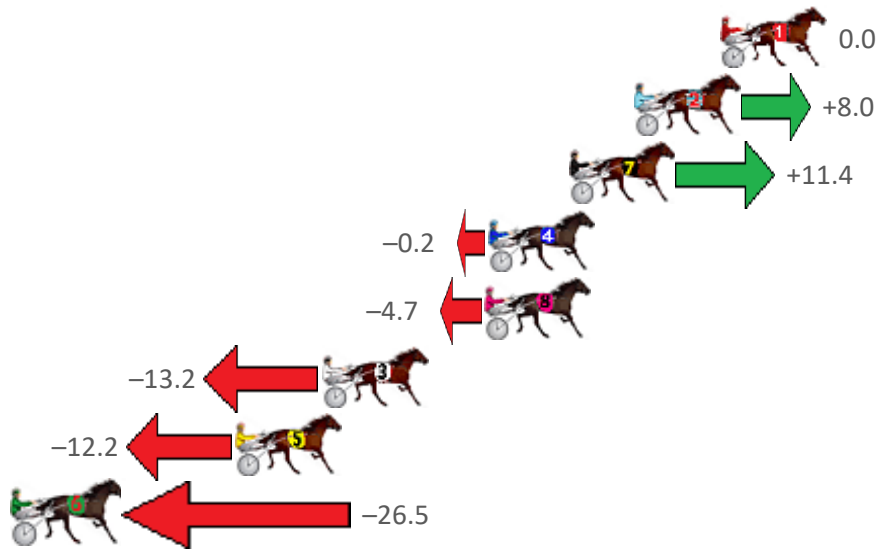
RWWA and provider are not responsible for the completeness or accuracy of any of the information contained herein, and makes no representations about its suitability for any purpose.

Pinjarra Race 4 Distance 2185m

Monday, 13 September 2021

Gross Time: 2:39.70 MileRate: 1:57.60 LeadTime: 43.30s First Qtr: 30.40s Second Qtr: 29.70s Third Qtr: 28.30s Fourth Qtr: 28.00s

No Horse	Plc	Margin	Time	800Time (W)	400 Time (W)	Finish Position and metres gained from 800m
1 CARABAO	1	0.0m	2:39.70	56.30s (0)	28.00s (0)	0.0
2 FASTER THAN DAD	2	3.4m	2:39.95	55.74s (1)	27.46s (2)	+8.0
7 DISCO DEMON	3	6.0m	2:40.14	55.50s (1)	27.36s (1)	+11.4
4 UNDER THE ALTA	4	9.2m	2:40.38	56.31s (0)	27.83s (0)	-0.2
8 FLEUR DU MAQUIS	5	9.3m	2:40.38	56.63s (0)	28.19s (0)	-4.7
3 ROCKNROLL ELLIOT	6	15.8m	2:40.86	57.22s (1)	28.96s (1)	-13.2
5 ALLWOOD WIZARD	7	19.2m	2:41.11	57.15s (1)	28.84s (1)	-12.2
6 HAPPY DAYZ	8	40.3m	2:42.67	58.15s (0)	29.41s (0)	-26.5



Sectionals
Powered by



Home of Australian Harness Sectionals

PJ HARNESS ANALYSER

+ RAW DATA + HORSE REPORTS + FREE FRIDAY FACEBOOK TIP



www.pjdata.com.au | admin@pjdata.com.au | www.facebook.com/PJHarnessRacing

RWWA and provider are not responsible for the completeness or accuracy of any of the information contained herein, and makes no representations about its suitability for any purpose.

Pinjarra Race 5 Distance 1684m

Monday, 13 September 2021

Gross Time: 2:05.20 MileRate: 1:59.70 LeadTime: 5.80s First Qtr: 29.90s Second Qtr: 31.70s Third Qtr: 29.40s Fourth Qtr: 28.40s

No Horse	Plc	Margin	Time	800Time (W)	400 Time (W)	Finish Position and metres gained from 800m
1 BEAUDACIOUS	1	0.0m	2:05.20	57.80s (0)	28.40s (0)	0.0
8 ASHBY	2	0.5m	2:05.24	57.51s (0)	28.04s (0)	+4.1
2 BEALAWYER	3	3.0m	2:05.42	57.56s (1)	28.19s (1)	+3.4
4 MISS POCKET ROCKET	4	5.4m	2:05.60	57.12s (1)	27.74s (1)	+9.4
3 ISWHAT ITIS	5	5.8m	2:05.63	57.46s (1)	28.08s (1)	+4.8
7 HURN	6	7.9m	2:05.79	57.40s (0)	27.93s (0)	+5.5
9 COURAGE TO DANCE	7	8.1m	2:05.80	57.72s (0)	28.25s (0)	+1.1
6 GO WIDGIE	8	9.8m	2:05.93	57.23s (0)	27.74s (0)	+8.0
5 ROCKNROLL RALPH	9	15.2m	2:06.33	58.76s (1)	29.35s (1)	-13.4



Sectionals
Powered by



Home of Australian Harness Sectionals

PJ HARNESS ANALYSER

+ RAW DATA + HORSE REPORTS + FREE FRIDAY FACEBOOK TIP

www.pjdata.com.au | admin@pjdata.com.au | www.facebook.com/PJHarnessRacing












RWWA and provider are not responsible for the completeness or accuracy of any of the information contained herein, and makes no representations about its suitability for any purpose.

Pinjarra Race 6 Distance 2185m

Monday, 13 September 2021

Gross Time: 2:40.40 MileRate: 1:58.10 LeadTime: 43.10s First Qtr: 30.40s Second Qtr: 29.80s Third Qtr: 29.30s Fourth Qtr: 27.80s

No Horse	Plc	Margin	Time	800Time (W)	400 Time (W)	Finish Position and metres gained from 800m
3 JETT STAR	1	0.0m	2:40.40	57.10s (0)	27.80s (0)	 0.0
8 LEOSABI	2	3.2m	2:40.63	56.50s (1)	27.52s (3)	 +8.4
9 ROCKIN RUFUS	3	5.4m	2:40.79	56.94s (1)	27.76s (2)	 +2.2
6 TRIPLE BRIE	4	12.3m	2:41.30	56.85s (1)	27.82s (1)	 +3.5
2 OUR SHELLEY BEACH	5	12.6m	2:41.32	57.40s (0)	27.97s (0)	 -4.2
7 ALTAMATUM	6	13.4m	2:41.38	56.77s (0)	27.33s (0)	 +4.6
1 JUSLIKEROYALTY	7	15.1m	2:41.50	57.87s (0)	28.47s (0)	 -10.9
5 FIREPLAY	8	20.2m	2:41.88	57.63s (0)	28.16s (0)	 -7.4
4 CAMS BOULDER	9	24.3m	2:42.18	58.61s (1)	29.20s (1)	 -21.3



Sectionals
Powered by



Home of Australian Harness Sectionals

PJ HARNESS ANALYSER

+ RAW DATA + HORSE REPORTS + FREE FRIDAY FACEBOOK TIP









www.pjdata.com.au | admin@pjdata.com.au | www.facebook.com/PJHarnessRacing

RWWA and provider are not responsible for the completeness or accuracy of any of the information contained herein, and makes no representations about its suitability for any purpose.

Pinjarra Race 7 Distance 2631m

Monday, 13 September 2021

Gross Time: 3:17.20 MileRate: 1:58.80 LeadTime: 78.70s First Qtr: 32.00s Second Qtr: 30.20s Third Qtr: 29.20s Fourth Qtr: 27.10s

No Horse	Plc	Margin	Time	800Time (W)	400 Time (W)	Finish Position and metres gained from 800m
6 DOUBLE UP	1	0.0m	3:17.20	55.98s (0)	26.80s (1)	 +4.6
7 HOWARD HUGHES	2	0.2m	3:17.21	55.67s (0)	26.49s (0)	 +9.0
4 WITHOUTHETUH	3	5.2m	3:17.57	56.66s (0)	27.45s (0)	-5.2 
5 THEJEWELINHEREYE	4	29.3m	3:19.29	57.38s (0)	28.04s (0)	 -15.5
2 THEWIZARD	5	31.2m	3:19.43	57.20s (0)	27.79s (0)	 -12.8
3 CAULONIA ARTY	6	48.5m	3:20.66	58.07s (0)	28.14s (0)	 -25.3



Sectionals
Powered by



Home of Australian Harness Sectionals

PJ HARNESS ANALYSER

+ RAW DATA + HORSE REPORTS + FREE FRIDAY FACEBOOK TIP



www.pjdata.com.au | admin@pjdata.com.au | www.facebook.com/PJHarnessRacing

RWWA and provider are not responsible for the completeness or accuracy of any of the information contained herein, and makes no representations about its suitability for any purpose.