







Gloucester Park Race 1 Distance 1730m

Tuesday, 19 October 2021

Gross Time: 2:06.10 MileRate: 1:57.30 LeadTime: 7.70s First Qtr: 28.70s Second Qtr: 30.80s Third Qtr: 28.70s Fourth Qtr: 30.20s

No Horse	Plc	Margin	Time	800Time (W)	400 Time (W)	Finish Position and metres gained from 800m
5 FASTER THAN DAD	1	0.0m	2:06.10	58.90s (0)	30.20s (0)	 0.0
6 MISTER RIDGEWELL	2	11.8m	2:07.03	58.91s (1)	30.17s (1)	-0.2 
1 ADORE ME SOME MOR	3	12.5m	2:07.09	59.42s (0)	30.52s (0)	-7.1 
3 CHANCE ECLIPSE	4	14.4m	2:07.24	59.50s (1)	30.31s (0)	-8.2 
4 CHRYSOPRASE	5	14.6m	2:07.25	58.55s (1)	29.96s (1)	+4.8 
2 RIP JACKSON	6	18.2m	2:07.54	59.24s (0)	30.29s (0)	-4.6 



Sectionals
Powered by



Home of Australian Harness Sectionals

PJ HARNESS ANALYSER

+ RAW DATA + HORSE REPORTS + FREE FRIDAY FACEBOOK TIP



www.pjdata.com.au | admin@pjdata.com.au | www.facebook.com/PJHarnessRacing

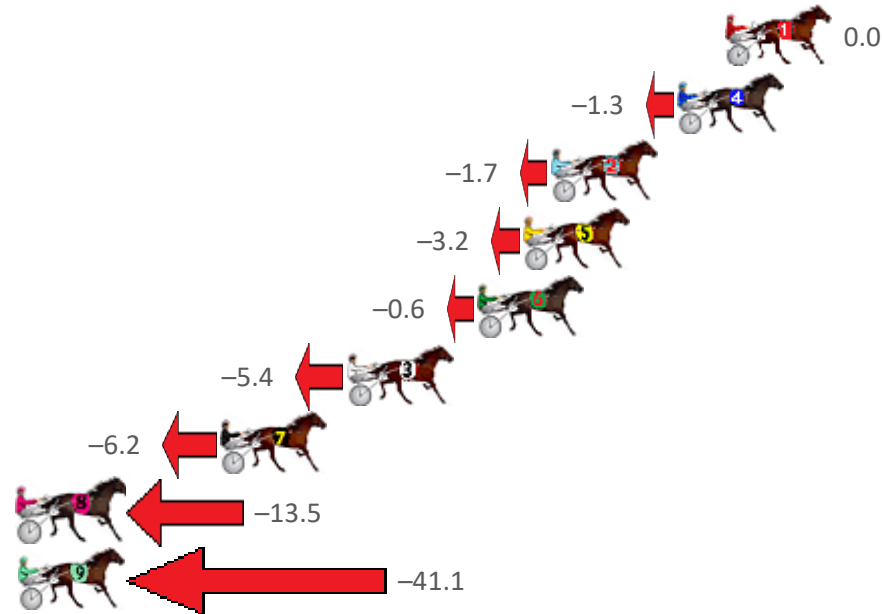
RWWA and provider are not responsible for the completeness or accuracy of any of the information contained herein, and makes no representations about its suitability for any purpose.

Gloucester Park Race 2 Distance 2130m

Tuesday, 19 October 2021

Gross Time: 2:38.40 MileRate: 1:59.70 LeadTime: 39.00s First Qtr: 31.80s Second Qtr: 30.00s Third Qtr: 28.70s Fourth Qtr: 28.90s

No Horse	Plc	Margin	Time	800Time (W)	400 Time (W)	Finish Position and metres gained from 800m
1 JETT STAR	1	0.0m	2:38.40	57.60s (0)	28.90s (0)	0.0
4 GREGARMY	2	1.9m	2:38.54	57.69s (1)	28.88s (1)	-1.3
2 TAHI	3	6.9m	2:38.92	57.72s (0)	28.94s (0)	-1.7
5 CAULONIA ARTY	4	8.0m	2:39.01	57.83s (1)	29.00s (1)	-3.2
6 TEVARICH	5	9.8m	2:39.14	57.64s (1)	28.70s (1)	-0.6
3 CHOPPING BLOCK	6	15.0m	2:39.54	57.99s (0)	29.03s (0)	-5.4
7 GLOWING REPORT	7	20.0m	2:39.92	58.04s (0)	28.84s (0)	-6.2
8 ARDENS WINSTAR	8	31.9m	2:40.82	58.57s (0)	29.27s (0)	-13.5
9 MISS VUNG TAU	9	55.3m	2:42.59	60.54s (1)	30.96s (1)	-41.1



Sectionals
Powered by



Home of Australian Harness Sectionals

PJ HARNESS ANALYSER

+ RAW DATA + HORSE REPORTS + FREE FRIDAY FACEBOOK TIP



www.pjdata.com.au | admin@pjdata.com.au | www.facebook.com/PJHarnessRacing

RWWA and provider are not responsible for the completeness or accuracy of any of the information contained herein, and makes no representations about its suitability for any purpose.

Gloucester Park Race 3 Distance 2130m

Tuesday, 19 October 2021

Gross Time: 2:39.80 MileRate: 2:00.70 LeadTime: 37.80s First Qtr: 30.30s Second Qtr: 32.40s Third Qtr: 30.90s Fourth Qtr: 28.40s

No Horse	Plc	Margin	Time	800Time (W)	400 Time (W)	Finish Position and metres gained from 800m
4 THE BATMOBILE	1	0.0m	2:39.80	59.30s (0)	28.40s (0)	0.0
3 IDEAL WHITBY	2	0.4m	2:39.83	59.15s (1)	28.40s (1)	+2.0
8 THE DARLING	3	4.3m	2:40.12	58.51s (1)	27.83s (1)	+10.7
5 DYNAMITE BEACH	4	5.7m	2:40.23	59.23s (1)	28.60s (2)	+0.9
6 AINSWORTH	5	5.7m	2:40.23	58.92s (1)	28.24s (1)	+5.1
7 SECOND AMENDMENT	6	31.3m	2:42.14	60.63s (0)	29.35s (1)	-18.1
2 CRACKA TINNY	7	37.1m	2:42.57	61.40s (0)	30.19s (0)	-28.5
1 JUSTGIVEMERUBIES	8	45.9m	2:43.22	62.36s (0)	31.10s (0)	-41.5



Sectionals
Powered by



Home of Australian Harness Sectionals

PJ HARNES ANALYSER

+ RAW DATA + HORSE REPORTS + FREE FRIDAY FACEBOOK TIP

www.pjdata.com.au | admin@pjdata.com.au | www.facebook.com/PJHarnessRacing



RWWA and provider are not responsible for the completeness or accuracy of any of the information contained herein, and makes no representations about its suitability for any purpose.

Gloucester Park Race 4 Distance 2536m

Tuesday, 19 October 2021

Gross Time: 3:11.40 MileRate: 2:01.50 LeadTime: 68.90s First Qtr: 31.00s Second Qtr: 29.70s Third Qtr: 30.90s Fourth Qtr: 30.90s

No Horse	Plc	Margin	Time	800Time (W)	400 Time (W)	Finish Position and metres gained from 800m
6 AUSSIE EDITION	1	0.0m	3:11.40	60.45s (1)	30.42s (3)	
11 THE LIGHTNING STRIKE	2	1.2m	3:11.50	61.22s (1)	30.82s (2)	
1 FIREBALL FRIDAY	3	2.6m	3:11.61	62.00s (0)	31.10s (0)	
2 THE TIGER ARMY	4	3.7m	3:11.70	61.75s (1)	30.80s (1)	
3 CAVALRY CALL	5	5.8m	3:11.87	61.22s (1)	30.61s (2)	
4 CARUBA	6	12.2m	3:12.39	61.65s (0)	30.59s (0)	
12 TWENTYNINE TWELVE	7	15.1m	3:12.62	62.22s (0)	31.05s (1)	
9 JILLIBY JAKE	8	17.1m	3:12.78	61.33s (0)	31.49s (4)	
8 BETTYS LASS	9	19.0m	3:12.94	61.57s (1)	31.28s (2)	
7 TUBBS FARQUHAR	10	42.4m	3:14.83	63.24s (2)	33.30s (3)	
5 TEPELO STAR	11	50.6m	3:15.49	64.23s (0)	33.07s (0)	
10 SKYLINE TRAIL	12	57.2m	3:16.02	65.83s (0)	34.65s (0)	



Sectionals
Powered by



Home of Australian Harness Sectionals

PJ HARNESS ANALYSER

+ RAW DATA + HORSE REPORTS + FREE FRIDAY FACEBOOK TIP

www.pjdata.com.au | admin@pjdata.com.au | www.facebook.com/PJHarnessRacing



RWWA and provider are not responsible for the completeness or accuracy of any of the information contained herein, and makes no representations about its suitability for any purpose.