









Gloucester Park Race 1 Distance 2130m

Friday, 22 October 2021

Gross Time: 2:38.80 MileRate: 2:00.00 LeadTime: 38.90s First Qtr: 31.10s Second Qtr: 30.70s Third Qtr: 28.60s Fourth Qtr: 29.50s

No Horse	Plc	Margin	Time	800Time (W)	400 Time (W)	Finish Position and metres gained from 800m
1 PETER ROMEO	1	0.0m	2:38.80	58.10s (0)	29.50s (0)	 0.0
6 LOUCID DREAMS	2	3.8m	2:39.09	57.94s (1)	29.47s (1)	 +2.2
2 HILARIOUS REIGN	3	4.4m	2:39.14	57.96s (0)	29.32s (0)	 +2.0
4 PATH OF GOLD	4	4.8m	2:39.17	57.36s (0)	28.75s (0)	 +10.2
8 PAUL EDWARD	5	6.4m	2:39.29	57.15s (1)	29.31s (3)	 +13.2
3 CULLEN STAR	6	9.3m	2:39.52	57.96s (0)	29.36s (1)	 +1.9
7 GRIFFIN LODGE	7	9.9m	2:39.57	57.73s (1)	29.17s (3)	 +5.1
5 THE GOOD STAR	8	10.4m	2:39.60	58.09s (1)	29.46s (2)	 +0.2



Sectionals
Powered by



Home of Australian Harness Sectionals

PJ HARNESS ANALYSER

+ RAW DATA + HORSE REPORTS + FREE FRIDAY FACEBOOK TIP



www.pjdata.com.au | admin@pjdata.com.au | www.facebook.com/PJHarnessRacing














RWWA and provider are not responsible for the completeness or accuracy of any of the information contained herein, and makes no representations about its suitability for any purpose.

Gloucester Park Race 2 Distance 2130m

Friday, 22 October 2021

Gross Time: 2:34.80 MileRate: 1:57.00 LeadTime: 38.00s First Qtr: 30.70s Second Qtr: 29.70s Third Qtr: 28.30s Fourth Qtr: 28.10s

No Horse	Plc	Margin	Time	800Time (W)	400 Time (W)	Finish Position and metres gained from 800m
6 BETTORSTARTDREAMIN	1	0.0m	2:34.80	56.40s (0)	28.10s (0)	 0.0
1 INFATUATION	2	12.2m	2:35.70	56.60s (0)	28.07s (0)	-2.8 
7 ALTA INTRIGUE	3	12.5m	2:35.72	56.73s (1)	28.18s (1)	-4.7 
4 THEREUGO	4	12.7m	2:35.74	56.95s (0)	28.43s (0)	-7.9 
2 QUEEN SHENANDOAH	5	13.0m	2:35.76	56.47s (1)	27.92s (1)	-1.0 
11 MANNING	6	17.0m	2:36.06	56.62s (0)	28.07s (0)	-3.2 
8 ROCK ME OVER	7	24.9m	2:36.64	56.70s (1)	27.77s (1)	-4.3 
12 MAESTRO BELLINI	8	30.8m	2:37.07	57.28s (0)	28.55s (0)	-12.6 
5 VESPA	9	32.0m	2:37.16	57.06s (0)	28.31s (0)	-9.4 
10 DIEGO	10	36.3m	2:37.48	58.71s (1)	30.13s (1)	-32.9 
9 MATTJESTIC STAR	11	47.1m	2:38.28	58.55s (1)	29.64s (1)	-30.7 



Sectionals
Powered by



Home of Australian Harness Sectionals

PJ HARNESS ANALYSER

+ RAW DATA + HORSE REPORTS + FREE FRIDAY FACEBOOK TIP



www.pjdata.com.au | admin@pjdata.com.au | www.facebook.com/PJHarnessRacing



RWWA and provider are not responsible for the completeness or accuracy of any of the information contained herein, and makes no representations about its suitability for any purpose.

Gloucester Park Race 3 Distance 2130m

Friday, 22 October 2021

Gross Time: 2:34.90 MileRate: 1:57.00 LeadTime: 36.10s First Qtr: 31.10s Second Qtr: 29.40s Third Qtr: 29.40s Fourth Qtr: 28.90s

No Horse	Plc	Margin	Time	800Time (W)	400 Time (W)	Finish Position and metres gained from 800m
10 SAVVY BROMAC	1	0.0m	2:34.90	57.58s (0)	27.95s (0)	+10.0
9 WAINUI CREEK	2	0.5m	2:34.94	58.34s (1)	28.94s (0)	-0.5
5 VIVERE DAMORE	3	11.9m	2:35.80	58.86s (1)	29.55s (1)	-7.7
7 GOTTA GO GABBANA	4	17.0m	2:36.19	58.92s (1)	29.40s (2)	-8.6
2 PHAR FROM KALAHARI	5	18.6m	2:36.31	59.24s (0)	29.60s (1)	-13.0
8 FIFTY FIVE REBORN	6	22.1m	2:36.58	58.90s (1)	29.37s (1)	-8.3
3 DIAMOND DOVE	7	24.4m	2:36.75	59.04s (0)	29.32s (0)	-10.2
6 ARMA INDIE	8	27.5m	2:36.99	58.89s (0)	29.21s (0)	-8.1
4 SHEEZ OUR HOPE	9	52.0m	2:38.84	61.97s (0)	32.26s (0)	-50.6



Sectionals
Powered by



Home of Australian Harness Sectionals

PJ HARNESS ANALYSER

+ RAW DATA + HORSE REPORTS + FREE FRIDAY FACEBOOK TIP



www.pjdata.com.au | admin@pjdata.com.au | www.facebook.com/PJHarnessRacing



RWWA and provider are not responsible for the completeness or accuracy of any of the information contained herein, and makes no representations about its suitability for any purpose.

Gloucester Park Race 4 Distance 2130m

Friday, 22 October 2021

Gross Time: 2:37.00 MileRate: 1:58.60 LeadTime: 40.50s First Qtr: 30.90s Second Qtr: 29.30s Third Qtr: 27.70s Fourth Qtr: 28.60s

No Horse	Plc	Margin	Time	800Time (W)	400 Time (W)	Finish Position and metres gained from 800m
6 BABYFACE ADDA	1	0.0m	2:37.00	55.82s (1)	28.07s (1)	+6.8
2 GALACTIC STAR	2	0.4m	2:37.03	55.99s (0)	28.27s (0)	+4.4
1 IDEAL LINER	3	0.8m	2:37.06	56.36s (0)	28.66s (0)	-0.8
8 BLETCHLEY PARK	4	3.1m	2:37.23	56.35s (1)	28.64s (1)	-0.7
5 MY CARBON COPY	5	3.6m	2:37.27	55.92s (0)	28.19s (0)	+5.4
7 WHATABRO	6	12.3m	2:37.92	56.21s (0)	28.51s (1)	+1.3



Sectionals
Powered by



Home of Australian Harness Sectionals

PJ HARNESS ANALYSER

+ RAW DATA + HORSE REPORTS + FREE FRIDAY FACEBOOK TIP



www.pjdata.com.au | admin@pjdata.com.au | www.facebook.com/PJHarnessRacing



RWWA and provider are not responsible for the completeness or accuracy of any of the information contained herein, and makes no representations about its suitability for any purpose.

Gloucester Park Race 5 Distance 2130m

Friday, 22 October 2021

Gross Time: 2:34.90 MileRate: 1:57.00 LeadTime: 37.20s First Qtr: 30.60s Second Qtr: 30.80s Third Qtr: 28.50s Fourth Qtr: 27.80s

No Horse	Plc	Margin	Time	800Time (W)	400 Time (W)	Finish Position and metres gained from 800m
2 HENGHENG	1	0.0m	2:34.90	56.30s (0)	27.80s (0)	0.0
4 FINVARRA	2	1.6m	2:35.02	55.71s (1)	27.33s (3)	+8.4
10 MACHNIFICENT	3	5.3m	2:35.29	56.08s (0)	27.65s (1)	+3.1
12 DOC HOLLIDAY	4	8.2m	2:35.50	56.82s (1)	28.16s (1)	-7.4
1 LA SULEIMAN	5	12.5m	2:35.81	56.88s (0)	28.22s (0)	-8.3
8 THE WHITE RABBIT	6	15.1m	2:36.00	56.18s (0)	27.79s (0)	+1.7
7 HENRIK LARSSON	7	19.9m	2:36.35	56.24s (0)	27.79s (0)	+0.9
6 KNOW WHEN TO RUN	8	22.6m	2:36.55	56.50s (1)	28.09s (1)	-2.8
5 WITHOUTHETUH	9	24.9m	2:36.72	57.01s (1)	28.55s (2)	-0.9
9 LEOSABI	10	25.3m	2:36.75	56.36s (1)	27.96s (1)	-0.9
11 SIDSTREPO	11	26.2m	2:36.82	57.27s (0)	28.81s (1)	-13.8
3 REGAL CHEVAL	12	31.1m	2:37.17	58.10s (1)	29.27s (2)	-25.7



Sectionals
Powered by



Home of Australian Harness Sectionals

PJ HARNESS ANALYSER

+ RAW DATA + HORSE REPORTS + FREE FRIDAY FACEBOOK TIP



www.pjdata.com.au | admin@pjdata.com.au | www.facebook.com/PJHarnessRacing



RWWA and provider are not responsible for the completeness or accuracy of any of the information contained herein, and makes no representations about its suitability for any purpose.

Gloucester Park Race 6 Distance 2130m

Friday, 22 October 2021

Gross Time: 2:35.20 MileRate: 1:57.30 LeadTime: 37.50s First Qtr: 31.60s Second Qtr: 29.50s Third Qtr: 28.10s Fourth Qtr: 28.50s

No Horse	Plc	Margin	Time	800Time (W)	400 Time (W)	Finish Position and metres gained from 800m
5 BOORAA	1	0.0m	2:35.20	56.57s (0)	28.50s (0)	+0.4
9 ALWAYS AN ANGEL	2	0.8m	2:35.26	56.66s (1)	28.53s (1)	-0.8
7 ROYAL ESSENCE	3	10.6m	2:35.99	57.02s (1)	28.87s (1)	-6.0
6 OUR STAR BILLING	4	16.1m	2:36.41	56.80s (0)	28.56s (0)	-2.9
8 BENESARI LANE	5	21.6m	2:36.82	57.16s (1)	28.51s (0)	-8.0
1 SONGKRAN	6	24.6m	2:37.04	58.01s (0)	29.66s (0)	-20.0
4 LADY JADORE	7	34.9m	2:37.81	58.41s (1)	29.57s (1)	-25.7
10 CLUSTER STAR	8	38.8m	2:38.10	58.70s (0)	30.17s (1)	-29.8
2 ABSOLUTE DELIGHT	9	179.2m	2:48.61	61.47s (0)	31.28s (0)	-69.2
3 OUR GLOWING STAR	10	322.5m	2:59.34	61.70s (0)	31.51s (0)	-72.5



Sectionals
Powered by



Home of Australian Harness Sectionals

PJ HARNESS ANALYSER

+ RAW DATA + HORSE REPORTS + FREE FRIDAY FACEBOOK TIP



www.pjdata.com.au | admin@pjdata.com.au | www.facebook.com/PJHarnessRacing



RWWA and provider are not responsible for the completeness or accuracy of any of the information contained herein, and makes no representations about its suitability for any purpose.

Gloucester Park Race 7 Distance 2503m

Friday, 22 October 2021

Gross Time: 3:09.80 MileRate: 2:02.00 LeadTime: 71.50s First Qtr: 30.60s Second Qtr: 29.40s Third Qtr: 28.70s Fourth Qtr: 29.60s

No Horse	Plc	Margin	Time	800Time (W)	400 Time (W)	Finish Position and metres gained from 800m	
6 JUST WING IT	1	0.0m	3:09.80	57.56s (1)	28.89s (2)		+10.2
10 ALTA BLUES	2	4.5m	3:10.15	57.55s (1)	29.12s (3)		+10.3
5 GEE SMITH	3	4.7m	3:10.16	58.51s (1)	29.95s (1)		-2.9
1 THE TIGER ARMY	4	6.2m	3:10.28	58.44s (0)	29.72s (0)		-2.0
8 HIT THE SKY	5	7.2m	3:10.36	58.39s (1)	29.78s (1)		-1.2
4 MAJOR ARTIST	6	10.8m	3:10.64	58.17s (0)	29.45s (1)		+1.8
3 PERLEE GATES	7	13.7m	3:10.86	58.68s (0)	29.98s (0)		-5.3
9 JUST BARNEY	8	19.1m	3:11.28	57.96s (0)	29.52s (1)		+4.7
7 MANOFTHEPEOPLE	9	27.4m	3:11.93	58.95s (0)	29.88s (0)		-9.0
2 NEARIS GREEN	10	29.6m	3:12.10	60.45s (0)	31.75s (0)		-29.6



Sectionals
Powered by



Home of Australian Harness Sectionals

PJ HARNESS ANALYSER

+ RAW DATA + HORSE REPORTS + FREE FRIDAY FACEBOOK TIP



www.pjdata.com.au | admin@pjdata.com.au | www.facebook.com/PJHarnessRacing



RWWA and provider are not responsible for the completeness or accuracy of any of the information contained herein, and makes no representations about its suitability for any purpose.

Gloucester Park Race 8 Distance 2130m

Friday, 22 October 2021

Gross Time: 2:36.60 MileRate: 1:58.30 LeadTime: 36.80s First Qtr: 30.00s Second Qtr: 30.90s Third Qtr: 29.20s Fourth Qtr: 29.70s

No Horse	Plc	Margin	Time	800Time (W)	400 Time (W)	Finish Position and metres gained from 800m
8 FANCI A DANCE	1	0.0m	2:36.60	58.18s (1)	29.11s (2)	+9.8
4 EUPHORIA	2	0.5m	2:36.64	58.86s (1)	29.69s (1)	+0.5
3 ZAZU	3	1.5m	2:36.72	58.61s (1)	29.41s (1)	+3.9
1 SMART FORTUNE	4	1.9m	2:36.75	59.04s (0)	29.84s (0)	-1.9
10 ALLWOODS ROCKNROL	5	7.7m	2:37.20	59.16s (0)	29.88s (0)	-3.5
6 STAR OF THE CLASS	6	8.6m	2:37.27	58.56s (0)	29.27s (0)	+4.6
11 MACHLANI	7	11.2m	2:37.47	59.06s (0)	29.69s (1)	-2.2
7 IAMTHEFIRECRACKER	8	11.9m	2:37.53	59.01s (2)	29.66s (3)	-1.5
9 ROCKNROLL WHITBY	9	13.4m	2:37.64	58.86s (1)	29.60s (2)	+0.6
5 MEDIEVAL MAN	10	13.9m	2:37.68	59.83s (2)	30.46s (2)	-12.7
2 OUR STAR WATCH	11	20.5m	2:38.20	59.99s (2)	30.62s (3)	-14.9



Sectionals
Powered by



Home of Australian Harness Sectionals

PJ HARNES ANALYSER

+ RAW DATA + HORSE REPORTS + FREE FRIDAY FACEBOOK TIP



www.pjdata.com.au | admin@pjdata.com.au | www.facebook.com/PJHarnessRacing



RWWA and provider are not responsible for the completeness or accuracy of any of the information contained herein, and makes no representations about its suitability for any purpose.

Gloucester Park Race 9 Distance 2130m

Friday, 22 October 2021

Gross Time: 2:37.10 MileRate: 1:58.70 LeadTime: 39.50s First Qtr: 31.10s Second Qtr: 29.60s Third Qtr: 28.20s Fourth Qtr: 28.70s

No Horse	Plc	Margin	Time	800Time (W)	400 Time (W)	Finish Position and metres gained from 800m
2 SAHARA TIGER	1	0.0m	2:37.10	56.90s (0)	28.70s (0)	0.0
8 WHOSWHOINTHEZOO	2	3.4m	2:37.36	56.19s (0)	27.94s (0)	+10.0
10 MAJOR STARE	3	3.9m	2:37.39	56.55s (0)	28.31s (0)	+4.9
1 MAKE IT QUICK	4	7.8m	2:37.69	57.13s (0)	28.91s (0)	-3.2
3 JESSE ALLWOOD	5	11.3m	2:37.95	56.92s (1)	28.24s (1)	-0.3
9 BETTOR BE LIVELY	6	11.7m	2:37.98	56.33s (0)	28.02s (0)	+8.1
5 DOUBLE EXPRESSO	7	14.3m	2:38.18	57.80s (1)	29.52s (1)	-12.7
7 THE KRAKEN	8	18.8m	2:38.52	56.49s (0)	28.21s (1)	+5.8
4 TIFFANY ROSE	9	22.9m	2:38.83	58.04s (1)	29.25s (2)	-16.1
6 APOLLO ROCK	10	26.9m	2:39.13	57.52s (1)	29.12s (2)	-8.7



Sectionals
Powered by



Home of Australian Harness Sectionals

PJ HARNESS ANALYSER

+ RAW DATA + HORSE REPORTS + FREE FRIDAY FACEBOOK TIP



www.pjdata.com.au | admin@pjdata.com.au | www.facebook.com/PJHarnessRacing



RWWA and provider are not responsible for the completeness or accuracy of any of the information contained herein, and makes no representations about its suitability for any purpose.

Gloucester Park Race 10 Distance 2130m

Friday, 22 October 2021

Gross Time: 2:40.50 MileRate: 2:01.30 LeadTime: 38.10s First Qtr: 33.30s Second Qtr: 30.90s Third Qtr: 28.90s Fourth Qtr: 29.30s

No Horse	Plc	Margin	Time	800Time (W)	400 Time (W)	Finish Position and metres gained from 800m
3 OUR SEQUEL	1	0.0m	2:40.50	58.20s (0)	29.30s (0)	0.0
2 FREE TO AIR	2	1.3m	2:40.60	58.16s (1)	29.32s (1)	+0.5
1 C C CHEVRON	3	4.4m	2:40.84	58.21s (0)	29.29s (0)	-0.2
7 QTOWN RIP ROARING	4	4.5m	2:40.85	57.77s (1)	28.84s (1)	+5.9
6 BURNING RUBBER	5	5.1m	2:40.89	57.51s (1)	28.55s (1)	+9.5
5 DOMINATE THE DOJO	6	6.0m	2:40.96	58.19s (1)	29.30s (1)	+0.2
9 DEEORSE	7	6.7m	2:41.01	58.08s (0)	29.12s (0)	+1.7
8 SALEAHS COMAND	8	10.8m	2:41.33	57.71s (0)	29.07s (0)	+6.8



Sectionals
Powered by



Home of Australian Harness Sectionals

PJ HARNESS ANALYSER

+ RAW DATA + HORSE REPORTS + FREE FRIDAY FACEBOOK TIP



www.pjdata.com.au | admin@pjdata.com.au | www.facebook.com/PJHarnessRacing



RWWA and provider are not responsible for the completeness or accuracy of any of the information contained herein, and makes no representations about its suitability for any purpose.