

# Gloucester Park Race 1 Distance 2130m

Tuesday, 26 October 2021

Gross Time: 2:35.60 MileRate: 1:57.60 LeadTime: 36.60s First Qtr: 30.00s Second Qtr: 30.00s Third Qtr: 29.70s Fourth Qtr: 29.30s

No Horse	Plc	Margin	Time	800Time (W)	400 Time (W)	Finish Position and metres gained from 800m
6 ROCKNROLL ELLIOT	1	0.0m	2:35.60	58.49s (1)	29.30s (0)	+7.0
11 BETTOR MOVE ALONG	2	21.5m	2:37.25	60.25s (0)	29.73s (0)	-7.7
7 TUMBLIN DICE	3	21.7m	2:37.27	59.62s (2)	29.92s (2)	-8.5
10 ROLL EM	4	27.6m	2:37.72	60.14s (1)	29.94s (2)	-15.6
12 MAKAILA	5	29.8m	2:37.89	60.00s (0)	29.98s (0)	-13.6
8 KOLISI	6	36.6m	2:38.41	60.11s (0)	30.23s (1)	-15.2
3 KISSED BY A ROSE	7	46.7m	2:39.19	62.42s (0)	31.89s (0)	-46.7
9 GYPSY DRAGON	8	57.8m	2:40.04	61.99s (1)	31.89s (3)	-40.8
4 AMERICAN DUTCHESS	9	79.5m	2:41.71	62.56s (0)	31.74s (0)	-48.5
5 JUST ROC	10	79.7m	2:41.72	64.79s (1)	33.95s (1)	-78.9



Sectionals  
Powered by



Home of Australian Harness Sectionals

**PJ HARNESS ANALYSER**

+ RAW DATA + HORSE REPORTS + FREE FRIDAY FACEBOOK TIP



[www.pjdata.com.au](http://www.pjdata.com.au) | [admin@pjdata.com.au](mailto:admin@pjdata.com.au) | [www.facebook.com/PJHarnessRacing](https://www.facebook.com/PJHarnessRacing)



RWWA and provider are not responsible for the completeness or accuracy of any of the information contained herein, and makes no representations about its suitability for any purpose.

# Gloucester Park Race 2 Distance 2130m

Tuesday, 26 October 2021

Gross Time: 2:39.70 MileRate: 2:00.70 LeadTime: 40.00s First Qtr: 31.50s Second Qtr: 30.30s Third Qtr: 28.50s Fourth Qtr: 29.40s

No Horse	Plc	Margin	Time	800Time (W)	400 Time (W)	Finish Position and metres gained from 800m
1 EUSTON FLYER	1	0.0m	2:39.70	57.90s (0)	29.40s (0)	0.0
2 OUR SHELLEY BEACH	2	3.7m	2:39.99	57.81s (0)	29.32s (0)	+1.3
9 AMERICAN BULLITT	3	3.9m	2:40.00	57.72s (1)	29.41s (2)	+2.5
7 JILLIBY JAKE	4	4.4m	2:40.04	57.42s (1)	29.18s (1)	+6.6
6 SUAREZ	5	6.0m	2:40.16	58.19s (1)	29.68s (1)	-4.0
3 ULTIMATE ROCKER	6	7.3m	2:40.26	57.75s (0)	29.28s (0)	+2.1
4 HERE COMES SHARKIE	7	8.1m	2:40.32	57.49s (0)	29.00s (0)	+5.7
5 DYNAMITE BEACH	8	11.9m	2:40.62	57.65s (1)	29.09s (1)	+3.5



Sectionals  
Powered by



Home of Australian Harness Sectionals

**PJ HARNESS ANALYSER**

+ RAW DATA + HORSE REPORTS + FREE FRIDAY FACEBOOK TIP



[www.pjdata.com.au](http://www.pjdata.com.au) | [admin@pjdata.com.au](mailto:admin@pjdata.com.au) | [www.facebook.com/PJHarnessRacing](https://www.facebook.com/PJHarnessRacing)














RWWA and provider are not responsible for the completeness or accuracy of any of the information contained herein, and makes no representations about its suitability for any purpose.

# Gloucester Park Race 3 Distance 2130m

Tuesday, 26 October 2021

Gross Time: 2:37.10 MileRate: 1:58.70 LeadTime: 38.70s First Qtr: 29.60s Second Qtr: 31.70s Third Qtr: 29.30s Fourth Qtr: 27.80s

No Horse	Plc	Margin	Time	800Time (W)	400 Time (W)	Finish Position and metres gained from 800m
6 JETT STAR	1	0.0m	2:37.10	57.10s (1)	27.80s (1)	 0.0
1 UNCONDITIONAL	2	0.4m	2:37.13	57.06s (0)	27.80s (0)	 +0.6
8 LIVY JAY	3	16.2m	2:38.28	57.95s (1)	28.60s (1)	-12.0 
3 THE NOTORIOUS ONE	4	17.8m	2:38.40	57.74s (1)	28.39s (1)	-9.0 
5 HARLEY ZEST	5	21.5m	2:38.67	57.06s (0)	27.64s (1)	+0.5 
2 GREGARMY	6	22.1m	2:38.72	57.73s (1)	28.36s (1)	-8.9 
10 CHOPPING BLOCK	7	22.9m	2:38.77	58.34s (0)	28.95s (0)	-17.5 
7 WATCH ME REACT	8	25.7m	2:38.98	57.94s (0)	28.32s (1)	-11.9 
4 THE BATMOBILE	9	29.4m	2:39.25	57.95s (1)	28.86s (2)	-12.0 
11 TEVARICH	10	30.4m	2:39.32	58.55s (0)	28.88s (0)	-20.4 
9 ALL THE BELLS	11	30.9m	2:39.36	58.06s (0)	28.65s (2)	-13.5 



Sectionals  
Powered by



Home of Australian Harness Sectionals

**PJ HARNESS ANALYSER**

+ RAW DATA + HORSE REPORTS + FREE FRIDAY FACEBOOK TIP



[www.pjdata.com.au](http://www.pjdata.com.au) | [admin@pjdata.com.au](mailto:admin@pjdata.com.au) | [www.facebook.com/PJHarnessRacing](https://www.facebook.com/PJHarnessRacing)













RWWA and provider are not responsible for the completeness or accuracy of any of the information contained herein, and makes no representations about its suitability for any purpose.

# Gloucester Park Race 4 Distance 2536m

Tuesday, 26 October 2021

Gross Time: 3:10.70 MileRate: 2:01.00 LeadTime: 71.20s First Qtr: 30.50s Second Qtr: 31.00s Third Qtr: 30.10s Fourth Qtr: 27.90s

No Horse	Plc	Margin	Time	800Time (W)	400 Time (W)	Finish Position and metres gained from 800m	
3 THE IDEAL TOUCH	1	0.0m	3:10.70	58.00s (0)	27.90s (0)		 0.0
1 MCARDLES GEM	2	2.4m	3:10.88	57.86s (0)	27.78s (0)		 +2.0
10 DESTINED TO RULE	3	11.9m	3:11.57	58.24s (0)	28.12s (0)	-3.3	 -3.3
6 BALTIC ACE	4	13.7m	3:11.71	58.80s (1)	28.61s (1)	-11.1	 -11.1
5 OUR SEQUEL	5	21.2m	3:12.26	58.74s (1)	28.50s (1)	-10.2	 -10.2
8 EXPRESS BEAUTY	6	21.7m	3:12.29	59.06s (1)	28.82s (1)	-13.7	 -13.7
4 HASTALAVISTA	7	22.7m	3:12.37	58.25s (1)	28.00s (1)	-3.5	 -3.5
2 STAR ARMBRO	8	23.5m	3:12.42	58.60s (1)	28.36s (1)	-8.3	 -8.3
7 RENAISSANCE ART	9	23.9m	3:12.45	58.81s (0)	28.66s (0)	-11.9	 -11.9
9 SOUTHERN BELLE	10	27.9m	3:12.75	58.32s (1)	28.00s (1)	-2.5	 -2.5



Sectionals Powered by  **Home of Australian Harness Sectionals**  
**PJ HARNESS ANALYSER**  
 + RAW DATA + HORSE REPORTS + FREE FRIDAY FACEBOOK TIP

[www.pjdata.com.au](http://www.pjdata.com.au) | [admin@pjdata.com.au](mailto:admin@pjdata.com.au) | [www.facebook.com/PJHarnessRacing](https://www.facebook.com/PJHarnessRacing)











RWWA and provider are not responsible for the completeness or accuracy of any of the information contained herein, and makes no representations about its suitability for any purpose.

# Gloucester Park Race 5 Distance 2130m

Tuesday, 26 October 2021

Gross Time: 2:35.90 MileRate: 1:57.80 LeadTime: 38.30s First Qtr: 30.70s Second Qtr: 30.30s Third Qtr: 29.60s Fourth Qtr: 27.00s

No Horse	Plc	Margin	Time	800Time (W)	400 Time (W)	Finish Position and metres gained from 800m
6 DONT BOTHER ME NON	1	0.0m	2:35.90	56.60s (0)	27.00s (0)	 0.0
1 TALKS UP A STORM	2	9.3m	2:36.56	56.96s (0)	27.30s (0)	-5.1 
5 THE WATCH MAKER	3	9.5m	2:36.58	56.58s (1)	27.11s (1)	+0.3 
3 THE WHITE RABBIT	4	11.4m	2:36.71	57.04s (1)	27.59s (1)	-6.2 
2 BETTOR MY DREAMZ	5	15.6m	2:37.01	57.11s (0)	27.42s (0)	-7.2 
4 IM SPIDERMAN	6	17.1m	2:37.12	56.93s (0)	27.26s (1)	-4.7 
8 HEZ A CHANCE	7	29.7m	2:38.01	57.48s (0)	28.13s (2)	-12.5 



Sectionals  
Powered by



Home of Australian Harness Sectionals

**PJ HARNESS ANALYSER**

+ RAW DATA + HORSE REPORTS + FREE FRIDAY FACEBOOK TIP



[www.pjdata.com.au](http://www.pjdata.com.au) | [admin@pjdata.com.au](mailto:admin@pjdata.com.au) | [www.facebook.com/PJHarnessRacing](https://www.facebook.com/PJHarnessRacing)



RWWA and provider are not responsible for the completeness or accuracy of any of the information contained herein, and makes no representations about its suitability for any purpose.

# Gloucester Park Race 6 Distance 2130m

Tuesday, 26 October 2021

Gross Time: 2:36.50 MileRate: 1:58.20 LeadTime: 36.90s First Qtr: 30.00s Second Qtr: 29.90s Third Qtr: 29.80s Fourth Qtr: 29.90s

No Horse	Plc	Margin	Time	800Time (W)	400 Time (W)	Finish Position and metres gained from 800m
8 STAR IN ART	1	0.0m	2:36.50	58.11s (1)	29.44s (3)	+21.3
11 SHEZA BROMAC	2	5.5m	2:36.93	59.34s (0)	29.95s (1)	+4.9
4 ZOZO MA GOGO	3	8.3m	2:37.15	60.32s (1)	30.52s (1)	-8.3
7 KIRSTEN	4	13.0m	2:37.52	59.39s (2)	30.32s (2)	+4.2
10 BEEJAYS STAR	5	14.4m	2:37.63	60.35s (0)	30.63s (0)	-8.8
1 CARUBA	6	18.4m	2:37.94	60.96s (0)	31.27s (0)	-17.0
5 MISS CAMOUFLAGE	7	21.5m	2:38.18	59.77s (0)	30.28s (0)	-0.9
6 FARAWAYEYES	8	36.5m	2:39.36	62.08s (1)	32.45s (2)	-32.1
3 SOME COPPER BEACH	9	40.4m	2:39.66	61.96s (1)	31.83s (1)	-30.4
9 AVIVO	10	41.1m	2:39.72	60.49s (0)	30.65s (0)	-10.7
12 BETTYS LASS	11	45.1m	2:40.03	61.90s (0)	32.45s (0)	-29.7
2 LIAURIE	12	47.0m	2:40.18	62.12s (1)	31.83s (1)	-32.6



Sectionals  
Powered by



Home of Australian Harness Sectionals

PJ HARNESS ANALYSER

+ RAW DATA + HORSE REPORTS + FREE FRIDAY FACEBOOK TIP



www.pjdata.com.au | admin@pjdata.com.au | www.facebook.com/PJHarnessRacing













RWWA and provider are not responsible for the completeness or accuracy of any of the information contained herein, and makes no representations about its suitability for any purpose.

# Gloucester Park Race 7 Distance 2130m

Tuesday, 26 October 2021

Gross Time: 2:38.00 MileRate: 1:59.40 LeadTime: 38.70s First Qtr: 31.80s Second Qtr: 30.50s Third Qtr: 28.50s Fourth Qtr: 28.50s

No Horse	Plc	Margin	Time	800Time (W)	400 Time (W)	Finish Position and metres gained from 800m
4 OUR BURLING	1	0.0m	2:38.00	57.00s (0)	28.50s (0)	 0.0
6 CAVALRY CALL	2	12.4m	2:38.93	57.55s (1)	28.84s (2)	 -7.8
10 IDEAL EXTRA	3	17.6m	2:39.32	57.54s (0)	28.94s (0)	 -7.6
1 LIVE LIFE FAST	4	20.0m	2:39.50	58.08s (0)	29.59s (0)	 -15.2
9 ITSNOTOVA	5	20.7m	2:39.55	57.15s (1)	28.39s (1)	 -2.1
5 IAM LAMBROS	6	22.1m	2:39.65	57.60s (1)	28.82s (1)	 -8.5
2 CRACKA TINNY	7	33.2m	2:40.49	58.70s (1)	29.90s (1)	 -24.0
7 TWENTYNINE TWELVE	8	33.7m	2:40.52	59.36s (1)	30.56s (1)	 -33.3
3 TEPELO STAR	9	34.7m	2:40.60	58.41s (0)	29.46s (0)	 -19.9
8 SPY MAJOR	10	37.6m	2:40.81	57.99s (1)	29.15s (1)	 -14.0



Sectionals  
Powered by



Home of Australian Harness Sectionals

**PJ HARNESS ANALYSER**

+ RAW DATA + HORSE REPORTS + FREE FRIDAY FACEBOOK TIP



[www.pjdata.com.au](http://www.pjdata.com.au) | [admin@pjdata.com.au](mailto:admin@pjdata.com.au) | [www.facebook.com/PJHarnessRacing](https://www.facebook.com/PJHarnessRacing)



RWWA and provider are not responsible for the completeness or accuracy of any of the information contained herein, and makes no representations about its suitability for any purpose.

# Gloucester Park Race 8 Distance 2130m

Tuesday, 26 October 2021

Gross Time: 2:41.80 MileRate: 2:02.20 LeadTime: 38.80s First Qtr: 33.00s Second Qtr: 30.80s Third Qtr: 29.40s Fourth Qtr: 29.80s

No Horse	Plc	Margin	Time	800Time (W)	400 Time (W)	Finish Position and metres gained from 800m
2 COHLIN	1	0.0m	2:41.80	58.83s (0)	29.46s (0)	
4 POPPY SENSATION	2	1.3m	2:41.90	58.43s (1)	29.88s (2)	
3 ASHIMA	3	3.4m	2:42.07	58.76s (0)	29.40s (1)	
1 GO WIDGIE	4	14.3m	2:42.92	60.25s (0)	30.86s (0)	
7 STARS OF GOLD	5	19.6m	2:43.33	59.44s (0)	30.23s (0)	
8 MADONNA VALE	6	20.5m	2:43.40	60.63s (1)	31.21s (1)	
6 KING MEMPHIS	7	21.5m	2:43.48	60.27s (1)	30.79s (2)	
5 REMARKABLE STAR	8	27.5m	2:43.95	60.02s (1)	30.80s (1)	



Sectionals  
Powered by



Home of Australian Harness Sectionals

**PJ HARNESS ANALYSER**

+ RAW DATA + HORSE REPORTS + FREE FRIDAY FACEBOOK TIP



[www.pjdata.com.au](http://www.pjdata.com.au) | [admin@pjdata.com.au](mailto:admin@pjdata.com.au) | [www.facebook.com/PJHarnessRacing](https://www.facebook.com/PJHarnessRacing)



RWWA and provider are not responsible for the completeness or accuracy of any of the information contained herein, and makes no representations about its suitability for any purpose.