












Gloucester Park Race 1 Distance 2130m

Friday, 29 October 2021

Gross Time: 2:35.10 MileRate: 1:57.20 LeadTime: 36.40s First Qtr: 30.20s Second Qtr: 29.80s Third Qtr: 28.60s Fourth Qtr: 30.10s

No Horse	Plc	Margin	Time	800Time (W)	400 Time (W)	Finish Position and metres gained from 800m		
1 QUEENINTHECORNER	1	0.0m	2:35.10	58.70s	(0)	30.10s	(0)	 0.0
10 SEE THE WORLD	2	6.2m	2:35.59	58.85s	(0)	30.22s	(0)	-2.0 
11 FREE WHEELING	3	6.2m	2:35.59	58.54s	(0)	29.89s	(0)	+2.2 
5 BONSTAR	4	10.2m	2:35.90	58.50s	(0)	29.77s	(0)	+2.8 
7 JAY ELLE	5	10.5m	2:35.93	59.12s	(1)	30.35s	(1)	-5.7 
8 IN THE SPOTLIGHT	6	13.4m	2:36.16	59.63s	(1)	30.95s	(1)	-12.8 
6 ARTISTIC SCRIBE	7	15.5m	2:36.32	58.56s	(0)	29.81s	(0)	+1.9 
3 THE HOPE DIAMOND	8	16.4m	2:36.39	59.18s	(1)	30.46s	(1)	-6.6 
4 FOLLOW THE ARK	9	17.2m	2:36.46	58.60s	(1)	30.68s	(2)	+1.4 
2 BRAMANTE STEPS	10	18.0m	2:36.52	58.98s	(1)	30.25s	(1)	-3.8 
9 VALHALLA MISS	11	32.8m	2:37.69	59.37s	(1)	30.97s	(1)	-9.2 



Sectionals
Powered by



Home of Australian Harness Sectionals

PJ HARNESS ANALYSER

+ RAW DATA + HORSE REPORTS + FREE FRIDAY FACEBOOK TIP













www.pjdata.com.au | admin@pjdata.com.au | www.facebook.com/PJHarnessRacing

RWWA and provider are not responsible for the completeness or accuracy of any of the information contained herein, and makes no representations about its suitability for any purpose.

Gloucester Park Race 2 Distance 2130m

Friday, 29 October 2021

Gross Time: 2:33.50 MileRate: 1:56.00 LeadTime: 36.50s First Qtr: 30.70s Second Qtr: 28.50s Third Qtr: 28.30s Fourth Qtr: 29.50s

No Horse	Plc	Margin	Time	800Time (W)	400 Time (W)	Finish Position and metres gained from 800m
1 ALTA CINDERELLA	1	0.0m	2:33.50	57.80s (0)	29.50s (0)	 0.0
10 DIAMOND DOVE	2	9.0m	2:34.20	58.13s (0)	29.84s (0)	-4.6 
5 SAGANO	3	11.4m	2:34.38	57.43s (1)	29.37s (2)	+5.2 
4 BOORAA	4	12.9m	2:34.50	58.31s (1)	30.14s (1)	-7.1 
8 TRINITY BROMAC	5	14.1m	2:34.59	57.19s (0)	28.91s (1)	+8.5 
6 CAPTURED DELIGHT	6	15.2m	2:34.68	57.40s (1)	29.19s (2)	+5.6 
2 PHAR FROM KALAHARI	7	16.6m	2:34.78	58.37s (0)	29.98s (0)	-8.0 
7 ALL THE BELLS	8	20.4m	2:35.08	58.33s (0)	29.95s (0)	-7.4 
9 BENESARI LANE	9	21.6m	2:35.17	58.07s (0)	29.72s (0)	-3.8 
3 SUING YOU	10	25.7m	2:35.49	58.77s (1)	30.40s (1)	-13.5 



Sectionals
Powered by



Home of Australian Harness Sectionals

PJ HARNESS ANALYSER

+ RAW DATA + HORSE REPORTS + FREE FRIDAY FACEBOOK TIP



www.pjdata.com.au | admin@pjdata.com.au | www.facebook.com/PJHarnessRacing



RWWA and provider are not responsible for the completeness or accuracy of any of the information contained herein, and makes no representations about its suitability for any purpose.

Gloucester Park Race 3 Distance 2536m

Friday, 29 October 2021

Gross Time: 3:06.40 MileRate: 1:58.30 LeadTime: 68.70s First Qtr: 31.10s Second Qtr: 29.50s Third Qtr: 28.20s Fourth Qtr: 28.90s

No Horse	Plc	Margin	Time	800Time (W)	400 Time (W)	Finish Position and metres gained from 800m
6 EUPHORIA	1	0.0m	3:06.40	57.10s (1)	28.87s (1)	
1 ALLWOODS ROCKNROL	2	2.0m	3:06.55	56.94s (0)	28.71s (0)	
2 ALTA RHETT	3	2.4m	3:06.58	57.27s (0)	29.07s (0)	
4 AL GUERRERO	4	6.3m	3:06.88	57.22s (1)	28.79s (1)	
10 STAR OF THE CLASS	5	9.2m	3:07.10	57.14s (0)	28.90s (0)	
5 MINI MINE YET	6	15.3m	3:07.56	56.60s (1)	28.43s (1)	
12 ROBBIE EASTON	7	16.0m	3:07.61	56.96s (1)	28.71s (2)	
11 SMART FORTUNE	8	16.2m	3:07.63	57.33s (1)	29.09s (2)	
3 VIVERE DAMORE	9	17.2m	3:07.70	57.70s (1)	29.49s (2)	
9 ROCKNROLL WHITBY	10	18.5m	3:07.80	57.48s (0)	29.14s (0)	
7 BLUE BLAZER	11	20.4m	3:07.95	56.66s (1)	28.44s (1)	



Sectionals
Powered by



Home of Australian Harness Sectionals

PJ HARNESS ANALYSER

+ RAW DATA + HORSE REPORTS + FREE FRIDAY FACEBOOK TIP



www.pjdata.com.au | admin@pjdata.com.au | www.facebook.com/PJHarnessRacing











RWWA and provider are not responsible for the completeness or accuracy of any of the information contained herein, and makes no representations about its suitability for any purpose.

Gloucester Park Race 4 Distance 2130m

Friday, 29 October 2021

Gross Time: 2:34.00 MileRate: 1:56.40 LeadTime: 36.90s First Qtr: 31.50s Second Qtr: 28.50s Third Qtr: 28.20s Fourth Qtr: 28.90s

No Horse	Plc	Margin	Time	800Time (W)	400 Time (W)	Finish Position and metres gained from 800m	
9 ALTA INTRIGUE	1	0.0m	2:34.00	56.89s (1)	28.71s (1)		 +3.0
1 ROMAN ART	2	0.2m	2:34.02	57.11s (0)	28.91s (0)		 -0.2
5 THEREUGO	3	17.2m	2:35.30	57.97s (0)	29.43s (0)	-12.2	 -12.2
3 SHADOW ROLL	4	17.4m	2:35.32	57.75s (1)	29.19s (1)	-9.2	 -9.2
6 ROCK ME OVER	5	17.4m	2:35.32	57.44s (1)	28.89s (1)	-4.8	 -4.8
7 WALSH	6	19.3m	2:35.46	57.19s (1)	28.75s (2)	-1.3	 -1.3
2 INFATUATION	7	22.0m	2:35.67	57.98s (0)	29.47s (0)	-12.4	 -12.4
4 MATTJESTIC STAR	8	27.9m	2:36.12	58.04s (0)	29.50s (0)	-13.3	 -13.3



Sectionals
Powered by



Home of Australian Harness Sectionals

PJ HARNESS ANALYSER

+ RAW DATA + HORSE REPORTS + FREE FRIDAY FACEBOOK TIP



www.pjdata.com.au | admin@pjdata.com.au | www.facebook.com/PJHarnessRacing











RWWA and provider are not responsible for the completeness or accuracy of any of the information contained herein, and makes no representations about its suitability for any purpose.

Gloucester Park Race 5 Distance 2130m

Friday, 29 October 2021

Gross Time: 2:32.60 MileRate: 1:55.30 LeadTime: 36.00s First Qtr: 31.00s Second Qtr: 29.30s Third Qtr: 28.20s Fourth Qtr: 28.10s

No Horse	Plc	Margin	Time	800Time (W)	400 Time (W)	Finish Position and metres gained from 800m
6 HURRICANE HARLEY	1	0.0m	2:32.60	56.30s (0)	28.10s (0)	 0.0
1 FANCI A DANCE	2	8.4m	2:33.22	56.58s (0)	28.32s (0)	-4.0 
8 BETTORSTARTDREAMIN	3	8.7m	2:33.24	56.27s (0)	27.97s (0)	+0.5 
4 GOTTA GO GABBANA	4	14.3m	2:33.66	56.35s (0)	27.94s (0)	-0.7 
9 PERFECT MAJOR	5	17.8m	2:33.91	57.34s (1)	28.87s (1)	-14.8 
7 AS HAPPY AS LARRY	6	20.9m	2:34.14	56.95s (1)	28.47s (2)	-9.3 
5 IDEAL LINER	7	21.5m	2:34.19	56.46s (0)	28.12s (0)	-2.3 
2 BABYFACE ADDA	8	57.6m	2:36.85	59.81s (1)	31.12s (1)	-50.2 



Sectionals
Powered by



Home of Australian Harness Sectionals

PJ HARNESS ANALYSER

+ RAW DATA + HORSE REPORTS + FREE FRIDAY FACEBOOK TIP



www.pjdata.com.au | admin@pjdata.com.au | www.facebook.com/PJHarnessRacing



RWWA and provider are not responsible for the completeness or accuracy of any of the information contained herein, and makes no representations about its suitability for any purpose.

Gloucester Park Race 6 Distance 2130m

Friday, 29 October 2021

Gross Time: 2:33.30 MileRate: 1:55.80 LeadTime: 37.90s First Qtr: 30.10s Second Qtr: 29.20s Third Qtr: 27.90s Fourth Qtr: 28.20s

No Horse	Plc	Margin	Time	800Time (W)	400 Time (W)	Finish Position and metres gained from 800m
1 BORN TO BOOGIE	1	0.0m	2:33.30	56.10s (0)	28.20s (0)	0.0
2 IM SOXY	2	5.9m	2:33.74	56.22s (0)	28.29s (0)	-1.7
7 MIRRAGON	3	10.0m	2:34.04	55.93s (0)	27.96s (0)	+2.4
3 WHATABRO	4	10.1m	2:34.05	56.23s (0)	28.29s (0)	-1.9
6 ALTA ENGEN	5	12.7m	2:34.24	56.19s (1)	28.00s (2)	-1.3
5 ALTA BLUES	6	14.6m	2:34.38	57.01s (1)	28.80s (1)	-13.0
4 MY CARBON COPY	7	21.6m	2:34.90	57.13s (1)	28.96s (1)	-14.3



Sectionals
Powered by



Home of Australian Harness Sectionals

PJ HARNESS ANALYSER

+ RAW DATA + HORSE REPORTS + FREE FRIDAY FACEBOOK TIP



www.pjdata.com.au | admin@pjdata.com.au | www.facebook.com/PJHarnessRacing











RWWA and provider are not responsible for the completeness or accuracy of any of the information contained herein, and makes no representations about its suitability for any purpose.

Gloucester Park Race 7 Distance 2536m

Friday, 29 October 2021

Gross Time: 3:09.90 MileRate: 2:00.50 LeadTime: 71.60s First Qtr: 31.60s Second Qtr: 29.90s Third Qtr: 28.60s Fourth Qtr: 28.20s

No Horse	Plc	Margin	Time	800Time (W)	400 Time (W)	Finish Position and metres gained from 800m
8 FINVARRA	1	0.0m	3:09.90	56.76s (1)	28.20s (1)	 +0.6
6 MAJOR MUCHA	2	8.6m	3:10.54	57.41s (0)	28.79s (0)	-8.6 
3 PONTEVIVO	3	10.5m	3:10.68	56.89s (0)	28.28s (0)	-1.3 
9 ZAZU	4	13.9m	3:10.93	57.39s (1)	28.82s (1)	-8.3 
1 SIDSTREPO	5	15.1m	3:11.02	57.51s (0)	28.91s (0)	-10.1 
4 IM SPIDERMAN	6	16.0m	3:11.09	57.00s (0)	28.37s (0)	-2.8 
7 ANVIL ROLLOVER	7	18.6m	3:11.28	57.41s (1)	28.84s (1)	-8.6 
5 MISTER MACH	8	21.2m	3:11.47	57.04s (0)	28.34s (0)	-3.4 



Sectionals
Powered by



Home of Australian Harness Sectionals

PJ HARNESS ANALYSER

+ RAW DATA + HORSE REPORTS + FREE FRIDAY FACEBOOK TIP



www.pjdata.com.au | admin@pjdata.com.au | www.facebook.com/PJHarnessRacing















RWWA and provider are not responsible for the completeness or accuracy of any of the information contained herein, and makes no representations about its suitability for any purpose.

Gloucester Park Race 8 Distance 2536m

Friday, 29 October 2021

Gross Time: 3:06.30 MileRate: 1:58.20 LeadTime: 69.10s First Qtr: 30.00s Second Qtr: 28.90s Third Qtr: 28.00s Fourth Qtr: 30.30s

No Horse	Plc	Margin	Time	800Time (W)	400 Time (W)	Finish Position and metres gained from 800m	
2 MANNING	1	0.0m	3:06.30	58.30s (0)	30.30s (0)		 0.0
12 DREDLOCK ROCKSTAR	2	23.1m	3:08.13	58.99s (0)	30.17s (0)	-9.5	
5 FREE TO AIR	3	23.8m	3:08.19	58.73s (0)	29.88s (1)	-6.0	
7 THE KRAKEN	4	24.0m	3:08.20	59.24s (1)	30.36s (2)	-3.0	
1 QTOWN RIP ROARING	5	29.6m	3:08.65	60.10s (0)	31.32s (0)	-24.8	
3 MAKE IT QUICK	6	29.9m	3:08.67	58.99s (1)	30.08s (2)	-9.5	
10 DEEORSE	7	30.1m	3:08.69	59.81s (0)	31.02s (0)	-20.9	
11 JESSE ALLWOOD	8	33.1m	3:08.93	58.92s (1)	29.96s (1)	-8.5	
8 TYLER BRETT	9	35.3m	3:09.10	60.44s (1)	31.45s (1)	-29.5	
6 C C CHEVRON	10	36.0m	3:09.16	59.29s (0)	30.50s (0)	-13.6	
9 ARMA INDIE	11	36.5m	3:09.20	58.83s (1)	30.04s (2)	-7.3	
4 BETTORGRINANBARIT	12	40.2m	3:09.49	60.10s (1)	31.17s (2)	-24.8	



Sectionals
Powered by



Home of Australian Harness Sectionals

PJ HARNESS ANALYSER

+ RAW DATA + HORSE REPORTS + FREE FRIDAY FACEBOOK TIP



www.pjdata.com.au | admin@pjdata.com.au | www.facebook.com/PJHarnessRacing



RWWA and provider are not responsible for the completeness or accuracy of any of the information contained herein, and makes no representations about its suitability for any purpose.

Gloucester Park Race 9 Distance 2503m

Friday, 29 October 2021

Gross Time: 3:18.40 MileRate: 2:07.60 LeadTime: 75.30s First Qtr: 31.60s Second Qtr: 31.00s Third Qtr: 30.50s Fourth Qtr: 30.00s

No Horse	Plc	Margin	Time	800Time (W)	400 Time (W)	Finish Position and metres gained from 800m
1 THE MALE MODEL	1	0.0m	3:18.40	60.18s (0)	29.67s (0)	
2 TEARS OF JOY	2	4.6m	3:18.76	60.85s (0)	30.34s (0)	
4 MY MDINA	3	5.2m	3:18.81	60.26s (0)	29.70s (0)	
8 MR SUNDON	4	6.4m	3:18.90	59.82s (1)	29.27s (1)	
5 MALABAR SPUR	5	9.3m	3:19.13	60.22s (0)	29.66s (0)	
6 MORTICIAN	6	11.3m	3:19.29	60.03s (0)	29.44s (0)	
3 FARBIO	7	13.9m	3:19.49	60.75s (1)	30.16s (1)	
7 NO REPUBLIC	8	20.4m	3:20.00	61.88s (1)	31.27s (1)	
9 MAJESTIC COURTNEY	9	57.4m	3:22.91	64.35s (1)	33.68s (2)	



Sectionals
Powered by



Home of Australian Harness Sectionals

PJ HARNESS ANALYSER

+ RAW DATA + HORSE REPORTS + FREE FRIDAY FACEBOOK TIP



www.pjdata.com.au | admin@pjdata.com.au | www.facebook.com/PJHarnessRacing



RWWA and provider are not responsible for the completeness or accuracy of any of the information contained herein, and makes no representations about its suitability for any purpose.

Gloucester Park Race 10 Distance 2130m

Friday, 29 October 2021

Gross Time: 2:35.00 MileRate: 1:57.10 LeadTime: 38.60s First Qtr: 30.60s Second Qtr: 29.20s Third Qtr: 27.60s Fourth Qtr: 29.00s

No Horse	Plc	Margin	Time	800Time (W)	400 Time (W)	Finish Position and metres gained from 800m
3 HAMPTON BANNER	1	0.0m	2:35.00	56.60s (0)	29.00s (0)	0.0
4 JUMPINGJACKMAC	2	0.2m	2:35.02	56.50s (1)	28.97s (1)	+1.4
5 TYPHOON BANNER	3	0.8m	2:35.06	56.19s (1)	28.71s (1)	+5.8
1 ROCKABALL	4	3.8m	2:35.29	56.54s (0)	28.93s (0)	+0.8
6 ALTA LOUISA	5	6.0m	2:35.46	56.08s (0)	28.37s (0)	+7.4
2 MACHLANI	6	8.1m	2:35.62	56.55s (0)	28.85s (0)	+0.7
7 PIERRE WHITBY	7	14.7m	2:36.12	56.73s (1)	28.73s (1)	-1.9



Sectionals
Powered by



Home of Australian Harness Sectionals

PJ HARNESS ANALYSER

+ RAW DATA + HORSE REPORTS + FREE FRIDAY FACEBOOK TIP



www.pjdata.com.au | admin@pjdata.com.au | www.facebook.com/PJHarnessRacing



RWWA and provider are not responsible for the completeness or accuracy of any of the information contained herein, and makes no representations about its suitability for any purpose.