

# Northam Race 1 Distance 2190m

Saturday, 30 October 2021

Gross Time: 2:46.60 MileRate: 2:02.40 LeadTime: 45.00s First Qtr: 32.40s Second Qtr: 31.80s Third Qtr: 29.00s Fourth Qtr: 28.40s

No Horse	Plc	Margin	Time	800Time (W)	400 Time (W)	Finish Position and metres gained from 800m
6 TORREVEAN AMY	1	0.0m	2:46.60	56.64s (1)	28.40s (0)	+10.6
4 HOKULANI	2	3.4m	2:46.85	56.59s (1)	28.15s (1)	+11.4
5 ROLLINDOWNTHERIVER	3	5.4m	2:47.00	57.79s (0)	28.26s (0)	-5.4
1 CHERRY ON THE CAKE	4	6.4m	2:47.08	57.54s (0)	27.99s (0)	-2.0
7 CULLEN STAR	5	7.8m	2:47.18	57.34s (0)	27.68s (0)	+0.8
2 BOSTON BLUE CHIP	6	18.9m	2:48.01	57.81s (0)	28.05s (0)	-5.7
9 PACIFIC EAGLE	7	20.7m	2:48.14	58.42s (1)	28.68s (1)	-14.3
3 FOLLOW ROCKNROLL	8	24.4m	2:48.42	58.98s (1)	29.32s (1)	-22.2



Sectionals  
Powered by



Home of Australian Harness Sectionals  
**PJ HARNESS ANALYSER**

+ RAW DATA + HORSE REPORTS + FREE FRIDAY FACEBOOK TIP



[www.pjdata.com.au](http://www.pjdata.com.au) | [admin@pjdata.com.au](mailto:admin@pjdata.com.au) | [www.facebook.com/PJHarnessRacing](https://www.facebook.com/PJHarnessRacing)













RWWA and provider are not responsible for the completeness or accuracy of any of the information contained herein, and makes no representations about its suitability for any purpose.

# Northam Race 2 Distance 2190m

Saturday, 30 October 2021

Gross Time: 2:44.00 MileRate: 2:00.50 LeadTime: 45.20s First Qtr: 31.40s Second Qtr: 29.40s Third Qtr: 28.80s Fourth Qtr: 29.20s

No Horse	Plc	Margin	Time	800Time (W)	400 Time (W)	Finish Position and metres gained from 800m
3 KISSED BY A ROSE	1	0.0m	2:44.00	58.00s (0)	29.20s (0)	 0.0
9 SONGKRAN	2	9.2m	2:44.70	57.93s (1)	29.01s (2)	 +1.0
4 STAR FOR ME	3	10.9m	2:44.83	58.38s (1)	29.38s (1)	-5.3 
1 SUN AND SAND	4	11.1m	2:44.85	58.40s (0)	29.66s (0)	-5.5 
2 AMERICAN DUTCHESS	5	12.7m	2:44.97	58.18s (0)	29.43s (0)	-2.5 
6 ADVANCE STRIKE	6	12.9m	2:44.99	57.44s (1)	28.58s (2)	+7.7 
8 FLASH MOB	7	16.4m	2:45.26	58.16s (0)	29.39s (0)	-2.2 
5 MAKAILA	8	21.1m	2:45.62	59.46s (1)	30.46s (1)	-20.3 
10 ABSOLUTE DELIGHT	9	45.8m	2:47.51	60.18s (1)	31.32s (2)	-30.2 
7 ROLL EM	10	48.0m	2:47.68	60.13s (0)	31.41s (1)	-29.6 



Sectionals  
Powered by



Home of Australian Harness Sectionals

**PJ HARNESS ANALYSER**

+ RAW DATA + HORSE REPORTS + FREE FRIDAY FACEBOOK TIP



www.pjdata.com.au | admin@pjdata.com.au | www.facebook.com/PJHarnessRacing

RWWA and provider are not responsible for the completeness or accuracy of any of the information contained herein, and makes no representations about its suitability for any purpose.

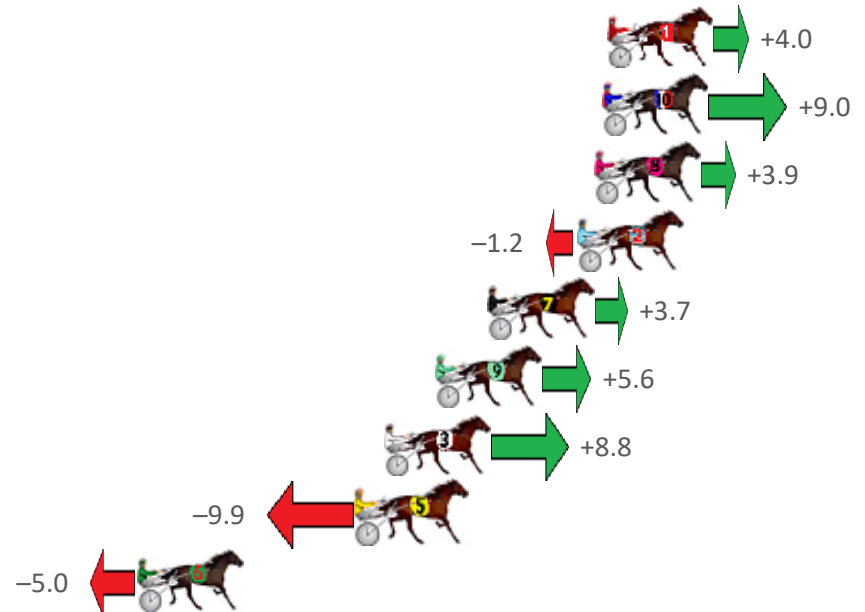
# Northam Race 3 Distance 2190m

Saturday, 30 October 2021

Gross Time: 2:46.60 MileRate: 2:02.40 LeadTime: 45.00s First Qtr: 31.90s Second Qtr: 30.50s Third Qtr: 29.50s Fourth Qtr: 29.70s

No Horse	Plc	Margin	Time	800Time (W)	400 Time (W)
1 RUSINOL	1	0.0m	2:46.60	58.91s (0)	29.38s (0)
10 SLEEK AND SWEET	2	0.2m	2:46.62	58.54s (1)	28.96s (2)
8 KING MEMPHIS	3	0.5m	2:46.64	58.91s (1)	29.28s (1)
2 ROSCOS RESCUE	4	1.2m	2:46.69	59.29s (0)	29.79s (0)
7 MISTER RIGGERS	5	4.7m	2:46.97	58.93s (0)	29.37s (0)
9 STARS OF GOLD	6	6.8m	2:47.13	58.79s (0)	29.20s (0)
3 LAVINJANE	7	8.8m	2:47.28	58.55s (0)	28.99s (0)
5 BATAVIA SHUFFLE	8	9.9m	2:47.37	59.93s (1)	30.28s (1)
6 BATAVIA REACTOR	9	18.6m	2:48.05	59.57s (1)	29.95s (1)

## Finish Position and metres gained from 800m



Sectionals  
Powered by



Home of Australian Harness Sectionals  
**PJ HARNESS ANALYSER**

+ RAW DATA + HORSE REPORTS + FREE FRIDAY FACEBOOK TIP



[www.pjdata.com.au](http://www.pjdata.com.au) | [admin@pjdata.com.au](mailto:admin@pjdata.com.au) | [www.facebook.com/PJHarnessRacing](https://www.facebook.com/PJHarnessRacing)

RWWA and provider are not responsible for the completeness or accuracy of any of the information contained herein, and makes no representations about its suitability for any purpose.

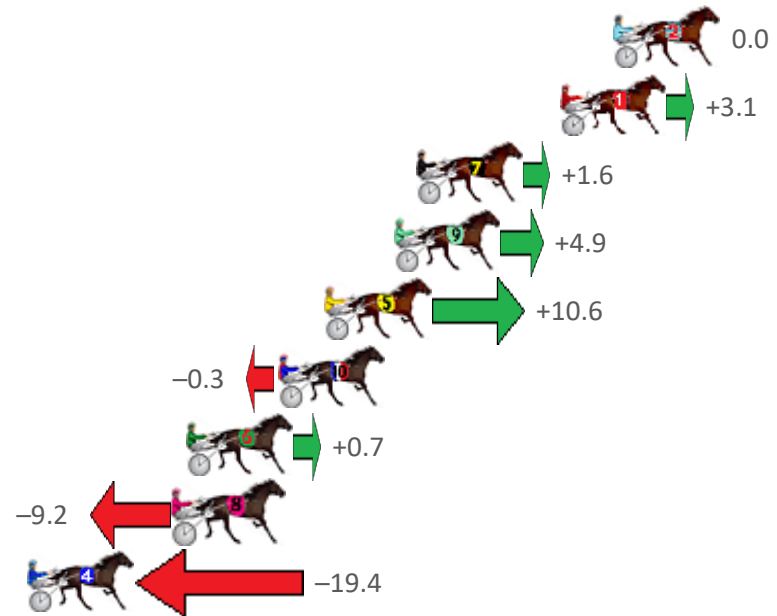
# Northam Race 4 Distance 2190m

Saturday, 30 October 2021

Gross Time: 2:44.00 MileRate: 2:00.50 LeadTime: 45.20s First Qtr: 31.40s Second Qtr: 30.40s Third Qtr: 28.40s Fourth Qtr: 28.60s

No Horse	Plc	Margin	Time	800Time (W)	400 Time (W)
2 BLUE STONE	1	0.0m	2:44.00	57.00s (0)	28.60s (0)
1 DWAYNE	2	2.1m	2:44.16	56.78s (0)	28.42s (0)
7 EXPRESS BEAUTY	3	7.8m	2:44.59	56.89s (0)	28.49s (0)
9 ADDA PARIS	4	8.7m	2:44.65	56.65s (0)	28.22s (0)
5 STAR IN ART	5	11.4m	2:44.86	56.25s (1)	28.61s (2)
10 SECOND AMENDMENT	6	13.3m	2:45.00	57.02s (1)	29.08s (2)
6 BAZZA MAC	7	16.9m	2:45.27	56.95s (1)	28.86s (1)
8 MISS CAMOUFLAGE	8	17.4m	2:45.31	57.65s (1)	29.23s (1)
4 ROYAL ORDER	9	23.2m	2:45.74	58.37s (1)	29.97s (1)

## Finish Position and metres gained from 800m



Sectionals  
Powered by



Home of Australian Harness Sectionals

**PJ HARNESS ANALYSER**

+ RAW DATA + HORSE REPORTS + FREE FRIDAY FACEBOOK TIP



www.pjdata.com.au | admin@pjdata.com.au | www.facebook.com/PJHarnessRacing

RWWA and provider are not responsible for the completeness or accuracy of any of the information contained herein, and makes no representations about its suitability for any purpose.

# Northam Race 5 Distance 2560m

Saturday, 30 October 2021

Gross Time: 3:14.60 MileRate: 2:01.90 LeadTime: 75.60s First Qtr: 30.70s Second Qtr: 29.70s Third Qtr: 28.40s Fourth Qtr: 30.20s

No Horse	Plc	Margin	Time	800Time (W)	400 Time (W)	Finish Position and metres gained from 800m
5 TWOBOP CRACKER	1	0.0m	3:14.60	58.60s (0)	30.20s (0)	0.0
2 AMERICAN VOODOO	2	7.8m	3:15.22	58.80s (0)	30.40s (0)	-2.8
9 AWAITINGINSTRUCTIO	3	7.9m	3:15.22	57.98s (2)	29.49s (2)	+8.5
1 HARD TO FORGET	4	9.7m	3:15.37	58.52s (0)	29.80s (0)	+1.1
7 BREWERY LANE	5	17.3m	3:15.97	58.05s (0)	29.47s (0)	+7.5
4 ACROSS THE WAY	6	20.4m	3:16.21	58.66s (0)	30.08s (0)	-0.8
3 SOHO CASH	7	23.2m	3:16.43	59.24s (1)	30.49s (1)	-8.8
6 TIZA NEW DAY	8	25.3m	3:16.60	58.46s (1)	30.27s (1)	+1.9
11 BILLY MACK	9	30.5m	3:17.01	58.48s (0)	30.09s (0)	+1.7
12 ANOTHER VINNIE	10	46.3m	3:18.26	60.46s (1)	32.17s (3)	-25.5
10 MANOFTHEPEOPLE	11	46.7m	3:18.29	59.96s (2)	31.06s (1)	-18.7



Sectionals  
Powered by



Home of Australian Harness Sectionals

**PJ HARNESS ANALYSER**

+ RAW DATA + HORSE REPORTS + FREE FRIDAY FACEBOOK TIP

[www.pjdata.com.au](http://www.pjdata.com.au) | [admin@pjdata.com.au](mailto:admin@pjdata.com.au) | [www.facebook.com/PJHarnessRacing](https://www.facebook.com/PJHarnessRacing)



RWWA and provider are not responsible for the completeness or accuracy of any of the information contained herein, and makes no representations about its suitability for any purpose.

# Northam Race 6 Distance 2190m

Saturday, 30 October 2021

Gross Time: 2:42.00 MileRate: 1:59.00 LeadTime: 43.80s First Qtr: 30.50s Second Qtr: 30.60s Third Qtr: 28.70s Fourth Qtr: 28.40s

No Horse	Plc	Margin	Time	800Time (W)	400 Time (W)	Finish Position and metres gained from 800m
3 PRADASON	1	0.0m	2:42.00	57.10s (0)	28.40s (0)	0.0
8 BETTOR BE LIVELY	2	1.9m	2:42.14	57.06s (1)	28.22s (1)	+0.5
2 THE RIGHTEOUS	3	12.2m	2:42.91	56.86s (1)	28.70s (2)	+3.4
4 ALY SHAR	4	13.1m	2:42.98	57.23s (1)	28.45s (2)	-1.9
9 CAMLUCK KING	5	13.5m	2:43.01	56.64s (1)	28.04s (1)	+6.5
7 AUSSIE EDITION	6	13.5m	2:43.01	57.42s (0)	28.53s (0)	-4.5
1 KENNYS REVENGE	7	16.9m	2:43.26	57.99s (0)	29.08s (0)	-12.5
6 SOUTHERN BELLE	8	21.8m	2:43.63	56.93s (1)	28.10s (1)	+2.4
10 HASTALAVISTA	9	22.3m	2:43.66	57.75s (0)	28.84s (0)	-9.1
5 ARDENS WINSTAR	10	25.3m	2:43.89	58.41s (1)	29.38s (1)	-18.5



Sectionals  
Powered by



Home of Australian Harness Sectionals  
**PJ HARNESS ANALYSER**

+ RAW DATA + HORSE REPORTS + FREE FRIDAY FACEBOOK TIP



[www.pjdata.com.au](http://www.pjdata.com.au) | [admin@pjdata.com.au](mailto:admin@pjdata.com.au) | [www.facebook.com/PJHarnessRacing](https://www.facebook.com/PJHarnessRacing)

RWWA and provider are not responsible for the completeness or accuracy of any of the information contained herein, and makes no representations about its suitability for any purpose.



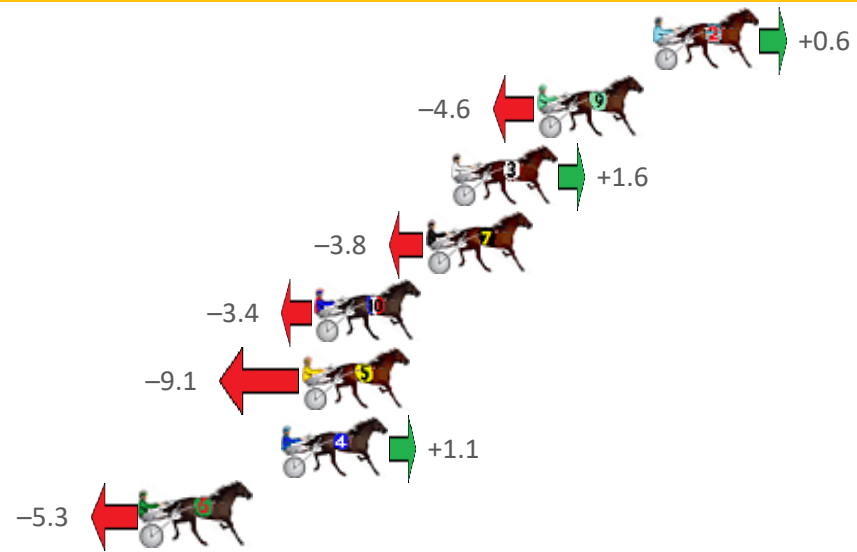
# Northam Race 7 Distance 2190m

Saturday, 30 October 2021

Gross Time: 2:46.60 MileRate: 2:02.40 LeadTime: 45.20s First Qtr: 32.00s Second Qtr: 31.30s Third Qtr: 28.40s Fourth Qtr: 29.70s

No Horse	Plc	Margin	Time	800Time (W)	400 Time (W)
2 HILO TYSON	1	0.0m	2:46.60	58.06s (0)	29.67s (0)
9 THE PARTY BOY	2	4.6m	2:46.96	58.43s (1)	30.04s (1)
3 SPORTS CENTRAL	3	8.0m	2:47.22	57.98s (1)	29.38s (1)
7 HOMECOMING QUEEN	4	9.0m	2:47.30	58.37s (0)	29.97s (1)
10 SEVEN DEMERITS	5	13.4m	2:47.64	58.35s (0)	30.00s (0)
5 HEAVY LOAD	6	13.9m	2:47.68	58.76s (1)	30.30s (2)
4 COUNT MATAI	7	14.7m	2:47.74	58.02s (0)	29.50s (0)
6 RATHER SENTIMENTAL	8	20.3m	2:48.18	58.48s (1)	29.86s (1)

## Finish Position and metres gained from 800m



Sectionals  
Powered by



Home of Australian Harness Sectionals

**PJ HARNESS ANALYSER**

+ RAW DATA + HORSE REPORTS + FREE FRIDAY FACEBOOK TIP












[www.pjdata.com.au](http://www.pjdata.com.au) | [admin@pjdata.com.au](mailto:admin@pjdata.com.au) | [www.facebook.com/PJHarnessRacing](https://www.facebook.com/PJHarnessRacing)

RWWA and provider are not responsible for the completeness or accuracy of any of the information contained herein, and makes no representations about its suitability for any purpose.

# Northam Race 8 Distance 1780m

Saturday, 30 October 2021

Gross Time: 2:14.30 MileRate: 2:01.40 LeadTime: 13.20s First Qtr: 30.50s Second Qtr: 31.30s Third Qtr: 28.90s Fourth Qtr: 30.40s

No Horse	Plc	Margin	Time	800Time (W)	400 Time (W)	Finish Position and metres gained from 800m
2 LILLY LAGUNA	1	0.0m	2:14.30	59.30s (0)	30.40s (0)	 0.0
9 REMARKABLE STAR	2	5.5m	2:14.74	59.63s (1)	30.48s (0)	 -4.5
1 LITTLE AN SASSY	3	12.1m	2:15.26	59.79s (0)	30.15s (0)	 -6.7
3 SISTER ACT	4	19.8m	2:15.88	59.64s (1)	29.72s (3)	 -4.6
7 BATAVIA DREAMER	5	20.5m	2:15.93	60.06s (0)	30.33s (1)	 -10.3
8 SPONTANIA	6	21.9m	2:16.04	59.45s (1)	30.15s (0)	 -2.1
6 MIRACLE MARY	7	26.2m	2:16.38	59.82s (2)	29.86s (2)	 -11.0
4 BATAVIA JANE	8	48.2m	2:18.14	62.09s (1)	31.99s (2)	 -37.8
5 BATHTIME	9	53.9m	2:18.59	62.87s (1)	32.43s (1)	 -48.5



Sectionals  
Powered by



Home of Australian Harness Sectionals  
**PJ HARNESS ANALYSER**

+ RAW DATA + HORSE REPORTS + FREE FRIDAY FACEBOOK TIP

[www.pjdata.com.au](http://www.pjdata.com.au) | [admin@pjdata.com.au](mailto:admin@pjdata.com.au) | [www.facebook.com/PJHarnessRacing](https://www.facebook.com/PJHarnessRacing)



RWWA and provider are not responsible for the completeness or accuracy of any of the information contained herein, and makes no representations about its suitability for any purpose.