










# Albany Race 1 Distance 2265m

Friday, 28 January 2022

Gross Time: 2:52.80 MileRate: 2:02.80 LeadTime: 48.00s First Qtr: 32.00s Second Qtr: 31.10s Third Qtr: 30.30s Fourth Qtr: 31.40s

No Horse	Plc	Margin	Time	800Time (W)	400 Time (W)	Finish Position and metres gained from 800m	
8 PARTY BOY FREDDY	1	0.0m	2:52.80	61.33s (1)	31.06s (1)		+4.8
10 BATAVIA BLACKHOLE	2	0.4m	2:52.83	60.64s (1)	30.31s (2)		+13.8
3 RATHER SENTIMENTAL	3	1.6m	2:52.93	61.78s (1)	31.51s (1)		-1.0
2 SECOND AMENDMENT	4	1.6m	2:52.93	61.82s (0)	31.52s (0)		-1.6
7 SEVEN DEMERITS	5	3.4m	2:53.08	61.12s (0)	30.54s (1)		+7.6
9 ADVANCE STRIKE	6	9.8m	2:53.60	61.72s (1)	31.38s (1)		-0.2
6 JUST A SMILE	7	21.9m	2:54.60	62.15s (0)	31.42s (0)		-5.9
4 LANCE JAMES	8	31.6m	2:55.39	62.51s (1)	32.06s (1)		-10.6
1 YANHAHA NAVAJO	9	51.5m	2:57.03	65.16s (0)	34.25s (0)		-45.1



Sectionals  
Powered  
by



Home of Australian Harness Sectionals

PJ Harness Analyser

Daily Raw Data directly to your inbox



All Victorian Racing added as of 17 January 2022

[www.pjdata.com.au](http://www.pjdata.com.au)

[admin@pjdata.com.au](mailto:admin@pjdata.com.au)

[www.facebook.com/PJHarnessRacing](https://www.facebook.com/PJHarnessRacing)












RWWA and provider are not responsible for the completeness or accuracy of any of the information contained herein, and makes no representations about its suitability for any purpose.

# Albany Race 2 Distance 1832m

Friday, 28 January 2022

Gross Time: 2:16.70 MileRate: 2:00.10 LeadTime: 14.30s First Qtr: 31.40s Second Qtr: 31.20s Third Qtr: 30.10s Fourth Qtr: 29.70s

No Horse	Plc	Margin	Time	800Time (W)	400 Time (W)	Finish Position and metres gained from 800m	
5 YANKEES JEWEL	1	0.0m	2:16.70	58.89s (1)	29.04s (3)		+12.2
3 SWANBOURNE SPUNK	2	2.4m	2:16.89	59.98s (0)	29.88s (0)		-2.4
6 SANFORD LORETTA	3	25.5m	2:18.68	61.34s (0)	31.05s (0)		-20.7
1 NAVAJO STARGAZER	4	28.4m	2:18.91	61.23s (0)	30.65s (1)		-19.2
9 LADY JAMAR	5	32.6m	2:19.24	61.70s (1)	31.31s (1)		-25.6
2 MALONE	6	37.3m	2:19.60	61.04s (0)	30.46s (0)		-16.7
8 ROSA DE ORO	7	38.8m	2:19.72	62.42s (2)	31.93s (2)		-35.2
7 JIMMY JET	8	39.0m	2:19.74	61.67s (0)	31.43s (2)		-25.2
4 TUATINI	9	39.7m	2:19.79	62.54s (1)	32.23s (1)		-36.9



Sectionals  
Powered  
by



Home of Australian Harness Sectionals

PJ Harness Analyser

Daily Raw Data directly to your inbox



All Victorian Racing added as of 17 January 2022

[www.pjdata.com.au](http://www.pjdata.com.au)

[admin@pjdata.com.au](mailto:admin@pjdata.com.au)

[www.facebook.com/PJHarnessRacing](https://www.facebook.com/PJHarnessRacing)












RWWA and provider are not responsible for the completeness or accuracy of any of the information contained herein, and makes no representations about its suitability for any purpose.

# Albany Race 3 Distance 1832m

Friday, 28 January 2022

Gross Time: 2:18.30 MileRate: 2:01.50 LeadTime: 15.80s First Qtr: 31.70s Second Qtr: 31.80s Third Qtr: 29.90s Fourth Qtr: 29.10s

No Horse	Plc	Margin	Time	800Time (W)	400 Time (W)	Finish Position and metres gained from 800m
4 HANNAH MACELLA	1	0.0m	2:18.30	59.00s (0)	29.10s (0)	 0.0
1 AY MILTON	2	6.0m	2:18.76	59.06s (0)	29.09s (0)	-0.8 
5 KOLISI	3	6.8m	2:18.82	58.99s (1)	29.14s (2)	+0.2 
6 SAVE THIS DANCE	4	11.9m	2:19.21	59.68s (1)	29.89s (1)	-9.3 
7 MOVE OVER MISS	5	13.8m	2:19.35	59.31s (0)	29.56s (1)	-4.2 
9 THE BLACK ADDA	6	13.9m	2:19.36	59.01s (0)	29.24s (0)	-0.1 
10 OUTRIDER	7	17.8m	2:19.66	58.90s (0)	29.43s (1)	+1.4 
2 WHITNEY WHITBY	8	29.7m	2:20.57	60.34s (1)	30.24s (2)	-18.3 
8 LADY VALASCA	9	80.6m	2:24.45	63.75s (1)	34.84s (2)	-64.8 



Sectionals  
Powered  
by



Home of Australian Harness Sectionals

PJ Harness Analyser

Daily Raw Data directly to your inbox



All Victorian Racing added as of 17 January 2022

[www.pjdata.com.au](http://www.pjdata.com.au)

[admin@pjdata.com.au](mailto:admin@pjdata.com.au)

[www.facebook.com/PJHarnessRacing](https://www.facebook.com/PJHarnessRacing)













RWWA and provider are not responsible for the completeness or accuracy of any of the information contained herein, and makes no representations about its suitability for any purpose.

# Albany Race 4 Distance 1832m

Friday, 28 January 2022

Gross Time: 2:15.50 MileRate: 1:59.10 LeadTime: 15.50s First Qtr: 29.00s Second Qtr: 33.00s Third Qtr: 28.70s Fourth Qtr: 29.30s

No Horse	Plc	Margin	Time	800Time (W)	400 Time (W)	Finish Position and metres gained from 800m
1 SANFORD TILLY	1	0.0m	2:15.50	57.97s (0)	29.30s (0)	 +0.4
7 SILENT REACTION	2	1.7m	2:15.63	57.79s (0)	29.12s (0)	 +2.9
6 BETTOR CLASS	3	2.5m	2:15.69	57.78s (2)	29.18s (2)	 +3.1
9 KRAFTY	4	4.6m	2:15.85	57.11s (0)	28.62s (2)	 +12.4
10 CAPTAIN CASUAL	5	6.4m	2:15.99	57.68s (2)	29.10s (2)	 +4.4
2 LETS ROCK TONIGHT	6	10.9m	2:16.34	58.09s (1)	29.35s (1)	 -1.3
3 THE FREELANCER	7	17.7m	2:16.86	58.94s (1)	30.15s (1)	 -13.1
4 SHES A HARLEEQUINN	8	18.5m	2:16.92	59.33s (1)	30.56s (1)	 -18.5
5 DECIMAS WHITBY	9	24.0m	2:17.34	59.07s (0)	30.22s (0)	 -14.2
8 KISSED BY A ROSE	10	34.9m	2:18.18	59.48s (1)	30.39s (1)	 -20.5



Sectionals  
Powered  
by



Home of Australian Harness Sectionals

PJ Harness Analyser

Daily Raw Data directly to your inbox



All Victorian Racing added as of 17 January 2022

[www.pjdata.com.au](http://www.pjdata.com.au)

[admin@pjdata.com.au](mailto:admin@pjdata.com.au)

[www.facebook.com/PJHarnessRacing](https://www.facebook.com/PJHarnessRacing)











RWWA and provider are not responsible for the completeness or accuracy of any of the information contained herein, and makes no representations about its suitability for any purpose.

# Albany Race 5 Distance 1832m

Friday, 28 January 2022

Gross Time: 2:16.20 MileRate: 1:59.70 LeadTime: 15.20s First Qtr: 31.20s Second Qtr: 29.80s Third Qtr: 29.50s Fourth Qtr: 30.50s

No Horse	Plc	Margin	Time	800Time (W)	400 Time (W)	Finish Position and metres gained from 800m	
5 STEP IT UP	1	0.0m	2:16.20	59.66s (0)	30.18s (0)		+4.6
1 CAPTAINS COTE	2	2.9m	2:16.43	60.22s (0)	30.72s (0)		-2.9
10 ADDA TARANTELLA	3	2.9m	2:16.43	60.02s (1)	30.55s (1)		-0.3
8 BATAVIA STREAMLINE	4	5.1m	2:16.61	59.62s (0)	30.20s (0)		+5.1
4 ONLY FIVE STARZZZ	5	12.2m	2:17.17	59.91s (1)	30.64s (2)		+1.2
2 ADORE ME SOME MOR	6	13.4m	2:17.27	60.39s (1)	30.83s (1)		-5.2
3 MADDY MADDY	7	15.4m	2:17.43	60.03s (0)	30.65s (0)		-0.4
6 SUMMER MOON	8	74.3m	2:22.13	64.09s (1)	34.72s (1)		-54.9



Sectionals  
Powered  
by



Home of Australian Harness Sectionals

PJ Harness Analyser

Daily Raw Data directly to your inbox



All Victorian Racing added as of 17 January 2022

[www.pjdata.com.au](http://www.pjdata.com.au)

[admin@pjdata.com.au](mailto:admin@pjdata.com.au)

[www.facebook.com/PJHarnessRacing](https://www.facebook.com/PJHarnessRacing)



RWWA and provider are not responsible for the completeness or accuracy of any of the information contained herein, and makes no representations about its suitability for any purpose.

# Albany Race 6 Distance 2265m

Friday, 28 January 2022

Gross Time: 2:47.30

MileRate: 1:58.90











LeadTime: 48.40s

First Qtr: 30.60s

Second Qtr: 30.30s

Third Qtr: 28.90s

Fourth Qtr: 29.10s

No Horse	Plc	Margin	Time	800Time (W)	400 Time (W)	Finish Position and metres gained from 800m	
9 SUGAR STREET	1	0.0m	2:47.30	57.90s (1)	29.06s (1)	 +1.4	
5 TUBBS FARQUHAR	2	8.3m	2:47.93	58.60s (0)	29.70s (0)	 -8.3	
6 SAMEPLACE SAMETIME	3	12.3m	2:48.24	58.57s (0)	29.56s (0)	 -7.9	
8 BOUNTIFUL REACTOR	4	16.0m	2:48.52	58.39s (1)	29.69s (1)	 -5.4	
7 THEJEWELINHEREYE	5	22.9m	2:49.05	58.70s (0)	29.74s (1)	 -9.7	
2 DISCO SPIRIT	6	24.2m	2:49.15	59.28s (1)	30.01s (0)	 -17.8	
10 ALTA CAMINO	7	32.6m	2:49.79	59.07s (0)	30.16s (1)	 -14.8	
3 GOOD TIMES AHEAD	8	42.9m	2:50.58	60.00s (1)	30.81s (2)	 -27.7	
4 TRIPLE BRIE	9	45.5m	2:50.77	59.81s (1)	30.73s (1)	 -25.1	
1 BORN A TIGER	10	51.5m	2:51.23	61.06s (0)	31.67s (0)	 -42.5	



Sectionals  
Powered  
by



Home of Australian Harness Sectionals

PJ Harness Analyser

Daily Raw Data directly to your inbox



All Victorian Racing added as of 17 January 2022

[www.pjdata.com.au](http://www.pjdata.com.au)

[admin@pjdata.com.au](mailto:admin@pjdata.com.au)

[www.facebook.com/PJHarnessRacing](https://www.facebook.com/PJHarnessRacing)













RWWA and provider are not responsible for the completeness or accuracy of any of the information contained herein, and makes no representations about its suitability for any purpose.

# Albany Race 7 Distance 2247m

Friday, 28 January 2022

Gross Time: 2:55.00 MileRate: 2:02.10 LeadTime: 51.20s First Qtr: 31.80s Second Qtr: 30.70s Third Qtr: 30.30s Fourth Qtr: 31.00s

No Horse	Plc	Margin	Time	800Time (W)	400 Time (W)	Finish Position and metres gained from 800m
10 THOMSON BAY	1	0.0m	2:55.00	60.19s (1)	30.51s (2)	 +14.0
9 THE PARTY BOY	2	2.3m	2:55.19	61.02s (1)	31.07s (1)	 +3.7
1 EL JESSIE	3	3.7m	2:55.30	61.26s (0)	30.93s (0)	 +0.5
2 HOW GOUDA SHE	4	5.4m	2:55.44	61.71s (0)	31.42s (0)	 -5.4
8 CAMLUCK KING	5	9.9m	2:55.80	61.26s (1)	31.69s (2)	 +0.5
6 SOHO CASH	6	10.5m	2:55.85	61.46s (0)	31.04s (1)	 -2.1
4 ROMA ROSA	7	11.2m	2:55.91	61.18s (0)	30.89s (0)	 +1.6
5 SPORTS CENTRAL	8	15.4m	2:56.25	61.15s (0)	30.80s (0)	 +2.0
3 BATAVIA SHUFFLE	9	17.1m	2:56.39	62.48s (1)	31.89s (1)	 -15.5
7 OUR SURROGATE	10	18.5m	2:56.50	61.25s (1)	31.25s (1)	 +0.7



Sectionals  
Powered  
by



Home of Australian Harness Sectionals

PJ Harness Analyser

Daily Raw Data directly to your inbox



All Victorian Racing added as of 17 January 2022

[www.pjdata.com.au](http://www.pjdata.com.au)

[admin@pjdata.com.au](mailto:admin@pjdata.com.au)

[www.facebook.com/PJHarnessRacing](https://www.facebook.com/PJHarnessRacing)













RWWA and provider are not responsible for the completeness or accuracy of any of the information contained herein, and makes no representations about its suitability for any purpose.

# Albany Race 8 Distance 2265m

Friday, 28 January 2022

Gross Time: 2:57.10 MileRate: 2:05.80 LeadTime: 50.60s First Qtr: 33.00s Second Qtr: 32.50s Third Qtr: 29.80s Fourth Qtr: 31.20s

No Horse	Plc	Margin	Time	800Time (W)	400 Time (W)	Finish Position and metres gained from 800m
4 ROCKY AFFAIR	1	0.0m	2:57.10	61.00s (0)	31.20s (0)	 0.0
10 IMMACHULATE	2	0.2m	2:57.12	59.98s (0)	30.47s (0)	 +13.4
8 NAVAJO TRAILBLAZER	3	0.4m	2:57.13	60.92s (1)	31.11s (1)	 +1.0
7 BATHTIME	4	0.8m	2:57.17	60.41s (0)	30.78s (1)	 +7.8
1 BATAVIA DREAMER	5	2.2m	2:57.28	60.83s (0)	31.01s (0)	 +2.2
9 PEEPING TOM	6	4.3m	2:57.45	60.54s (1)	30.57s (1)	 +6.1
5 GRACEFUL ATTACK	7	13.0m	2:58.16	60.83s (1)	30.61s (1)	 +2.2
6 ZALIAS CHAMPION	8	19.8m	2:58.71	61.03s (0)	31.15s (0)	 -0.4
2 KAMENDABLE GALAXY	9	34.0m	2:59.87	63.12s (1)	32.46s (2)	 -28.0
3 THINGS CHANGE	10	155.5m	3:09.78	70.74s (0)	37.83s (0)	 -128.



Sectionals  
Powered  
by



Home of Australian Harness Sectionals

PJ Harness Analyser

Daily Raw Data directly to your inbox



All Victorian Racing added as of 17 January 2022

[www.pjdata.com.au](http://www.pjdata.com.au)

[admin@pjdata.com.au](mailto:admin@pjdata.com.au)

[www.facebook.com/PJHarnessRacing](https://www.facebook.com/PJHarnessRacing)



RWWA and provider are not responsible for the completeness or accuracy of any of the information contained herein, and makes no representations about its suitability for any purpose.