











Gloucester Park Race 1 Distance 2536m

Tuesday, 5 April 2022

Gross Time: 3:07.50 MileRate: 1:59.00 LeadTime: 69.50s First Qtr: 31.50s Second Qtr: 29.90s Third Qtr: 28.30s Fourth Qtr: 28.30s

| No Horse | Plc | Margin | Time | 800Time (W) | 400 Time (W) | Finish Position and metres gained from 800m |
|-----------------------|-----|--------|---------|-------------|--------------|---|
| 9 ARMED REACTOR | 1 | 0.0m | 3:07.50 | 56.60s (0) | 28.30s (0) |  0.0 |
| 7 ROCKNROLL WHITBY | 2 | 21.8m | 3:09.12 | 57.86s (1) | 29.20s (0) |  -16.7 |
| 6 TRULEYLUCKY | 3 | 23.5m | 3:09.25 | 57.37s (1) | 28.81s (1) |  -9.5 |
| 4 ALLTHEWAYTOROYALT | 4 | 26.2m | 3:09.45 | 58.25s (0) | 29.89s (0) |  -21.9 |
| 10 HERE COMES SHARKIE | 5 | 33.4m | 3:09.98 | 58.18s (0) | 29.36s (0) |  -20.6 |
| 11 HUNTAWAY MACH | 6 | 33.9m | 3:10.02 | 57.90s (0) | 29.26s (1) |  -16.5 |
| 3 THE SITUATION | 7 | 34.8m | 3:10.09 | 57.67s (0) | 29.05s (1) |  -13.2 |
| 2 NUCLEAR POKER | 8 | 35.6m | 3:10.15 | 58.57s (1) | 29.99s (1) |  -25.9 |
| 1 AMERICAN ROCK | 9 | 45.7m | 3:10.90 | 59.42s (0) | 30.64s (0) |  -37.4 |
| 5 OH WHAT A COUNTRY | 10 | 47.0m | 3:10.99 | 58.79s (1) | 29.95s (2) |  -28.5 |



Sectionals
Powered
by



Home of PJ Harness Analyser

Want to know how successful PJ Harness Analyser is?
Click here for regular updates

www.pjdata.com.au admin@pjdata.com.au www.facebook.com/PJHarnessRacing













RWWA and provider are not responsible for the completeness or accuracy of any of the information contained herein, and makes no representations about its suitability for any purpose.

Gloucester Park Race 2 Distance 2536m

Tuesday, 5 April 2022

Gross Time: 3:07.00 MileRate: 1:58.70 LeadTime: 69.50s First Qtr: 30.80s Second Qtr: 29.60s Third Qtr: 27.90s Fourth Qtr: 29.20s

| No Horse | Plc | Margin | Time | 800Time (W) | 400 Time (W) | Finish Position and metres gained from 800m |
|-------------------------|-----|--------|---------|-------------|--------------|---|
| 4 BE ROCK HARD | 1 | 0.0m | 3:07.00 | 57.10s (0) | 29.20s (0) |  0.0 |
| 3 ALL THE BELLS | 2 | 3.0m | 3:07.23 | 57.03s (0) | 29.13s (0) |  +1.3 |
| 7 DOCTOR STEVE | 3 | 7.9m | 3:07.61 | 56.99s (1) | 29.32s (2) |  +2.5 |
| 2 THE BATMOBILE | 4 | 11.7m | 3:07.90 | 57.34s (0) | 29.38s (0) |  -2.2 |
| 10 THE LIGHTNING STRIKE | 5 | 12.3m | 3:07.94 | 57.02s (0) | 28.94s (0) |  +2.4 |
| 6 JILLIBY JAKE | 6 | 13.6m | 3:08.04 | 57.72s (1) | 29.72s (1) |  -7.5 |
| 9 STAR ARMBRO | 7 | 14.6m | 3:08.12 | 57.22s (1) | 29.04s (1) |  -0.2 |
| 11 CAVALRY CALL | 8 | 17.9m | 3:08.37 | 57.17s (0) | 29.05s (0) |  +0.9 |
| 5 SIDSTREPO | 9 | 18.0m | 3:08.38 | 58.34s (1) | 30.34s (1) |  -16.0 |
| 8 LIBBA RACY | 10 | 39.7m | 3:10.04 | 58.54s (0) | 30.52s (1) |  -16.6 |



Sectionals
Powered
by



Home of PJ Harness Analyser

Want to know how successful PJ Harness Analyser is?
Click here for regular updates











www.pjdata.com.au admin@pjdata.com.au www.facebook.com/PJHarnessRacing



Gloucester Park Race 3 Distance 2130m

Tuesday, 5 April 2022

Gross Time: 2:35.00 MileRate: 1:57.10 LeadTime: 38.60s First Qtr: 30.50s Second Qtr: 29.60s Third Qtr: 27.90s Fourth Qtr: 28.40s

| No Horse | Plc | Margin | Time | 800Time (W) | 400 Time (W) | Finish Position and metres gained from 800m |
|--------------------|-----|--------|---------|-------------|--------------|---|
| 10 AREU TALKIN | 1 | 0.0m | 2:35.00 | 55.96s (0) | 28.12s (0) |  +4.9 |
| 11 BEYOND BLING | 2 | 0.8m | 2:35.06 | 55.66s (0) | 27.64s (0) |  +9.3 |
| 1 HILLVIEW BONDI | 3 | 1.3m | 2:35.10 | 56.40s (0) | 28.50s (0) | -1.3  |
| 4 VALHALLA MISS | 4 | 15.2m | 2:36.13 | 56.45s (0) | 28.45s (0) | -1.1  |
| 6 NAME IN LIGHTS | 5 | 15.8m | 2:36.18 | 56.26s (0) | 28.22s (0) | +1.8  |
| 8 EYE BETTER | 6 | 18.9m | 2:36.41 | 56.21s (0) | 28.01s (0) | +2.7  |
| 7 RONA MAY | 7 | 23.9m | 2:36.78 | 57.10s (1) | 28.98s (2) | -15.4  |
| 3 GOV STARZZZ | 8 | 25.2m | 2:36.88 | 57.50s (1) | 29.28s (1) | -20.4  |
| 2 EL CHEMA | 9 | 25.9m | 2:36.93 | 57.85s (1) | 30.05s (1) | -9.2  |
| 9 EL PASO DE MARKO | 10 | 28.0m | 2:37.09 | 57.09s (1) | 28.59s (1) | -15.4  |



Sectionals
Powered
by



Home of PJ Harness Analyser

Want to know how successful PJ Harness Analyser is?
Click here for regular updates









www.pjdata.com.au admin@pjdata.com.au www.facebook.com/PJHarnessRacing



Gloucester Park Race 4 Distance 2130m

Tuesday, 5 April 2022

Gross Time: 2:35.30 MileRate: 1:57.30 LeadTime: 37.00s First Qtr: 32.00s Second Qtr: 29.80s Third Qtr: 28.30s Fourth Qtr: 28.20s

| No Horse | Plc | Margin | Time | 800Time (W) | 400 Time (W) | Finish Position and metres gained from 800m |
|--------------------|-----|--------|---------|-------------|--------------|---|
| 5 ROLL UP | 1 | 0.0m | 2:35.30 | 56.50s (0) | 28.20s (0) |  0.0 |
| 2 ZAZU | 2 | 6.5m | 2:35.78 | 56.70s (0) | 28.40s (0) | -2.5  |
| 3 MARQUISARD | 3 | 8.5m | 2:35.93 | 56.55s (0) | 28.23s (0) | -0.2  |
| 8 OUR STAR WATCH | 3 | 8.5m | 2:35.93 | 56.61s (1) | 28.37s (2) | -1.1  |
| 6 BURNING RUBBER | 5 | 11.9m | 2:36.18 | 56.22s (0) | 28.10s (0) | +4.6  |
| 10 BEE SEVENTEEN | 6 | 17.0m | 2:36.56 | 56.90s (0) | 28.78s (1) | -4.8  |
| 4 MISTER ARDEE | 7 | 25.0m | 2:37.15 | 58.11s (1) | 29.69s (1) | -21.6  |
| 7 ALL THE WHISPERS | 8 | 28.5m | 2:37.41 | 57.07s (0) | 28.93s (0) | -6.6  |



Sectionals
Powered
by



Home of PJ Harness Analyser
 Want to know how successful PJ Harness Analyser is?
 Click here for regular updates

www.pjdata.com.au admin@pjdata.com.au www.facebook.com/PJHarnessRacing









RWWA and provider are not responsible for the completeness or accuracy of any of the information contained herein, and makes no representations about its suitability for any purpose.

Gloucester Park Race 5 Distance 1730m

Tuesday, 5 April 2022

Gross Time: 2:03.60 MileRate: 1:55.00 LeadTime: 7.80s First Qtr: 30.20s Second Qtr: 30.30s Third Qtr: 27.80s Fourth Qtr: 27.50s

| No Horse | Plc | Margin | Time | 800Time (W) | 400 Time (W) | Finish Position and metres gained from 800m |
|------------------|-----|--------|---------|-------------|--------------|--|
| 1 MIGHTY RONALDO | 1 | 0.0m | 2:03.60 | 55.30s (0) | 27.50s (0) |  0.0 |
| 2 CHANCE ECLIPSE | 2 | 6.4m | 2:04.06 | 55.46s (0) | 27.68s (0) | -2.0  |
| 4 GIVE US A WAVE | 3 | 7.1m | 2:04.11 | 55.23s (0) | 27.47s (0) |  +1.3 |
| 6 PELIGROSO | 4 | 19.0m | 2:04.97 | 55.79s (0) | 28.03s (1) | -6.3  |
| 5 SOUND WAVE | 5 | 21.7m | 2:05.17 | 56.69s (2) | 28.65s (2) | -19.0  |
| 3 REGAL AURA | 6 | 30.4m | 2:05.80 | 57.32s (1) | 29.22s (1) | -27.8  |



Sectionals
Powered
by



Home of PJ Harness Analyser

Want to know how successful PJ Harness Analyser is?
Click here for regular updates

www.pjdata.com.au admin@pjdata.com.au www.facebook.com/PJHarnessRacing



RWWA and provider are not responsible for the completeness or accuracy of any of the information contained herein, and makes no representations about its suitability for any purpose.

Gloucester Park Race 6 Distance 1730m

Tuesday, 5 April 2022

Gross Time: 2:01.90 MileRate: 1:53.40 LeadTime: 7.90s First Qtr: 28.70s Second Qtr: 28.40s Third Qtr: 27.60s Fourth Qtr: 29.30s

| No Horse | Plc | Margin | Time | 800Time (W) | 400 Time (W) | Finish Position and metres gained from 800m |
|---------------------|-----|--------|---------|-------------|--------------|---|
| 5 NEVERMINDTHECHAOS | 1 | 0.0m | 2:01.90 | 56.84s (1) | 29.30s (1) | +0.9 |
| 3 BETTORS DESTROYA | 2 | 0.8m | 2:01.96 | 56.50s (1) | 28.88s (1) | +5.9 |
| 4 AMERICAN ARMA | 3 | 1.2m | 2:01.99 | 56.09s (0) | 28.63s (1) | +11.9 |
| 1 MISS BOUDICA | 4 | 7.1m | 2:02.45 | 57.45s (0) | 29.71s (0) | -7.1 |
| 2 LADY JADORE | 5 | 7.1m | 2:02.45 | 57.03s (0) | 29.13s (0) | -1.0 |
| 6 BELLE LIVIA STAR | 6 | 22.5m | 2:03.63 | 57.37s (0) | 29.17s (0) | -4.1 |



Sectionals
Powered
by



Home of PJ Harness Analyser

Want to know how successful PJ Harness Analyser is?
Click here for regular updates










www.pjdata.com.au admin@pjdata.com.au www.facebook.com/PJHarnessRacing



Gloucester Park Race 7 Distance 2130m

Tuesday, 5 April 2022

Gross Time: 2:34.70 MileRate: 1:56.90 LeadTime: 36.30s First Qtr: 29.30s Second Qtr: 30.20s Third Qtr: 29.00s Fourth Qtr: 29.90s

| No Horse | Plc | Margin | Time | 800Time (W) | 400 Time (W) | Finish Position and metres gained from 800m |
|---------------------|-----|--------|---------|-------------|--------------|---|
| 5 PAROQUET | 1 | 0.0m | 2:34.70 | 58.90s (0) | 29.90s (0) |  0.0 |
| 7 WAIT FOR THE BELL | 2 | 3.0m | 2:34.93 | 58.93s (1) | 29.87s (1) | -0.2  |
| 9 PIVOTAL | 3 | 18.5m | 2:36.15 | 58.87s (1) | 29.37s (1) | +2.0  |
| 1 THE BANDS PLAYING | 4 | 19.2m | 2:36.20 | 59.74s (0) | 30.34s (0) | -10.0  |
| 3 BEALAWYER | 5 | 26.5m | 2:36.78 | 60.66s (0) | 31.26s (0) | -22.1  |
| 6 DWAYNE | 6 | 30.2m | 2:37.07 | 59.85s (0) | 30.35s (0) | -10.5  |
| 4 MAKAILA | 7 | 34.0m | 2:37.36 | 60.52s (0) | 31.00s (0) | -19.6  |
| 8 FUNKY OLE MEDINA | 8 | 35.6m | 2:37.49 | 60.53s (1) | 31.04s (2) | -19.5  |
| 2 BOSTON ROB | 9 | 56.7m | 2:39.14 | 62.70s (1) | 32.80s (1) | -47.8  |



Sectionals
Powered
by



Home of PJ Harness Analyser

Want to know how successful PJ Harness Analyser is?
Click here for regular updates









www.pjdata.com.au admin@pjdata.com.au www.facebook.com/PJHarnessRacing



Gloucester Park Race 8 Distance 1730m

Tuesday, 5 April 2022

Gross Time: 2:03.50 MileRate: 1:54.90 LeadTime: 7.70s First Qtr: 29.20s Second Qtr: 29.70s Third Qtr: 28.80s Fourth Qtr: 28.10s

| No Horse | Plc | Margin | Time | 800Time (W) | 400 Time (W) | Finish Position and metres gained from 800m |
|----------------------|-----|--------|---------|-------------|--------------|---|
| 2 LITTLE DARLING | 1 | 0.0m | 2:03.50 | 56.90s (0) | 28.10s (0) |  0.0 |
| 8 MISTER MONTBLANC | 2 | 7.3m | 2:04.04 | 56.82s (2) | 28.15s (3) |  +1.4 |
| 5 PRECOCIOUS LADY | 3 | 18.6m | 2:04.87 | 57.87s (1) | 28.79s (2) |  -13.0 |
| 7 IDOLISED | 4 | 23.6m | 2:05.24 | 58.34s (2) | 29.48s (1) |  -19.4 |
| 3 ROLLINDOWNTHERIVER | 5 | 43.1m | 2:06.68 | 59.46s (0) | 30.44s (1) |  -35 |
| 6 ME FLASH | 6 | 45.0m | 2:06.82 | 60.12s (1) | 31.08s (0) |  -44 |
| 1 SUNPATRA | 7 | 46.6m | 2:06.94 | 60.02s (0) | 30.82s (0) |  -42.1 |
| 4 DUSTYROADS | 8 | 47.8m | 2:07.03 | 59.53s (0) | 30.01s (0) |  -35.2 |



Sectionals
Powered
by



Home of PJ Harness Analyser

Want to know how successful PJ Harness Analyser is?
Click here for regular updates







www.pjdata.com.au admin@pjdata.com.au www.facebook.com/PJHarnessRacing



Gloucester Park Race 9 Distance 2096m

Tuesday, 5 April 2022

Gross Time: 2:41.50 MileRate: 2:02.90 LeadTime: 40.60s First Qtr: 30.50s Second Qtr: 30.60s Third Qtr: 30.10s Fourth Qtr: 29.70s

| No Horse | Plc | Margin | Time | 800Time (W) | 400 Time (W) | Finish Position and metres gained from 800m |
|-------------------|-----|--------|---------|-------------|--------------|---|
| 5 TRICKY RIC | 1 | 0.0m | 2:41.50 | 59.08s (0) | 29.36s (0) |  +9.6 |
| 1 CHUMANI | 2 | 3.1m | 2:41.74 | 60.04s (0) | 29.94s (0) |  -3.1 |
| 7 MORTICIAN | 3 | 24.8m | 2:43.43 | 60.35s (0) | 30.11s (0) |  |
| 6 ON FAST FORWARD | 4 | 25.8m | 2:43.51 | 60.77s (0) | 30.59s (0) |  -11.9 |
| 3 SHANHILL | 5 | 27.3m | 2:43.62 | 61.54s (0) | 31.08s (0) |  -22.2 |
| 4 ELISH STAR | 6 | 227.8m | 2:59.23 | 67.90s (0) | 36.14s (0) |  -100 |



Sectionals
Powered
by



Home of PJ Harness Analyser

Want to know how successful PJ Harness Analyser is?
Click here for regular updates

www.pjdata.com.au admin@pjdata.com.au www.facebook.com/PJHarnessRacing

