











# Narrogin Race 1 Distance 2242m

Saturday, 9 April 2022

Gross Time: 2:50.90 MileRate: 2:02.70 LeadTime: 50.00s First Qtr: 32.50s Second Qtr: 30.60s Third Qtr: 28.70s Fourth Qtr: 29.10s

No Horse	Plc	Margin	Time	800Time (W)	400 Time (W)	Finish Position and metres gained from 800m	
8 LINEBACKER	1	0.0m	2:50.90	57.18s (1)	29.10s (0)		+8.6
3 CYBER STORM	2	42.0m	2:54.11	60.49s (0)	31.28s (0)		-38
6 UNEARTHED	3	44.8m	2:54.32	60.70s (1)	31.70s (2)		-41
2 WHERESTHETOWROPE	4	47.0m	2:54.49	61.18s (0)	32.04s (0)		-47
4 BATHTIME	5	47.5m	2:54.53	59.88s (0)	30.64s (2)		-28.9
1 MANGO TANGO	6	48.5m	2:54.60	60.61s (0)	31.35s (0)		-40
7 SANFORD LORETTA	7	49.4m	2:54.67	60.34s (0)	31.05s (0)		-35.4
5 NAVAJO STARGAZER	8	53.8m	2:55.01	61.65s (1)	32.27s (1)		-53.6
9 GALACTIC LIONESS	9	68.9m	2:56.16	61.76s (1)	32.48s (1)		-55.1
10 WISE SAGE	10	158.3m	3:02.99	67.84s (1)	36.21s (0)		-139.



Sectionals  
Powered  
by



Home of PJ Harness Analyser

Want to know how successful PJ Harness Analyser is?  
Click here for regular updates

[www.pjdata.com.au](http://www.pjdata.com.au) [admin@pjdata.com.au](mailto:admin@pjdata.com.au) [www.facebook.com/PJHarnessRacing](https://www.facebook.com/PJHarnessRacing)











RWWA and provider are not responsible for the completeness or accuracy of any of the information contained herein, and makes no representations about its suitability for any purpose.

# Narrogin Race 2 Distance 2242m

Saturday, 9 April 2022

Gross Time: 2:48.90 MileRate: 2:01.20 LeadTime: 47.80s First Qtr: 31.90s Second Qtr: 30.40s Third Qtr: 29.20s Fourth Qtr: 29.60s

No Horse	Plc	Margin	Time	800Time (W)	400 Time (W)	Finish Position and metres gained from 800m
8 AREU TALKIN	1	0.0m	2:48.90	58.14s (1)	28.88s (2)	 +9.0
3 MARY JOE	2	6.0m	2:49.37	59.24s (0)	30.04s (0)	-6.0 
5 ABSOLUTE DELIGHT	3	11.9m	2:49.82	58.70s (1)	29.34s (1)	+1.3 
1 CAPTAINS COTE	4	12.5m	2:49.87	59.39s (0)	30.08s (0)	-8.1 
4 FLEUR DU MAQUIS	5	13.9m	2:49.98	59.79s (1)	30.48s (1)	-13.5 
7 RONA MAY	6	16.1m	2:50.15	59.33s (0)	30.03s (0)	-7.3 
6 TRIPLE BRIE	7	25.4m	2:50.87	59.68s (0)	30.31s (0)	-20.0 
2 SANFORD TILLY	8	35.0m	2:51.62	61.02s (1)	31.57s (1)	-30.4 



Sectionals  
Powered  
by



Home of PJ Harness Analyser

Want to know how successful PJ Harness Analyser is?  
Click here for regular updates

[www.pjdata.com.au](http://www.pjdata.com.au) [admin@pjdata.com.au](mailto:admin@pjdata.com.au) [www.facebook.com/PJHarnessRacing](https://www.facebook.com/PJHarnessRacing)












RWWA and provider are not responsible for the completeness or accuracy of any of the information contained herein, and makes no representations about its suitability for any purpose.

# Narrogin Race 3 Distance 2242m

Saturday, 9 April 2022

Gross Time: 2:49.10 MileRate: 2:01.40 LeadTime: 46.20s First Qtr: 33.00s Second Qtr: 30.50s Third Qtr: 28.90s Fourth Qtr: 30.50s

No Horse	Plc	Margin	Time	800Time (W)	400 Time (W)	Finish Position and metres gained from 800m
8 BELLEZZA NERA	1	0.0m	2:49.10	59.40s (0)	30.50s (0)	 0.0
5 LOVE AND KISSES	2	2.3m	2:49.28	58.45s (1)	29.48s (2)	 +12.9
4 COHLIN	3	7.2m	2:49.67	58.53s (0)	29.54s (1)	 +11.8
9 BE ROCK HARD	3	7.2m	2:49.67	59.46s (1)	30.82s (1)	 -0.8
2 ONLY FIVE STARZZZ	5	8.1m	2:49.75	59.67s (0)	30.77s (0)	 -3.7
10 MOONLIGHTSSHADOW	6	10.4m	2:49.93	59.36s (1)	30.52s (2)	 +0.6
7 SNORKEL	7	11.8m	2:50.04	59.27s (0)	30.08s (0)	 +1.8
1 DECIMAS WHITBY	8	17.7m	2:50.51	60.06s (0)	30.87s (0)	 -8.9
3 ADMIRAL DARCY	9	64.7m	2:54.26	64.00s (1)	34.48s (1)	 -62.3



Sectionals  
Powered  
by



Home of PJ Harness Analyser

Want to know how successful PJ Harness Analyser is?  
Click here for regular updates

[www.pjdata.com.au](http://www.pjdata.com.au) [admin@pjdata.com.au](mailto:admin@pjdata.com.au) [www.facebook.com/PJHarnessRacing](https://www.facebook.com/PJHarnessRacing)



RWWA and provider are not responsible for the completeness or accuracy of any of the information contained herein, and makes no representations about its suitability for any purpose.

# Narrogin Race 4 Distance 2242m

Saturday, 9 April 2022

Gross Time: 2:50.20

MileRate: 2:02.20











LeadTime: 48.00s

First Qtr: 33.60s

Second Qtr: 30.50s

Third Qtr: 28.50s

Fourth Qtr: 29.60s

No Horse	Plc	Margin	Time	800Time (W)	400 Time (W)	Finish Position and metres gained from 800m
1 BETTOR MOVE ALONG	1	0.0m	2:50.20	58.10s (0)	29.60s (0)	 0.0
3 LETS ROCK TONIGHT	2	0.5m	2:50.24	57.82s (1)	29.24s (1)	 +3.9
9 WAIT FOR THE BELL	3	8.2m	2:50.84	58.68s (1)	30.16s (1)	 -8.0
7 MARCOTTI	4	11.8m	2:51.12	58.65s (0)	30.13s (0)	 -7.6
8 YANKEES JEWEL	5	12.8m	2:51.19	58.42s (0)	29.85s (0)	 -4.4
10 SHES A HARLEEQUINN	6	16.7m	2:51.50	58.38s (0)	29.81s (0)	 -3.9
5 HES THUNDER	7	17.5m	2:51.56	58.44s (1)	29.75s (1)	 -4.7
2 BATAVIA STORM	8	17.8m	2:51.58	58.78s (1)	30.14s (1)	 -9.4
4 BATAVIA PLAYBOY	9	28.1m	2:52.38	58.86s (0)	29.96s (0)	 -10.5
6 KOLISI	10	28.4m	2:52.40	58.89s (1)	30.06s (1)	 -11.0



Sectionals  
Powered  
by



Home of PJ Harness Analyser

Want to know how successful PJ Harness Analyser is?

Click here for regular updates

[www.pjdata.com.au](http://www.pjdata.com.au)

[admin@pjdata.com.au](mailto:admin@pjdata.com.au)

[www.facebook.com/PJHarnessRacing](https://www.facebook.com/PJHarnessRacing)



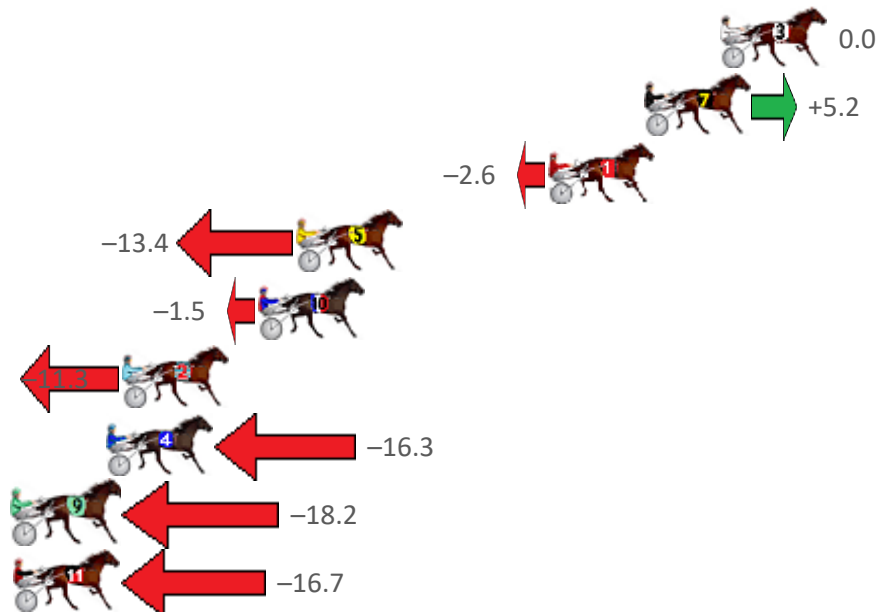
RWWA and provider are not responsible for the completeness or accuracy of any of the information contained herein, and makes no representations about its suitability for any purpose.

# Narrogin Race 5 Distance 2662m

Saturday, 9 April 2022

Gross Time: 3:19.10 MileRate: 2:00.40 LeadTime: 79.80s First Qtr: 32.40s Second Qtr: 30.30s Third Qtr: 28.70s Fourth Qtr: 27.90s

No Horse	Plc	Margin	Time	800Time (W)	400 Time (W)	Finish Position and metres gained from 800m
3 VULTAN TIN	1	0.0m	3:19.10	56.60s (0)	27.90s (0)	0.0
7 PINNY TIGER	2	3.0m	3:19.32	56.23s (0)	27.55s (1)	+5.2
1 WOODLEA RAGNAR	3	6.8m	3:19.60	56.78s (0)	28.08s (0)	-2.6
5 FANCI A DANCE	4	16.8m	3:20.33	57.54s (1)	28.80s (1)	-13.4
10 DOUBLE UP	5	18.3m	3:20.44	56.71s (1)	27.87s (1)	-1.5
2 DESIDERIO	6	23.7m	3:20.84	57.40s (0)	28.71s (0)	-13.3
4 CORDERO	7	24.3m	3:20.88	57.75s (1)	28.91s (2)	-16.3
9 BABYFACE ADDA	8	30.6m	3:21.34	57.88s (1)	29.01s (2)	-18.2
11 HIGHLY FLAMMABLE	9	33.5m	3:21.56	57.77s (0)	28.92s (0)	-16.7



Sectionals  
Powered  
by



Home of PJ Harness Analyser

Want to know how successful PJ Harness Analyser is?  
Click here for regular updates

[www.pjdata.com.au](http://www.pjdata.com.au) [admin@pjdata.com.au](mailto:admin@pjdata.com.au) [www.facebook.com/PJHarnessRacing](https://www.facebook.com/PJHarnessRacing)










RWWA and provider are not responsible for the completeness or accuracy of any of the information contained herein, and makes no representations about its suitability for any purpose.

# Narrogin Race 6 Distance 2242m

Saturday, 9 April 2022

Gross Time: 2:49.10 MileRate: 2:01.40 LeadTime: 48.60s First Qtr: 31.90s Second Qtr: 29.50s Third Qtr: 29.50s Fourth Qtr: 29.60s

No Horse	Plc	Margin	Time	800Time (W)	400 Time (W)	Finish Position and metres gained from 800m
7 BOORAA	1	0.0m	2:49.10	59.00s (1)	29.56s (1)	 +1.4
2 STORMYSKYES	2	2.0m	2:49.26	59.25s (0)	29.75s (0)	 -2.0
5 MARIE LONG	3	4.5m	2:49.45	58.99s (1)	29.36s (1)	 +1.5
6 SUNDANCER RAINBOW	4	13.3m	2:50.13	58.90s (0)	29.15s (1)	 +2.7
4 TOTO PICASSO	5	14.2m	2:50.20	59.31s (0)	29.59s (1)	 -2.8
1 KENNYS REVENGE	6	22.1m	2:50.81	60.25s (0)	30.34s (0)	 -15.7
3 ARDENS WINSTAR	7	87.0m	2:55.85	64.61s (1)	34.16s (1)	 -75.0



Sectionals  
Powered  
by



Home of PJ Harness Analyser

Want to know how successful PJ Harness Analyser is?  
Click here for regular updates

[www.pjdata.com.au](http://www.pjdata.com.au) [admin@pjdata.com.au](mailto:admin@pjdata.com.au) [www.facebook.com/PJHarnessRacing](https://www.facebook.com/PJHarnessRacing)



RWWA and provider are not responsible for the completeness or accuracy of any of the information contained herein, and makes no representations about its suitability for any purpose.

# Narrogin Race 7 Distance 2242m

Saturday, 9 April 2022

Gross Time: 2:53.10

MileRate: 2:04.20











LeadTime: 49.90s

First Qtr: 33.00s

Second Qtr: 30.00s

Third Qtr: 29.80s

Fourth Qtr: 30.40s

No Horse	Plc	Margin	Time	800Time (W)	400 Time (W)	Finish Position and metres gained from 800m	
1 TWENTYNINE TWELVE	1	0.0m	2:53.10	60.19s (0)	30.40s (0)		+0.2
3 FORTUNATE ADDA	2	1.4m	2:53.21	59.68s (1)	29.66s (1)		+7.0
7 BAILEY MAJOR	3	6.7m	2:53.63	60.39s (0)	30.48s (0)		-2.5
4 SALIGO BAY	4	9.6m	2:53.86	60.92s (1)	31.02s (1)		-9.6
2 CARUBA	5	11.0m	2:53.98	60.71s (1)	30.76s (1)		-6.8
10 ELSU YOU	6	27.9m	2:55.32	61.34s (0)	31.27s (1)		-15.3
5 FOVEAUX MAJOR	7	31.1m	2:55.57	60.91s (0)	30.86s (0)		-9.5
8 WHITNEY WHITBY	8	31.5m	2:55.61	61.94s (0)	31.80s (0)		-23.3
6 JUST A SMILE	9	35.6m	2:55.93	61.58s (0)	31.43s (1)		-18.4
9 FRANCO HAMMOND	10	44.1m	2:56.61	62.36s (1)	31.87s (2)		-28.9



Sectionals  
Powered  
by



Home of PJ Harness Analyser

Want to know how successful PJ Harness Analyser is?

Click here for regular updates

[www.pjdata.com.au](http://www.pjdata.com.au)

[admin@pjdata.com.au](mailto:admin@pjdata.com.au)

[www.facebook.com/PJHarnessRacing](https://www.facebook.com/PJHarnessRacing)



RWWA and provider are not responsible for the completeness or accuracy of any of the information contained herein, and makes no representations about its suitability for any purpose.