











Gloucester Park Race 1 Distance 2130m

Friday, 6 May 2022

Gross Time: 2:36.10 MileRate: 1:57.90 LeadTime: 38.00s First Qtr: 31.20s Second Qtr: 30.10s Third Qtr: 28.60s Fourth Qtr: 28.20s

No Horse	Plc	Margin	Time	800Time (W)	400 Time (W)	Finish Position and metres gained from 800m
1 PIERRE WHITBY	1	0.0m	2:36.10	56.80s (0)	28.20s (0)	 0.0
12 BETTOR BE LIVELY	2	0.1m	2:36.11	56.75s (1)	28.19s (1)	 +0.8
2 IM SPIDERMAN	3	6.5m	2:36.58	56.92s (1)	28.38s (1)	-1.4 
4 GOOD TIMES AHEAD	4	13.2m	2:37.08	57.20s (0)	28.54s (1)	-5.0 
3 THE KRAKEN	5	14.5m	2:37.17	57.21s (1)	28.63s (2)	-5.2 
9 ROCK ME OVER	6	16.4m	2:37.32	57.16s (0)	28.56s (0)	-4.3 
5 PERLEE GATES	7	17.1m	2:37.37	57.11s (1)	28.52s (2)	-3.6 
7 BURNING RUBBER	8	17.2m	2:37.37	56.89s (0)	28.37s (1)	-0.6 
11 BILLY MACK	9	19.0m	2:37.51	57.91s (0)	29.15s (0)	-14.8 
6 EUSTON FLYER	10	20.9m	2:37.65	57.09s (1)	28.52s (2)	-3.2 



Sectionals
Powered
by



Home of PJ Harness Analyser

Want to know how successful PJ Harness Analyser is?
Click here for regular updates

www.pjdata.com.au admin@pjdata.com.au www.facebook.com/PJHarnessRacing



RWWA and provider are not responsible for the completeness or accuracy of any of the information contained herein, and makes no representations about its suitability for any purpose.

Gloucester Park Race 2 Distance 2130m

Friday, 6 May 2022

Gross Time: 2:35.70

MileRate: 1:57.70












LeadTime: 38.40s

First Qtr: 30.50s

Second Qtr: 30.30s

Third Qtr: 28.50s

Fourth Qtr: 28.00s

No Horse	Plc	Margin	Time	800Time (W)	400 Time (W)	Finish Position and metres gained from 800m
6 ARMA EINSTEIN	1	0.0m	2:35.70	55.80s (1)	27.40s (2)	 +9.9
8 VALENTINES BROOK	2	1.3m	2:35.80	56.52s (1)	28.05s (1)	-0.2 
10 RABCHENKO	3	4.1m	2:36.00	56.50s (0)	27.96s (1)	+0.1 
7 WILL I ROCKNROLL	4	4.8m	2:36.05	56.47s (1)	28.05s (2)	+0.6 
1 DISTINGUISHED TASTE	5	5.3m	2:36.09	56.89s (0)	28.39s (0)	-5.3 
9 WHOSWHOINTHEZOO	6	6.1m	2:36.15	55.73s (0)	27.25s (1)	+11.1 
12 IAM THE REAL THING	7	11.1m	2:36.52	56.72s (0)	28.28s (0)	-2.6 
5 SECRET OPERATION	8	12.4m	2:36.61	55.83s (1)	27.43s (0)	+9.9 
3 ROCKNROLL WHITBY	9	12.7m	2:36.63	56.49s (0)	28.03s (0)	+0.6 
4 NAVAL AVIATOR	10	14.1m	2:36.74	56.56s (1)	28.09s (1)	-0.3 
2 ALLWOODS ROCKNROL	11	21.8m	2:37.30	56.82s (1)	28.32s (2)	-3.7 



Sectionals
Powered
by



Home of PJ Harness Analyser

Want to know how successful PJ Harness Analyser is?
Click here for regular updates

www.pjdata.com.au admin@pjdata.com.au www.facebook.com/PJHarnessRacing











RWWA and provider are not responsible for the completeness or accuracy of any of the information contained herein, and makes no representations about its suitability for any purpose.

Gloucester Park Race 3 Distance 2130m

Friday, 6 May 2022

Gross Time: 2:33.90 MileRate: 1:56.30 LeadTime: 36.40s First Qtr: 30.60s Second Qtr: 29.10s Third Qtr: 29.10s Fourth Qtr: 28.70s

No Horse	Plc	Margin	Time	800Time (W)	400 Time (W)	Finish Position and metres gained from 800m	
3 BEAT CITY	1	0.0m	2:33.90	57.44s (0)	28.58s (1)		+5.0
6 RAGAZZO MACH	2	0.2m	2:33.92	57.20s (1)	28.29s (1)		+8.4
5 VESPA	3	0.8m	2:33.96	56.82s (0)	28.02s (1)		+13.6
8 HEEZ OUR PERSEUS	4	4.1m	2:34.21	56.89s (1)	27.95s (1)		+12.8
2 MATTJESTIC STAR	5	7.6m	2:34.47	58.37s (0)	29.27s (0)		-7.6
7 TRIROYALE BRIGADE	6	7.8m	2:34.49	57.01s (0)	28.51s (0)		+11.3
1 ONE FOR DAVE ANDME	7	12.2m	2:34.82	57.98s (0)	29.16s (0)		-2.0
4 NUCLEAR POKER	8	28.4m	2:36.04	59.02s (1)	29.86s (2)		-15.7



Sectionals
Powered
by



Home of PJ Harness Analyser

Want to know how successful PJ Harness Analyser is?
Click here for regular updates

www.pjdata.com.au admin@pjdata.com.au www.facebook.com/PJHarnessRacing









RWWA and provider are not responsible for the completeness or accuracy of any of the information contained herein, and makes no representations about its suitability for any purpose.

Gloucester Park Race 4 Distance 2130m

Friday, 6 May 2022

Gross Time: 2:34.00 MileRate: 1:56.40 LeadTime: 38.10s First Qtr: 30.30s Second Qtr: 28.70s Third Qtr: 27.80s Fourth Qtr: 29.10s

No Horse	Plc	Margin	Time	800Time (W)	400 Time (W)	Finish Position and metres gained from 800m
7 IDEAL AGENT	1	0.0m	2:34.00	56.90s (1)	28.96s (1)	 0.0
2 TYPHOON BANNER	2	0.8m	2:34.06	56.94s (0)	29.16s (0)	 -0.5
4 REGAL CHEVAL	3	9.2m	2:34.70	56.58s (0)	28.82s (1)	 +5.6
1 POWER AND GRACE	4	15.3m	2:35.17	57.73s (0)	29.87s (0)	 -10.4
6 LORD ROSCO	5	17.1m	2:35.31	57.87s (1)	29.86s (1)	 -12.2
3 MISTER BUSHIDO	6	19.4m	2:35.48	57.76s (0)	29.90s (0)	 -10.4



Sectionals
Powered
by



Home of PJ Harness Analyser

Want to know how successful PJ Harness Analyser is?
Click here for regular updates

www.pjdata.com.au admin@pjdata.com.au www.facebook.com/PJHarnessRacing

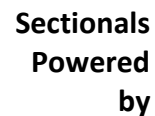


RWWA and provider are not responsible for the completeness or accuracy of any of the information contained herein, and makes no representations about its suitability for any purpose.

Friday, 6 May 2022

Fourth Qtr: 28.10s

Diagram illustrating a sequence of 10 horses in a race, each with a number and a color-coded arrow indicating its position and change. The horses are numbered 1 through 10. The arrows are green for positive changes and red for negative changes. The values are: 1 (+0.8), 2 (-2.3), 3 (0.0), 4 (+0.8), 5 (-6.4), 6 (+4.5), 7 (+1.4), 8 (+4.5), 9 (+4.5), and 10 (+6.8).



Want to know how successful PJ Harness Analyser is?
Click here for regular updates









www.facebook.com/PJHarnessRacing

RWWA and provider are not responsible for the completeness or accuracy of any of the information contained herein, and makes no representations about its suitability for any purpose.

Gloucester Park Race 6 Distance 2536m

Friday, 6 May 2022

Gross Time: 3:10.70 MileRate: 2:01.00 LeadTime: 73.50s First Qtr: 31.60s Second Qtr: 29.80s Third Qtr: 28.10s Fourth Qtr: 27.70s

No Horse	Plc	Margin	Time	800Time (W)	400 Time (W)	Finish Position and metres gained from 800m	
2 BABYFACE ADDA	1	0.0m	3:10.70	55.48s (0)	27.40s (0)		+4.6
1 VULTAN TIN	2	0.4m	3:10.73	55.83s (0)	27.73s (0)		-0.4
3 TO FAST TO SERIOUS	3	0.5m	3:10.74	55.26s (0)	27.19s (1)		+7.8
4 CORDERO	4	2.6m	3:10.89	55.11s (0)	27.17s (0)		+10.0
6 DOUBLE UP	5	3.6m	3:10.96	55.56s (1)	27.58s (3)		+3.6
5 WHILE THEY PRAY	6	6.8m	3:11.20	55.52s (1)	27.63s (2)		+4.4



Sectionals
Powered
by



Home of PJ Harness Analyser

Want to know how successful PJ Harness Analyser is?
Click here for regular updates

www.pjdata.com.au admin@pjdata.com.au www.facebook.com/PJHarnessRacing



RWWA and provider are not responsible for the completeness or accuracy of any of the information contained herein, and makes no representations about its suitability for any purpose.

Gloucester Park Race 7 Distance 2130m

Friday, 6 May 2022

Gross Time: 2:33.40

MileRate: 1:55.90












LeadTime: 36.10s

First Qtr: 31.00s

Second Qtr: 29.90s

Third Qtr: 28.20s

Fourth Qtr: 28.20s

No Horse	Plc	Margin	Time	800Time (W)	400 Time (W)	Finish Position and metres gained from 800m
1 SAVVY BROMAC	1	0.0m	2:33.40	56.40s (0)	28.20s (0)	 0.0
10 BOORAA	2	7.4m	2:33.95	56.67s (0)	28.47s (0)	-3.4 
7 BORN TO BOOGIE	3	8.3m	2:34.02	56.38s (2)	28.25s (2)	+0.8 
11 MISS LIMELIGHT	4	10.9m	2:34.21	56.65s (0)	28.47s (0)	-2.9 
4 ANGEL IN WHITE	5	10.9m	2:34.21	56.85s (1)	28.57s (1)	-5.8 
2 MISS BOUDICA	6	12.2m	2:34.30	56.64s (1)	28.38s (1)	-2.8 
6 PUREST SILK	7	14.0m	2:34.44	57.06s (2)	28.93s (2)	-8.6 
12 VIVERE DAMORE	8	14.8m	2:34.50	56.66s (0)	28.48s (0)	-2.8 
13 NEWSLETTER	9	16.4m	2:34.62	56.16s (0)	28.00s (0)	+4.4 
14 AREU TALKIN	10	18.9m	2:34.80	56.62s (0)	28.50s (0)	-2.1 
5 FIFTY FIVE REBORN	11	31.8m	2:35.76	58.66s (1)	30.39s (1)	-30.4 



Sectionals
Powered
by



Home of PJ Harness Analyser

Want to know how successful PJ Harness Analyser is?
Click here for regular updates

www.pjdata.com.au admin@pjdata.com.au www.facebook.com/PJHarnessRacing



RWWA and provider are not responsible for the completeness or accuracy of any of the information contained herein, and makes no representations about its suitability for any purpose.

Gloucester Park Race 8 Distance 2503m

Friday, 6 May 2022

Gross Time: 3:07.20

MileRate: 1:59.40












LeadTime: 69.40s

First Qtr: 30.20s

Second Qtr: 29.50s

Third Qtr: 28.50s

Fourth Qtr: 29.60s

No Horse	Plc	Margin	Time	800Time (W)	400 Time (W)	Finish Position and metres gained from 800m
10 GLENLEDI CHIEF	1	0.0m	3:07.20	57.36s (2)	29.56s (1)	 +10.5
5 AMERICAN BULLITT	2	1.5m	3:07.32	57.08s (0)	28.85s (2)	 +14.6
4 GEE SMITH	3	1.8m	3:07.34	58.24s (0)	29.74s (0)	 -1.8
2 YANKEE LINCOLN	4	2.8m	3:07.42	57.86s (1)	29.23s (2)	 +3.7
1 TWOBOB CRACKER	5	5.5m	3:07.63	57.95s (0)	29.43s (0)	 +2.7
11 CAVEMAN	6	8.0m	3:07.82	57.98s (1)	29.63s (3)	 +2.5
3 MAJOR ARTIST	7	10.3m	3:08.00	58.60s (0)	30.10s (0)	 -6.1
7 ACUTO	8	10.3m	3:08.00	58.04s (0)	29.54s (0)	 +1.8
9 DOC HOLLIDAY	9	21.9m	3:08.90	59.64s (1)	30.66s (1)	 -19.5
6 AWAITINGINSTRUCTIO	10	44.9m	3:10.68	59.68s (0)	31.22s (0)	 -18.1
8 IM BETA THAN GOUDA	11	61.0m	3:11.93	61.37s (0)	31.99s (0)	 -40.4



Sectionals
Powered
by



Home of PJ Harness Analyser

Want to know how successful PJ Harness Analyser is?
Click here for regular updates

www.pjdata.com.au admin@pjdata.com.au www.facebook.com/PJHarnessRacing











RWWA and provider are not responsible for the completeness or accuracy of any of the information contained herein, and makes no representations about its suitability for any purpose.

Gloucester Park Race 9 Distance 2130m

Friday, 6 May 2022

Gross Time: 2:37.40 MileRate: 1:58.90 LeadTime: 38.30s First Qtr: 32.50s Second Qtr: 30.20s Third Qtr: 28.10s Fourth Qtr: 28.30s

No Horse	Plc	Margin	Time	800Time (W)	400 Time (W)	Finish Position and metres gained from 800m
2 MIDDLEPAGE	1	0.0m	2:37.40	56.26s (1)	28.30s (1)	 +2.0
3 ADDA SOMETHING	2	5.0m	2:37.77	56.77s (0)	28.67s (0)	-5.0 
4 HOTFOOT IT	3	6.5m	2:37.88	56.44s (1)	28.50s (1)	-0.2 
8 EUPHORIA	4	7.7m	2:37.97	56.21s (1)	28.19s (1)	+3.2 
7 MCARDLES GEM	5	8.2m	2:38.01	56.07s (0)	27.89s (0)	+5.3 
1 SPY MAJOR	6	11.1m	2:38.23	56.91s (0)	28.77s (0)	-6.5 
5 TIZA NEW DAY	7	15.5m	2:38.55	56.93s (0)	28.73s (0)	-6.6 
6 MISS MUCHO	8	30.5m	2:39.67	57.01s (0)	28.91s (0)	-6.7 



Sectionals
Powered
by



Home of PJ Harness Analyser

Want to know how successful PJ Harness Analyser is?
Click here for regular updates

www.pjdata.com.au admin@pjdata.com.au www.facebook.com/PJHarnessRacing









RWWA and provider are not responsible for the completeness or accuracy of any of the information contained herein, and makes no representations about its suitability for any purpose.

Gloucester Park Race 10 Distance 2130m

Friday, 6 May 2022

Gross Time: 2:38.90 MileRate: 2:00.10 LeadTime: 38.10s First Qtr: 32.50s Second Qtr: 30.90s Third Qtr: 29.10s Fourth Qtr: 28.30s

No Horse	Plc	Margin	Time	800Time (W)	400 Time (W)	Finish Position and metres gained from 800m	
4 ALL IS WELL	1	0.0m	2:38.90	56.76s (0)	27.48s (0)		+8.9
2 LUCAPELO	2	0.4m	2:38.93	57.43s (0)	28.33s (0)		-0.4
6 LORD TITANIUM	3	6.7m	2:39.40	57.68s (1)	28.60s (1)		-3.6
3 JUGGERNAUT	4	8.3m	2:39.52	57.50s (1)	28.38s (1)		-1.1
5 EASTERN ADVANCE	5	31.0m	2:41.20	58.72s (0)	29.68s (1)		-17.4
1 SANFORD BART	6	33.5m	2:41.39	59.57s (0)	30.35s (0)		-29.1



Sectionals
Powered
by



Home of PJ Harness Analyser

Want to know how successful PJ Harness Analyser is?
Click here for regular updates

www.pjdata.com.au admin@pjdata.com.au www.facebook.com/PJHarnessRacing



RWWA and provider are not responsible for the completeness or accuracy of any of the information contained herein, and makes no representations about its suitability for any purpose.