












Gloucester Park Race 1 Distance 2536m

Friday, 27 May 2022

Gross Time: 3:05.60 MileRate: 1:57.80 LeadTime: 69.30s First Qtr: 30.30s Second Qtr: 29.40s Third Qtr: 28.30s Fourth Qtr: 28.30s

No Horse	Plc	Margin	Time	800Time (W)	400 Time (W)	Finish Position and metres gained from 800m	
1 PRADASON	1	0.0m	3:05.60	56.60s (0)	28.30s (0)		0.0
3 MOONLITE DRIVE	2	4.2m	3:05.91	56.71s (1)	28.41s (1)		-1.3
10 SECRET OPERATION	3	9.9m	3:06.34	57.02s (0)	28.72s (0)		-5.3
2 ILLAWONG MUSTANG	4	10.3m	3:06.37	56.89s (1)	28.54s (1)		-3.5
4 ALLWOOD GLOW	5	12.9m	3:06.56	56.80s (1)	28.58s (2)		-2.1
11 IM SPIDERMAN	6	13.2m	3:06.58	56.98s (0)	28.70s (0)		-4.7
6 PALATINO	7	15.9m	3:06.78	56.72s (1)	28.44s (1)		-0.8
5 DEEORSE	8	16.7m	3:06.84	56.96s (0)	28.66s (0)		-4.2
9 ROBBIE ROCKET	9	17.1m	3:06.87	56.51s (1)	28.21s (1)		+2.2
7 THE VERANDAH	10	19.0m	3:07.01	56.83s (0)	28.53s (0)		-2.2
8 DESIDERIO	11	23.9m	3:07.38	56.90s (0)	28.60s (0)		-2.9



Sectionals
Powered
by



Home of PJ Harness Analyser

Want to know how successful PJ Harness Analyser is?
Click here for regular updates

www.pjdata.com.au admin@pjdata.com.au www.facebook.com/PJHarnessRacing










RWWA and provider are not responsible for the completeness or accuracy of any of the information contained herein, and makes no representations about its suitability for any purpose.

Gloucester Park Race 2 Distance 2130m

Friday, 27 May 2022

Gross Time: 2:36.50 MileRate: 1:58.20 LeadTime: 38.80s First Qtr: 31.50s Second Qtr: 29.70s Third Qtr: 27.80s Fourth Qtr: 28.70s

No Horse	Plc	Margin	Time	800Time (W)	400 Time (W)	Finish Position and metres gained from 800m	
5 MISS LIMELIGHT	1	0.0m	2:36.50	56.16s (1)	28.32s (1)		+4.9
1 BOORAA	2	1.9m	2:36.64	56.64s (0)	28.84s (0)		-1.9
7 ANGEL IN WHITE	3	2.8m	2:36.71	56.65s (1)	28.83s (1)		-1.9
3 ADDA TARANTELLA	4	8.0m	2:37.10	56.46s (0)	28.58s (1)		+1.3
6 SAHARA STORM	5	8.2m	2:37.12	56.16s (0)	28.24s (0)		+5.7
2 SAMEPLACE SAMETIME	6	12.5m	2:37.44	57.10s (0)	29.12s (0)		-7.6
4 RUN FOR MERCY	7	23.7m	2:38.29	57.69s (1)	29.72s (2)		-23.7



Sectionals
Powered
by



Home of PJ Harness Analyser

Want to know how successful PJ Harness Analyser is?
Click here for regular updates

www.pjdata.com.au admin@pjdata.com.au www.facebook.com/PJHarnessRacing










RWWA and provider are not responsible for the completeness or accuracy of any of the information contained herein, and makes no representations about its suitability for any purpose.

Gloucester Park Race 3 Distance 2130m

Friday, 27 May 2022

Gross Time: 2:36.60 MileRate: 1:58.30 LeadTime: 38.30s First Qtr: 32.30s Second Qtr: 30.20s Third Qtr: 28.70s Fourth Qtr: 27.10s

No Horse	Plc	Margin	Time	800Time (W)	400 Time (W)	Finish Position and metres gained from 800m
4 ELDAYTONA	1	0.0m	2:36.60	55.80s (0)	27.10s (0)	 0.0
3 IMA ROCKABILLY REBEL	2	5.0m	2:36.96	55.98s (1)	27.31s (1)	-2.5 
1 BLITZEMBYE	3	5.3m	2:36.98	55.88s (0)	27.20s (0)	-1.1 
2 MASTER LEIGHTON	4	7.1m	2:37.11	55.73s (0)	27.05s (0)	+1.0 
5 CORDERO	5	10.6m	2:37.36	56.08s (1)	27.37s (1)	-3.9 
6 REGAL CHEVAL	6	13.6m	2:37.57	55.77s (0)	27.11s (0)	+0.4 
7 LORD ROSCO	7	17.1m	2:37.82	55.74s (0)	27.06s (0)	+0.9 



Sectionals
Powered
by



Home of PJ Harness Analyser

Want to know how successful PJ Harness Analyser is?
Click here for regular updates

www.pjdata.com.au admin@pjdata.com.au www.facebook.com/PJHarnessRacing



RWWA and provider are not responsible for the completeness or accuracy of any of the information contained herein, and makes no representations about its suitability for any purpose.

Gloucester Park Race 4 Distance 2536m

Friday, 27 May 2022

Gross Time: 3:08.00

MileRate: 1:59.30

LeadTime: 70.90s

First Qtr: 31.30s


Second Qtr: 30.10s

Third Qtr: 28.10s

Fourth Qtr: 27.60s

No Horse	Plc	Margin	Time	800Time (W)	400 Time (W)
1 JACK FARTHING	1	0.0m	3:08.00	55.70s (0)	27.60s (0)
4 BEAT CITY	2	0.4m	3:08.03	55.61s (1)	27.47s (1)
10 ARMA EINSTEIN	3	4.8m	3:08.35	55.75s (0)	27.65s (0)
3 SHADOW ROLL	4	9.7m	3:08.70	56.00s (1)	27.84s (1)
2 DISCO UNDER FIRE	5	10.0m	3:08.73	55.83s (0)	27.73s (0)
6 WILL I ROCKNROLL	6	10.7m	3:08.78	55.62s (0)	27.50s (0)
7 BRACKEN SKY	7	15.2m	3:09.10	55.64s (0)	27.54s (0)
5 TOMMY BE GOOD	8	17.7m	3:09.29	56.29s (1)	28.14s (1)
8 PIERRE WHITBY	9	21.7m	3:09.58	56.24s (1)	28.11s (1)
9 MEDIEVAL MAN	10	25.5m	3:09.85	56.03s (0)	27.87s (0)

Finish Position and metres gained from 800m



Sectionals
Powered
by



Home of PJ Harness Analyser

Want to know how successful PJ Harness Analyser is?
Click here for regular updates

www.pjdata.com.au admin@pjdata.com.au www.facebook.com/PJHarnessRacing










RWWA and provider are not responsible for the completeness or accuracy of any of the information contained herein, and makes no representations about its suitability for any purpose.

Gloucester Park Race 5 Distance 2130m

Friday, 27 May 2022

Gross Time: 2:33.40 MileRate: 1:55.90 LeadTime: 37.20s First Qtr: 30.80s Second Qtr: 29.20s Third Qtr: 27.60s Fourth Qtr: 28.60s

No Horse	Plc	Margin	Time	800Time (W)	400 Time (W)	Finish Position and metres gained from 800m
6 WHILE THEY PRAY	1	0.0m	2:33.40	56.20s (0)	28.60s (0)	 0.0
2 DOUBLE UP	2	0.1m	2:33.41	55.57s (0)	27.99s (0)	 +9.2
1 BORN TO BOOGIE	3	1.5m	2:33.51	55.97s (0)	28.39s (0)	 +3.5
5 TO FAST TO SERIOUS	4	5.3m	2:33.80	55.83s (1)	28.25s (2)	 +5.9
3 VIVERE DAMORE	5	6.8m	2:33.91	55.81s (0)	28.23s (0)	 +6.3
4 FANCI A DANCE	6	7.1m	2:33.93	56.21s (1)	28.57s (1)	 +0.5
7 TEXAS TIGER	7	40.5m	2:36.44	59.02s (1)	31.36s (1)	 -37.3



Sectionals
Powered
by



Home of PJ Harness Analyser

Want to know how successful PJ Harness Analyser is?
Click here for regular updates

www.pjdata.com.au admin@pjdata.com.au www.facebook.com/PJHarnessRacing











RWWA and provider are not responsible for the completeness or accuracy of any of the information contained herein, and makes no representations about its suitability for any purpose.

Gloucester Park Race 6 Distance 1730m

Friday, 27 May 2022

Gross Time: 2:04.40 MileRate: 1:55.80 LeadTime: 7.50s First Qtr: 27.60s Second Qtr: 31.00s Third Qtr: 29.00s Fourth Qtr: 29.30s

No Horse	Plc	Margin	Time	800Time (W)	400 Time (W)	Finish Position and metres gained from 800m	
3 AMERICAN ARMA	1	0.0m	2:04.40	57.92s (1)	28.78s (2)		+5.3
5 SOUND WAVE	2	3.6m	2:04.68	57.90s (0)	28.79s (1)		+5.8
7 CHANCE ECLIPSE	3	20.3m	2:05.96	58.88s (0)	30.22s (0)		-6.7
2 MISS BOUDICA	4	20.4m	2:05.97	59.85s (1)	30.77s (1)		-20.1
1 LADY JADORE	5	22.2m	2:06.11	59.67s (0)	30.67s (0)		-17.5
4 BETTORS DESTROYA	6	24.4m	2:06.27	59.45s (1)	30.59s (3)		-14.2
6 PELIGROSO	7	26.0m	2:06.40	60.30s (0)	31.30s (0)		-26.0
8 REGAL AURA	8	33.0m	2:06.94	60.68s (2)	31.61s (2)		-30.8



Sectionals
Powered
by



Home of PJ Harness Analyser

Want to know how successful PJ Harness Analyser is?

Click here for regular updates

www.pjdata.com.au admin@pjdata.com.au www.facebook.com/PJHarnessRacing



RWWA and provider are not responsible for the completeness or accuracy of any of the information contained herein, and makes no representations about its suitability for any purpose.

Gloucester Park Race 7 Distance 2130m

Friday, 27 May 2022

Gross Time: 2:34.90

MileRate: 1:57.00












LeadTime: 37.00s

First Qtr: 30.60s

Second Qtr: 31.00s

Third Qtr: 27.80s

Fourth Qtr: 28.50s

No Horse	Plc	Margin	Time	800Time (W)	400 Time (W)	Finish Position and metres gained from 800m
6 CAVEMAN	1	0.0m	2:34.90	56.12s (1)	28.30s (1)	 +2.6
1 EUPHORIA	2	2.2m	2:35.06	56.46s (0)	28.66s (0)	 -2.2
10 TRIROYALE BRIGADE	3	4.5m	2:35.24	56.30s (0)	28.54s (0)	 +0.4
4 ALTA RHETT	4	5.2m	2:35.29	56.19s (1)	28.39s (1)	 +2.0
2 ALLWOODS ROCKNROL	5	8.3m	2:35.52	55.98s (0)	28.24s (0)	 +5.3
11 ROCK ME OVER	6	8.5m	2:35.54	56.30s (0)	28.56s (0)	 +0.8
3 VESPA	7	10.1m	2:35.66	56.26s (1)	28.47s (1)	 +1.5
5 OUR SEQUEL	8	10.4m	2:35.68	56.02s (1)	28.22s (1)	 +4.9
8 BATAVIA ON FIRE	9	14.3m	2:35.97	55.67s (1)	27.99s (0)	 +10.3
9 THE LAST DROP	10	17.9m	2:36.24	56.40s (0)	28.66s (0)	 +0.1
12 NAVAL AVIATOR	11	20.0m	2:36.40	56.44s (1)	28.44s (1)	 -0.3



Sectionals
Powered
by



Home of PJ Harness Analyser

Want to know how successful PJ Harness Analyser is?
Click here for regular updates

www.pjdata.com.au admin@pjdata.com.au www.facebook.com/PJHarnessRacing



RWWA and provider are not responsible for the completeness or accuracy of any of the information contained herein, and makes no representations about its suitability for any purpose.

Gloucester Park Race 8 Distance 2130m

Friday, 27 May 2022

Gross Time: 2:35.80

MileRate: 1:57.70











LeadTime: 37.60s

First Qtr: 30.30s

Second Qtr: 30.10s

Third Qtr: 28.70s

Fourth Qtr: 29.10s

No Horse	Plc	Margin	Time	800Time (W)	400 Time (W)	Finish Position and metres gained from 800m
7 VALBONNE	1	0.0m	2:35.80	56.74s (1)	29.06s (1)	 +14.1
1 MCARDLES GEM	2	7.9m	2:36.40	58.40s (0)	29.70s (0)	-7.9 
10 GOOD TIMES AHEAD	3	8.1m	2:36.42	58.10s (0)	29.36s (0)	-3.6 
3 IMPRESSIVE SIGNS	4	8.7m	2:36.46	57.84s (0)	29.08s (0)	0.0 
5 GOV STARZZZ	5	9.2m	2:36.50	57.56s (0)	28.84s (0)	+4.0 
4 OHOKA TITAN	6	9.6m	2:36.53	58.05s (1)	29.33s (2)	-2.9 
9 MATTJESTIC STAR	7	13.9m	2:36.86	57.50s (1)	29.04s (1)	+5.2 
6 ONE FOR DAVE ANDME	8	16.8m	2:37.08	58.30s (1)	29.54s (1)	-5.9 
8 TWENTYNINE TWELVE	8	16.8m	2:37.08	57.78s (0)	29.08s (0)	+1.4 
2 ADDA SOMETHING	10	18.3m	2:37.20	59.02s (1)	30.22s (1)	-15.8 



Sectionals
Powered
by



Home of PJ Harness Analyser

Want to know how successful PJ Harness Analyser is?
Click here for regular updates

www.pjdata.com.au admin@pjdata.com.au www.facebook.com/PJHarnessRacing









RWWA and provider are not responsible for the completeness or accuracy of any of the information contained herein, and makes no representations about its suitability for any purpose.

Gloucester Park Race 9 Distance 2536m

Friday, 27 May 2022

Gross Time: 3:08.90 MileRate: 1:59.90 LeadTime: 69.50s First Qtr: 31.20s Second Qtr: 30.20s Third Qtr: 28.60s Fourth Qtr: 29.40s

No Horse	Plc	Margin	Time	800Time (W)	400 Time (W)	Finish Position and metres gained from 800m	
1 LOUCID DREAMS	1	0.0m	3:08.90	58.00s (0)	29.40s (0)		0.0
2 PAUL EDWARD	2	0.4m	3:08.93	57.77s (1)	29.33s (1)		+3.3
3 ARMA XFACTOR	3	3.4m	3:09.16	57.64s (1)	29.26s (1)		+5.3
4 DARDY BOY	4	4.0m	3:09.21	57.79s (0)	29.37s (0)		+3.3
5 SEVEN NO TRUMPS	5	6.9m	3:09.43	57.69s (0)	29.21s (1)		+4.9
6 HOPPYS WAY	6	28.7m	3:11.11	60.01s (2)	31.27s (2)		-25.9



Sectionals
Powered
by



Home of PJ Harness Analyser

Want to know how successful PJ Harness Analyser is?
Click here for regular updates

www.pjdata.com.au admin@pjdata.com.au www.facebook.com/PJHarnessRacing










RWWA and provider are not responsible for the completeness or accuracy of any of the information contained herein, and makes no representations about its suitability for any purpose.

Gloucester Park Race 10 Distance 2130m

Friday, 27 May 2022

Gross Time: 2:38.70 MileRate: 1:59.90 LeadTime: 39.80s First Qtr: 32.00s Second Qtr: 29.70s Third Qtr: 28.30s Fourth Qtr: 28.90s

No Horse	Plc	Margin	Time	800Time (W)	400 Time (W)	Finish Position and metres gained from 800m
1 QUARTZZ	1	0.0m	2:38.70	57.20s (0)	28.90s (0)	 0.0
2 EKARA NAVAJO	2	12.8m	2:39.67	57.79s (0)	29.55s (0)	 -7.4
5 VALHALLA ANGEL	3	18.0m	2:40.07	57.65s (0)	29.67s (0)	 -4.9
6 ALLAGLOW	4	22.7m	2:40.42	57.58s (1)	29.60s (0)	 -3.6
3 CABS AV	5	24.8m	2:40.58	58.80s (1)	30.52s (1)	 -20.8
4 QUATTROSE	6	29.4m	2:40.93	58.77s (1)	30.51s (1)	 -20.0
7 IMAHERO	7	112.9m	2:47.26	64.02s (0)	36.10s (0)	 -88.2



Sectionals
Powered
by



Home of PJ Harness Analyser

Want to know how successful PJ Harness Analyser is?

Click here for regular updates

www.pjdata.com.au admin@pjdata.com.au www.facebook.com/PJHarnessRacing



RWWA and provider are not responsible for the completeness or accuracy of any of the information contained herein, and makes no representations about its suitability for any purpose.