

# Gloucester Park Race 1 Distance 2130m

Friday, 3 June 2022

Gross Time: 2:35.10

MileRate: 1:57.20













LeadTime: 35.90s

First Qtr: 30.30s

Second Qtr: 30.20s

Third Qtr: 29.10s

Fourth Qtr: 29.60s

No Horse	Plc	Margin	Time	800Time (W)	400 Time (W)	Finish Position and metres gained from 800m
5 LITTLE DARLING	1	0.0m	2:35.10	57.46s (1)	28.66s (2)	 +17.2
1 ELSAMAY	2	2.5m	2:35.29	58.27s (0)	29.47s (1)	 +6.1
11 MISS SASSY	3	8.4m	2:35.75	58.13s (0)	29.63s (1)	 +8.5
6 FREE WHEELING	4	11.3m	2:35.98	59.14s (1)	30.19s (2)	 -5.2
3 BEYOND THE SEA	5	11.5m	2:35.99	59.27s (0)	30.49s (1)	 -7.1
4 HEIDI WHO	6	17.0m	2:36.42	58.36s (1)	29.84s (1)	 +6.0
7 SPORT SPORT SPORT	6	17.0m	2:36.42	58.52s (0)	30.24s (0)	 +3.7
10 CHAMPAGNE EVERYON	8	19.8m	2:36.64	59.32s (0)	30.51s (2)	 -7.1
9 VALHALLA MISS	9	22.3m	2:36.83	58.63s (0)	30.35s (0)	 +2.6
2 MAKE YOUR MARK	10	23.6m	2:36.93	60.53s (0)	31.27s (0)	 -23.6
8 DONTBESILLYCHILLI	11	26.5m	2:37.16	59.48s (2)	30.75s (4)	 -2.3
12 CATCH THE RED EYE	12	35.0m	2:37.82	60.50s (1)	31.53s (3)	 -22.3



Sectionals  
Powered  
by



Home of PJ Harness Analyser

Want to know how successful PJ Harness Analyser is?

Click here for regular updates

[www.pjdata.com.au](http://www.pjdata.com.au) [admin@pjdata.com.au](mailto:admin@pjdata.com.au) [www.facebook.com/PJHarnessRacing](https://www.facebook.com/PJHarnessRacing)



RWWA and provider are not responsible for the completeness or accuracy of any of the information contained herein, and makes no representations about its suitability for any purpose.

# Gloucester Park Race 2 Distance 2130m

Friday, 3 June 2022

Gross Time: 2:36.00

MileRate: 1:57.90












LeadTime: 37.30s

First Qtr: 31.90s

Second Qtr: 30.30s

Third Qtr: 27.80s

Fourth Qtr: 28.70s

No Horse	Plc	Margin	Time	800Time (W)	400 Time (W)	Finish Position and metres gained from 800m
2 OUR STAR WATCH	1	0.0m	2:36.00	56.50s (0)	28.70s (0)	 0.0
1 MIDDLEPAGE	2	3.3m	2:36.25	56.43s (0)	28.55s (0)	 +1.3
10 EUPHORIA	3	10.4m	2:36.78	56.58s (2)	29.24s (2)	 -0.3
3 MY PRAYER	4	10.7m	2:36.81	57.19s (1)	29.26s (1)	 -9.0
4 MAKE IT QUICK	5	11.3m	2:36.85	56.39s (0)	28.49s (1)	 +2.6
12 WHOSWHOINTHEZOO	6	13.2m	2:36.99	56.51s (1)	28.89s (2)	 +1.0
5 ADDA TARANTELLA	7	13.4m	2:37.01	57.11s (1)	29.15s (1)	 -7.6
11 DELIGHTFULL	8	14.0m	2:37.05	56.87s (0)	28.95s (0)	 -4.2
9 BETTOR BE LIVELY	9	19.6m	2:37.48	56.44s (0)	28.71s (1)	 +2.7
8 THE LAST DROP	10	21.8m	2:37.64	56.90s (0)	28.86s (0)	 -3.8
6 WOODLEA RAGNAR	11	30.4m	2:38.29	57.81s (2)	30.00s (3)	 -16.2



Sectionals  
Powered  
by



Home of PJ Harness Analyser

Want to know how successful PJ Harness Analyser is?  
Click here for regular updates

[www.pjdata.com.au](http://www.pjdata.com.au) [admin@pjdata.com.au](mailto:admin@pjdata.com.au) [www.facebook.com/PJHarnessRacing](https://www.facebook.com/PJHarnessRacing)










RWWA and provider are not responsible for the completeness or accuracy of any of the information contained herein, and makes no representations about its suitability for any purpose.

# Gloucester Park Race 3 Distance 2536m

Friday, 3 June 2022

Gross Time: 3:06.60 MileRate: 1:58.40 LeadTime: 70.80s First Qtr: 30.70s Second Qtr: 29.30s Third Qtr: 28.10s Fourth Qtr: 27.70s

No Horse	Plc	Margin	Time	800Time (W)	400 Time (W)	Finish Position and metres gained from 800m	
1 ANGEL IN WHITE	1	0.0m	3:06.60	55.80s (0)	27.70s (0)	 0.0	
5 FINVARRA	2	3.6m	3:06.86	55.14s (1)	27.92s (2)	 +9.6	
4 IMA ROCKABILLY REBEL	3	6.2m	3:07.05	55.35s (0)	27.49s (3)	 +6.7	
2 PRADASON	4	17.5m	3:07.88	56.78s (0)	28.58s (0)	 -13.2	
6 MISS LIMELIGHT	5	17.6m	3:07.88	56.74s (1)	28.80s (1)	 -12.7	
3 SMART FORTUNE	6	20.2m	3:08.07	56.69s (0)	28.57s (1)	 -11.9	
7 BLITZEMBYE	7	20.5m	3:08.09	56.65s (1)	28.75s (2)	 -11.3	



Sectionals  
Powered  
by



Home of PJ Harness Analyser

Want to know how successful PJ Harness Analyser is?  
Click here for regular updates

[www.pjdata.com.au](http://www.pjdata.com.au) [admin@pjdata.com.au](mailto:admin@pjdata.com.au) [www.facebook.com/PJHarnessRacing](https://www.facebook.com/PJHarnessRacing)










RWWA and provider are not responsible for the completeness or accuracy of any of the information contained herein, and makes no representations about its suitability for any purpose.

# Gloucester Park Race 4 Distance 1730m

Friday, 3 June 2022

Gross Time: 2:04.90 MileRate: 1:56.10 LeadTime: 8.00s First Qtr: 30.80s Second Qtr: 29.90s Third Qtr: 27.80s Fourth Qtr: 28.40s

No Horse	Plc	Margin	Time	800Time (W)	400 Time (W)	Finish Position and metres gained from 800m
5 DOUBLE UP	1	0.0m	2:04.90	55.78s (1)	28.10s (1)	 +6.1
6 JUMPINGJACKMAC	2	2.7m	2:05.10	55.70s (1)	28.10s (2)	 +7.4
3 CORDERO	3	3.3m	2:05.15	56.13s (0)	28.37s (0)	 +1.3
1 TYLER BRETT	4	4.4m	2:05.23	56.53s (0)	28.73s (0)	 -4.4
7 SAVVY BROMAC	5	6.6m	2:05.39	55.79s (0)	27.93s (0)	 +6.4
2 BORN TO BOOGIE	6	7.9m	2:05.49	56.67s (1)	28.95s (1)	 -6.2
4 GOTTA GO GABBANA	7	8.2m	2:05.51	56.21s (0)	28.37s (0)	 +0.5



Sectionals  
Powered  
by



Home of PJ Harness Analyser

Want to know how successful PJ Harness Analyser is?  
Click here for regular updates

[www.pjdata.com.au](http://www.pjdata.com.au) [admin@pjdata.com.au](mailto:admin@pjdata.com.au) [www.facebook.com/PJHarnessRacing](https://www.facebook.com/PJHarnessRacing)















RWWA and provider are not responsible for the completeness or accuracy of any of the information contained herein, and makes no representations about its suitability for any purpose.

# Gloucester Park Race 5 Distance 2130m

Friday, 3 June 2022

Gross Time: 2:35.90 MileRate: 1:57.80 LeadTime: 35.40s First Qtr: 30.40s Second Qtr: 30.60s Third Qtr: 29.00s Fourth Qtr: 30.50s

No Horse	Plc	Margin	Time	800Time (W)	400 Time (W)	Finish Position and metres gained from 800m
4 BETTORS DESTROYA	1	0.0m	2:35.90	59.50s (0)	30.50s (0)	 0.0
1 PATRIKIAR	2	1.1m	2:35.99	58.93s (0)	29.70s (2)	 +8.1
10 ALTAS ANGEL	3	6.2m	2:36.39	58.97s (0)	29.95s (3)	 +8.0
7 DIAMOND DAZE	4	7.5m	2:36.50	59.72s (1)	30.38s (1)	 -2.2
11 LIL DELIGHT	5	8.1m	2:36.55	58.81s (0)	30.04s (1)	 +10.5
12 DYNAMITE DOLLY	6	11.3m	2:36.80	58.94s (1)	29.88s (3)	 +9.0
3 ONLY FIVE STARZZZ	7	13.5m	2:36.98	60.24s (0)	30.84s (0)	 -8.8
2 SUNSHINE SWIFT	8	14.0m	2:37.02	59.48s (1)	29.73s (2)	 +1.8
13 SONGKRAN	9	16.3m	2:37.20	60.08s (2)	30.42s (2)	 -6.3
8 FIFO	10	18.0m	2:37.34	59.28s (0)	30.36s (0)	 +5.0
6 SWEETDREAM TRUNKE	11	21.1m	2:37.58	60.06s (2)	30.54s (1)	 -5.6
5 RUN FOR MERCY	12	280.6m	2:58.30	81.06s (1)	48.92s (1)	 -268.



Sectionals  
Powered  
by



Home of PJ Harness Analyser

Want to know how successful PJ Harness Analyser is?  
Click here for regular updates

[www.pjdata.com.au](http://www.pjdata.com.au) [admin@pjdata.com.au](mailto:admin@pjdata.com.au) [www.facebook.com/PJHarnessRacing](https://www.facebook.com/PJHarnessRacing)











RWWA and provider are not responsible for the completeness or accuracy of any of the information contained herein, and makes no representations about its suitability for any purpose.



# Gloucester Park Race 6 Distance 2130m

Friday, 3 June 2022

Gross Time: 2:36.20 MileRate: 1:58.00 LeadTime: 38.40s First Qtr: 31.60s Second Qtr: 30.50s Third Qtr: 27.70s Fourth Qtr: 28.00s

No Horse	Plc	Margin	Time	800Time (W)	400 Time (W)	Finish Position and metres gained from 800m
2 ARMA EINSTEIN	1	0.0m	2:36.20	55.70s (0)	28.00s (0)	 0.0
5 CAVEMAN	2	0.4m	2:36.23	55.67s (1)	27.89s (1)	 +0.5
6 TO FAST TO SERIOUS	3	1.6m	2:36.32	55.16s (1)	27.42s (1)	 +8.0
1 PIERRE WHITBY	4	4.4m	2:36.52	55.72s (0)	27.90s (0)	 0.0
4 BRACKEN SKY	5	6.1m	2:36.65	55.75s (1)	27.99s (1)	 -0.3
8 WILL I ROCKNROLL	6	6.3m	2:36.66	54.98s (0)	27.26s (1)	 +10.8
7 DISCO UNDER FIRE	7	6.9m	2:36.71	55.33s (0)	27.49s (0)	 +5.9
3 WALSH	8	9.3m	2:36.88	55.80s (0)	27.96s (0)	 -0.9



Sectionals  
Powered  
by



Home of PJ Harness Analyser

Want to know how successful PJ Harness Analyser is?  
Click here for regular updates

[www.pjdata.com.au](http://www.pjdata.com.au) [admin@pjdata.com.au](mailto:admin@pjdata.com.au) [www.facebook.com/PJHarnessRacing](https://www.facebook.com/PJHarnessRacing)



RWWA and provider are not responsible for the completeness or accuracy of any of the information contained herein, and makes no representations about its suitability for any purpose.

# Gloucester Park Race 7 Distance 2503m

Friday, 3 June 2022

Gross Time: 3:06.70

MileRate: 1:58.60













LeadTime: 68.90s

First Qtr: 29.40s

Second Qtr: 29.90s

Third Qtr: 29.00s

Fourth Qtr: 29.50s

No Horse	Plc	Margin	Time	800Time (W)	400 Time (W)	Finish Position and metres gained from 800m	
12 GLENLEDI CHIEF	1	0.0m	3:06.70	57.80s (1)	29.48s (1)		+9.7
2 SOCRATES	2	5.6m	3:07.13	58.85s (1)	29.93s (0)		-4.5
3 YANKEE LINCOLN	3	7.5m	3:07.28	58.76s (0)	29.62s (1)		-3.1
4 AMERICAN BULLITT	4	13.1m	3:07.71	57.93s (0)	29.23s (2)		+8.8
7 ACUTO	5	15.3m	3:07.88	58.74s (0)	30.02s (3)		-2.3
8 TWOBOb CRACKER	6	15.3m	3:07.88	58.40s (1)	29.70s (2)		+2.5
1 STEAM PUNK	7	16.4m	3:07.97	59.15s (0)	29.95s (1)		-7.8
5 COWBOYS N BANDITS	8	21.6m	3:08.37	58.29s (0)	29.79s (0)		+4.5
6 GEE SMITH	9	22.0m	3:08.40	60.20s (0)	30.82s (0)		-22.0
9 BETTOR COPAGOODON	10	23.7m	3:08.53	59.09s (0)	30.45s (0)		-6.5
11 VALBONNE	11	25.5m	3:08.67	59.49s (1)	30.60s (4)		-11.9
10 TRIROYALE BRIGADE	12	28.7m	3:08.92	60.30s (1)	31.20s (2)		-22.9



Sectionals  
Powered  
by



Home of PJ Harness Analyser

Want to know how successful PJ Harness Analyser is?

Click here for regular updates

[www.pjdata.com.au](http://www.pjdata.com.au)

[admin@pjdata.com.au](mailto:admin@pjdata.com.au)

[www.facebook.com/PJHarnessRacing](https://www.facebook.com/PJHarnessRacing)














RWWA and provider are not responsible for the completeness or accuracy of any of the information contained herein, and makes no representations about its suitability for any purpose.

# Gloucester Park Race 8 Distance 2130m

Friday, 3 June 2022

Gross Time: 2:36.80 MileRate: 1:58.50 LeadTime: 37.80s First Qtr: 32.10s Second Qtr: 30.70s Third Qtr: 28.00s Fourth Qtr: 28.20s

No Horse	Plc	Margin	Time	800Time (W)	400 Time (W)	Finish Position and metres gained from 800m
1 SOUND WAVE	1	0.0m	2:36.80	56.20s (0)	28.20s (0)	 0.0
6 MOONLITE DRIVE	2	2.6m	2:36.99	56.23s (1)	28.23s (1)	 -0.3
3 MASTER PUBLISHER	3	7.7m	2:37.37	55.99s (1)	27.93s (1)	 +3.5
10 SECRET OPERATION	4	8.0m	2:37.39	56.49s (0)	28.51s (0)	 -3.7
8 MARKHAM EYRE	5	9.1m	2:37.47	56.45s (2)	28.59s (2)	 -3.1
9 TALKS UP A STORM	6	10.1m	2:37.55	55.73s (0)	27.65s (0)	 +7.4
11 PALATINO	7	10.9m	2:37.61	56.43s (0)	28.45s (0)	 -2.6
4 COOL WATER PADDY	8	12.9m	2:37.76	56.66s (1)	28.67s (1)	 -5.7
2 ICANBOLT	9	15.9m	2:37.98	56.30s (1)	28.22s (1)	 -0.4
7 LITTLE BIT OF FUN	10	17.0m	2:38.06	56.56s (0)	28.46s (0)	 -4.1
5 THE CODE BREAKER	11	21.1m	2:38.36	57.06s (2)	29.06s (2)	 -11.0



Sectionals  
Powered  
by



Home of PJ Harness Analyser

Want to know how successful PJ Harness Analyser is?  
Click here for regular updates

[www.pjdata.com.au](http://www.pjdata.com.au) [admin@pjdata.com.au](mailto:admin@pjdata.com.au) [www.facebook.com/PJHarnessRacing](https://www.facebook.com/PJHarnessRacing)



RWWA and provider are not responsible for the completeness or accuracy of any of the information contained herein, and makes no representations about its suitability for any purpose.



# Gloucester Park Race 9 Distance 2130m

Friday, 3 June 2022

Gross Time: 2:37.90

MileRate: 1:59.30













LeadTime: 38.20s

First Qtr: 31.40s

Second Qtr: 30.80s

Third Qtr: 29.20s

Fourth Qtr: 28.30s

No Horse	Plc	Margin	Time	800Time (W)	400 Time (W)	Finish Position and metres gained from 800m
3 VESPA	1	0.0m	2:37.90	57.50s (0)	28.30s (0)	 0.0
1 MATTJESTIC STAR	2	5.5m	2:38.31	57.61s (0)	28.43s (0)	-1.4 
7 BATAVIA ON FIRE	3	8.8m	2:38.55	56.81s (1)	27.77s (2)	+9.7 
10 MEDIEVAL MAN	4	9.4m	2:38.60	57.58s (0)	28.40s (0)	-0.8 
2 MARQUISARD	5	11.1m	2:38.73	57.55s (1)	28.40s (1)	-0.3 
9 DEEORSE	6	11.7m	2:38.77	56.75s (1)	27.75s (1)	+10.6 
11 MACHS GOLD	7	13.3m	2:38.89	57.57s (0)	28.43s (0)	-0.6 
6 ALLWOODS ROCKNROL	8	16.3m	2:39.11	57.51s (0)	28.35s (0)	+0.2 
12 GOOD TIMES AHEAD	9	17.5m	2:39.20	57.74s (1)	28.58s (1)	-2.9 
5 ROCK ME OVER	10	17.9m	2:39.23	58.65s (1)	29.49s (1)	-15.4 
4 IDEAL CHARM	11	19.7m	2:39.36	58.48s (1)	29.32s (1)	-13.1 
8 EUSTON FLYER	12	25.8m	2:39.82	57.92s (0)	28.78s (0)	-5.5 



Sectionals  
Powered  
by



Home of PJ Harness Analyser

Want to know how successful PJ Harness Analyser is?

Click here for regular updates

[www.pjdata.com.au](http://www.pjdata.com.au)

[admin@pjdata.com.au](mailto:admin@pjdata.com.au)

[www.facebook.com/PJHarnessRacing](https://www.facebook.com/PJHarnessRacing)








RWWA and provider are not responsible for the completeness or accuracy of any of the information contained herein, and makes no representations about its suitability for any purpose.

# Gloucester Park Race 10 Distance 2130m

Friday, 3 June 2022

Gross Time: 2:35.20 MileRate: 1:57.20 LeadTime: 38.70s First Qtr: 30.20s Second Qtr: 29.30s Third Qtr: 28.60s Fourth Qtr: 28.40s

No Horse	Plc	Margin	Time	800Time (W)	400 Time (W)	Finish Position and metres gained from 800m
4 TYPHOON BANNER	1	0.0m	2:35.20	56.70s (0)	28.08s (0)	 +4.2
5 HEEZ OUR PERSEUS	2	2.2m	2:35.36	56.58s (0)	28.10s (1)	 +6.0
3 IDEAL AGENT	3	5.2m	2:35.59	56.93s (1)	28.76s (2)	 +1.3
2 BEAT CITY	4	7.2m	2:35.74	57.38s (1)	28.94s (1)	 -4.9
1 LORD ROSCO	5	34.8m	2:37.80	59.60s (0)	31.00s (0)	 -35



Sectionals  
Powered  
by



Home of PJ Harness Analyser

Want to know how successful PJ Harness Analyser is?  
Click here for regular updates

[www.pjdata.com.au](http://www.pjdata.com.au) [admin@pjdata.com.au](mailto:admin@pjdata.com.au) [www.facebook.com/PJHarnessRacing](https://www.facebook.com/PJHarnessRacing)



RWWA and provider are not responsible for the completeness or accuracy of any of the information contained herein, and makes no representations about its suitability for any purpose.