

Gloucester Park Race 1 Distance 1730m

Friday, 1 July 2022

Gross Time: 2:04.60

MileRate: 1:55.90












LeadTime: 7.90s

First Qtr: 29.90s

Second Qtr: 29.20s

Third Qtr: 28.50s

Fourth Qtr: 29.10s

No Horse	Plc	Margin	Time	800Time (W)	400 Time (W)	Finish Position and metres gained from 800m	
9 IN THE SPOTLIGHT	1	0.0m	2:04.60	57.54s (1)	29.04s (1)		+0.9
3 ACHARNE GIRL	2	0.5m	2:04.64	57.26s (1)	28.77s (2)		+4.9
2 PRECOCIOUS LADY	3	2.7m	2:04.81	57.81s (0)	29.31s (0)		-2.7
10 BEYOND THE SEA	4	4.0m	2:04.91	57.31s (0)	28.84s (1)		+4.5
12 DONTBESILLYCHILLI	5	4.6m	2:04.95	56.99s (1)	28.61s (2)		+9.0
11 FREE WHEELING	6	4.7m	2:04.96	57.28s (1)	28.91s (3)		+4.9
1 ELSAMAY	7	7.1m	2:05.14	57.80s (0)	29.34s (0)		-2.3
7 MISS SASSY	8	8.3m	2:05.23	56.95s (0)	28.69s (0)		+9.8
4 ELLI MIRANDO	9	9.0m	2:05.29	57.39s (0)	29.05s (0)		+3.7
8 VALHALLA MISS	10	9.4m	2:05.32	56.76s (0)	28.76s (1)		+12.6
5 SEE THE WORLD	11	16.4m	2:05.85	57.63s (1)	29.68s (4)		+0.8



Sectionals
Powered
by



Home of PJ Harness Analyser

Want to know how successful PJ Harness Analyser is?

Click here for regular updates

www.pjdata.com.au

admin@pjdata.com.au

www.facebook.com/PJHarnessRacing



RWWA and provider are not responsible for the completeness or accuracy of any of the information contained herein, and makes no representations about its suitability for any purpose.

Gloucester Park Race 2 Distance 2130m

Friday, 1 July 2022

Gross Time: 2:33.20

MileRate: 1:55.70

LeadTime: 35.80s


First Qtr: 29.70s

Second Qtr: 30.40s

Third Qtr: 29.20s

Fourth Qtr: 28.10s

No Horse	Plc	Margin	Time	800Time (W)	400 Time (W)	Finish Position and metres gained from 800m	
6 STAMFORD	1	0.0m	2:33.20	57.30s	(0)	28.10s	(0)
1 ROKORICO	2	2.1m	2:33.36	56.86s	(0)	27.70s	(0)
4 LONGREACH BAY	3	2.4m	2:33.38	57.18s	(0)	28.00s	(0)
10 ILLAWONG MUSTANG	4	6.8m	2:33.70	56.90s	(0)	27.76s	(0)
11 MASTER PUBLISHER	5	9.1m	2:33.87	56.79s	(0)	27.65s	(0)
2 TIGER ROYAL	6	10.0m	2:33.94	57.86s	(1)	28.70s	(1)
12 FASTER THAN DAD	7	10.3m	2:33.96	57.28s	(1)	28.14s	(2)
9 HENRIK LARSSON	8	18.3m	2:34.55	57.57s	(1)	28.89s	(1)
7 COOPER	9	19.4m	2:34.63	57.27s	(1)	28.69s	(1)
8 IDEAL CHARM	10	20.2m	2:34.69	57.31s	(0)	28.49s	(1)
5 SEERYANFLY	11	20.6m	2:34.72	58.34s	(1)	29.22s	(2)
3 LA SULEIMAN	12	21.8m	2:34.81	57.11s	(0)	27.99s	(0)



Sectionals
Powered
by



Home of PJ Harness Analyser

Want to know how successful PJ Harness Analyser is?
Click here for regular updates

www.pjdata.com.au admin@pjdata.com.au www.facebook.com/PJHarnessRacing



RWWA and provider are not responsible for the completeness or accuracy of any of the information contained herein, and makes no representations about its suitability for any purpose.

Gloucester Park Race 3 Distance 2130m

Friday, 1 July 2022

Gross Time: 2:35.20

MileRate: 1:57.20













LeadTime: 37.50s

First Qtr: 30.80s

Second Qtr: 30.70s

Third Qtr: 28.30s

Fourth Qtr: 27.90s

No Horse	Plc	Margin	Time	800Time (W)	400 Time (W)	Finish Position and metres gained from 800m
1 VALBONNE	1	0.0m	2:35.20	56.20s (0)	27.90s (0)	 0.0
2 RUPERT OF LINCOLN	2	3.8m	2:35.48	56.12s (0)	27.82s (0)	 +1.3
6 FANCI A DANCE	3	4.4m	2:35.52	56.44s (1)	28.10s (1)	 -3.3
8 PRADASON	4	6.7m	2:35.69	56.33s (1)	27.99s (1)	 -1.6
12 ALTA RHETT	5	11.0m	2:36.01	56.07s (0)	27.69s (0)	 +2.4
4 MATTJESTIC STAR	6	13.0m	2:36.15	56.49s (1)	28.15s (1)	 -3.6
10 SAMEPLACE SAMETIME	7	13.3m	2:36.18	56.54s (0)	28.14s (0)	 -4.2
11 EUPHORIA	8	15.3m	2:36.32	56.48s (2)	28.64s (2)	 -3.4
9 TEXAS TARA	9	21.2m	2:36.76	56.60s (1)	28.35s (1)	 -4.7
5 DISCO UNDER FIRE	10	23.3m	2:36.91	56.43s (1)	28.19s (1)	 -2.3
7 BETTOR BE LIVELY	11	26.2m	2:37.12	56.58s (0)	28.14s (0)	 -2.3
3 THE LAST DROP	12	29.9m	2:37.39	57.17s (0)	28.73s (0)	 -12.5



Sectionals
Powered
by



Home of PJ Harness Analyser

Want to know how successful PJ Harness Analyser is?

Click here for regular updates

www.pjdata.com.au

admin@pjdata.com.au

www.facebook.com/PJHarnessRacing



RWWA and provider are not responsible for the completeness or accuracy of any of the information contained herein, and makes no representations about its suitability for any purpose.

Gloucester Park Race 4 Distance 2130m

Friday, 1 July 2022

Gross Time: 2:33.30

MileRate: 1:55.80










LeadTime: 37.60s

First Qtr: 30.90s

Second Qtr: 29.20s

Third Qtr: 28.50s

Fourth Qtr: 27.10s

No Horse	Plc	Margin	Time	800Time (W)	400 Time (W)	Finish Position and metres gained from 800m
1 LAVRA JOE	1	0.0m	2:33.30	55.60s (0)	27.10s (0)	 0.0
2 TYPHOON BANNER	2	4.1m	2:33.59	55.57s (0)	27.09s (0)	 +0.4
3 WILL I ROCKNROLL	3	6.2m	2:33.74	55.46s (0)	26.98s (0)	 +2.0
9 GLENLEDI CHIEF	4	8.3m	2:33.89	56.05s (1)	27.55s (1)	 -6.3
4 CAVEMAN	5	12.0m	2:34.16	56.04s (1)	27.49s (1)	 -6.1
5 RAGAZZO MACH	6	12.6m	2:34.20	55.80s (1)	27.26s (1)	 -2.7
6 OUR STAR WATCH	7	12.9m	2:34.22	55.66s (0)	27.16s (0)	 -0.8
8 HEEZ OUR PERSEUS	8	14.9m	2:34.36	55.50s (0)	27.00s (1)	 +1.5
7 MEDIEVAL MAN	9	20.0m	2:34.73	55.59s (0)	27.11s (0)	 +0.3



Sectionals
Powered
by



Home of PJ Harness Analyser

Want to know how successful PJ Harness Analyser is?
Click here for regular updates

www.pjdata.com.au

admin@pjdata.com.au

www.facebook.com/PJHarnessRacing









RWWA and provider are not responsible for the completeness or accuracy of any of the information contained herein, and makes no representations about its suitability for any purpose.

Gloucester Park Race 5 Distance 2536m

Friday, 1 July 2022

Gross Time: 3:12.70 MileRate: 2:02.30 LeadTime: 72.60s First Qtr: 32.70s Second Qtr: 31.10s Third Qtr: 29.30s Fourth Qtr: 27.00s

No Horse	Plc	Margin	Time	800Time (W)	400 Time (W)	Finish Position and metres gained from 800m
1 JUMPINGJACKMAC	1	0.0m	3:12.70	56.30s (0)	27.00s (0)	 0.0
5 TO FAST TO SERIOUS	2	3.3m	3:12.93	56.01s (1)	26.75s (1)	 +3.8
3 CHICAGO BULL	3	4.1m	3:12.99	56.35s (1)	27.07s (1)	 -0.8
2 VULTAN TIN	4	6.0m	3:13.13	56.39s (0)	27.09s (0)	 -1.3
4 BLETCHLEY PARK	5	8.9m	3:13.33	56.31s (0)	26.99s (0)	 -0.4
6 DIEGO	6	12.3m	3:13.57	56.23s (0)	26.91s (0)	 +0.6



Sectionals
Powered
by



Home of PJ Harness Analyser

Want to know how successful PJ Harness Analyser is?
Click here for regular updates

www.pjdata.com.au admin@pjdata.com.au www.facebook.com/PJHarnessRacing











RWWA and provider are not responsible for the completeness or accuracy of any of the information contained herein, and makes no representations about its suitability for any purpose.

Gloucester Park Race 6 Distance 2130m

Friday, 1 July 2022

Gross Time: 2:32.60 MileRate: 1:55.30 LeadTime: 35.60s First Qtr: 29.20s Second Qtr: 29.50s Third Qtr: 29.60s Fourth Qtr: 28.70s

No Horse	Plc	Margin	Time	800Time (W)	400 Time (W)	Finish Position and metres gained from 800m	
6 MISS LIMELIGHT	1	0.0m	2:32.60	57.68s (2)	28.60s (2)		+8.5
4 MISS LAMARR	2	22.5m	2:34.30	59.08s (0)	29.36s (0)	-9.9	
7 ANGEL IN WHITE	3	26.0m	2:34.56	60.16s (1)	30.56s (1)	-24.6	
2 LADY JADORE	4	28.6m	2:34.75	60.45s (0)	30.85s (0)	-28.6	
3 AREU TALKIN	5	34.6m	2:35.21	60.31s (0)	30.57s (0)	-26.4	
8 FIFTY FIVE REBORN	6	36.9m	2:35.38	60.14s (1)	30.70s (1)	-24.1	
1 LOVE AND KISSES	7	37.5m	2:35.43	60.83s (0)	31.13s (0)	-33.4	
5 SAHARA STORM	8	42.7m	2:35.82	61.12s (1)	31.40s (1)	-37.2	



Sectionals
Powered
by



Home of PJ Harness Analyser

Want to know how successful PJ Harness Analyser is?

Click here for regular updates

www.pjdata.com.au admin@pjdata.com.au www.facebook.com/PJHarnessRacing














RWWA and provider are not responsible for the completeness or accuracy of any of the information contained herein, and makes no representations about its suitability for any purpose.

Gloucester Park Race 7 Distance 2503m

Friday, 1 July 2022

Gross Time: 3:14.70 MileRate: 2:05.20 LeadTime: 75.80s First Qtr: 31.80s Second Qtr: 31.00s Third Qtr: 28.50s Fourth Qtr: 27.60s

No Horse	Plc	Margin	Time	800Time (W)	400 Time (W)	Finish Position and metres gained from 800m
2 JOEY JAMES	1	0.0m	3:14.70	55.80s (0)	27.34s (0)	 +4.2
4 DEEORSE	2	1.9m	3:14.84	55.64s (0)	27.22s (0)	 +6.6
3 YANKEE LINCOLN	3	3.9m	3:14.98	56.38s (0)	27.88s (0)	 -3.9
6 AMERICAN BULLITT	4	6.0m	3:15.14	55.64s (0)	27.26s (0)	 +6.7
8 TWOBOb CRACKER	5	12.1m	3:15.58	56.48s (1)	27.85s (2)	 -5.0
11 BLITZEMBYE	6	12.7m	3:15.62	56.02s (2)	28.26s (2)	 +1.4
5 MAJOR ARTIST	7	14.0m	3:15.72	55.96s (0)	27.52s (0)	 +2.4
9 LEAP OF FAITH	8	17.5m	3:15.97	55.87s (0)	27.43s (0)	 +3.7
1 PONTEVIVO	9	18.7m	3:16.06	56.10s (1)	27.76s (1)	 +0.5
7 MIDDLEPAGE	10	20.6m	3:16.20	57.40s (1)	28.77s (1)	 -2.8
10 GOOD TIMES AHEAD	11	22.9m	3:16.36	56.98s (1)	28.36s (1)	 -11.9



Sectionals
Powered
by



Home of PJ Harness Analyser

Want to know how successful PJ Harness Analyser is?
Click here for regular updates

www.pjdata.com.au admin@pjdata.com.au www.facebook.com/PJHarnessRacing



RWWA and provider are not responsible for the completeness or accuracy of any of the information contained herein, and makes no representations about its suitability for any purpose.

Gloucester Park Race 8 Distance 2130m

Friday, 1 July 2022

Gross Time: 2:35.80

MileRate: 1:57.70












LeadTime: 38.70s

First Qtr: 31.10s

Second Qtr: 29.60s

Third Qtr: 27.90s

Fourth Qtr: 28.50s

No Horse	Plc	Margin	Time	800Time (W)	400 Time (W)	Finish Position and metres gained from 800m	
11 THE GOOD LIFE	1	0.0m	2:35.80	55.58s (1)	28.42s (1)		+11.8
10 ALLWOODS ROCKNROL	2	4.7m	2:36.15	56.45s (0)	28.53s (0)		-0.4
2 IONA DIAMOND	3	5.3m	2:36.20	56.24s (0)	28.32s (0)		+2.8
1 SOHO GIGOLO	4	9.5m	2:36.51	57.11s (0)	29.21s (0)		-9.5
3 ONE FOR DAVE ANDME	5	18.4m	2:37.18	56.62s (0)	28.68s (0)		-1.7
12 BILLY MACK	6	19.1m	2:37.23	56.97s (0)	29.05s (0)		-6.7
5 BURGHLEY SHARD	7	22.6m	2:37.49	56.97s (1)	29.19s (1)		-6.4
7 MACHS GOLD	8	22.8m	2:37.51	56.65s (0)	28.73s (0)		-1.7
8 PIERRE WHITBY	9	25.1m	2:37.68	56.74s (1)	29.02s (1)		-2.9
4 HAVE AGO JOE	10	33.2m	2:38.29	58.37s (1)	30.26s (2)		-25.7
6 ATHABASCAN	11	36.1m	2:38.50	58.88s (1)	30.62s (1)		-32.9



Sectionals
Powered
by



Home of PJ Harness Analyser

Want to know how successful PJ Harness Analyser is?

Click here for regular updates

www.pjdata.com.au

admin@pjdata.com.au

www.facebook.com/PJHarnessRacing











RWWA and provider are not responsible for the completeness or accuracy of any of the information contained herein, and makes no representations about its suitability for any purpose.

Gloucester Park Race 9 Distance 2130m

Friday, 1 July 2022

Gross Time: 2:37.20 MileRate: 1:58.70 LeadTime: 38.90s First Qtr: 31.70s Second Qtr: 30.10s Third Qtr: 28.10s Fourth Qtr: 28.40s

No Horse	Plc	Margin	Time	800Time (W)	400 Time (W)	Finish Position and metres gained from 800m
4 BEAT CITY	1	0.0m	2:37.20	56.34s (1)	28.26s (1)	 +2.3
1 REGAL CHEVAL	2	0.4m	2:37.23	56.53s (0)	28.43s (0)	 -0.4
5 VESPA	3	4.9m	2:37.57	56.23s (0)	28.11s (0)	 +4.3
2 WHATABRO	4	5.1m	2:37.58	56.54s (0)	28.42s (0)	 -0.2
3 BRACKEN SKY	5	6.1m	2:37.66	56.24s (1)	28.29s (2)	 +4.2
8 JASPERVELLABEACH	6	10.7m	2:38.00	56.30s (1)	28.30s (1)	 +3.6
7 MARQUISARD	7	11.2m	2:38.04	56.40s (0)	28.32s (0)	 +2.3
6 WALSH	8	12.2m	2:38.11	56.97s (1)	28.71s (1)	 -5.9



Sectionals
Powered
by



Home of PJ Harness Analyser

Want to know how successful PJ Harness Analyser is?
Click here for regular updates

www.pjdata.com.au admin@pjdata.com.au www.facebook.com/PJHarnessRacing








RWWA and provider are not responsible for the completeness or accuracy of any of the information contained herein, and makes no representations about its suitability for any purpose.

Gloucester Park Race 10 Distance 2130m

Friday, 1 July 2022

Gross Time: 2:42.10 MileRate: 2:02.50 LeadTime: 41.50s First Qtr: 32.40s Second Qtr: 31.10s Third Qtr: 29.40s Fourth Qtr: 27.70s

No Horse	Plc	Margin	Time	800Time (W)	400 Time (W)	Finish Position and metres gained from 800m	
1 RONALD SCOTT	1	0.0m	2:42.10	57.10s (0)	27.70s (0)	 0.0	
3 REDDY TO FLY	2	5.3m	2:42.49	57.33s (1)	28.04s (1)	 -3.1	
4 LOW FLYIN	3	15.6m	2:43.24	57.78s (1)	28.51s (1)	 -9.3	
2 NEVERTELLMETHEODD	4	19.0m	2:43.48	58.16s (0)	28.70s (0)	 -14.6	
5 WESTCOASTER	5	20.4m	2:43.59	57.95s (0)	28.39s (0)	 -11.6	



Sectionals
Powered
by



Home of PJ Harness Analyser

Want to know how successful PJ Harness Analyser is?
Click here for regular updates

www.pjdata.com.au admin@pjdata.com.au www.facebook.com/PJHarnessRacing



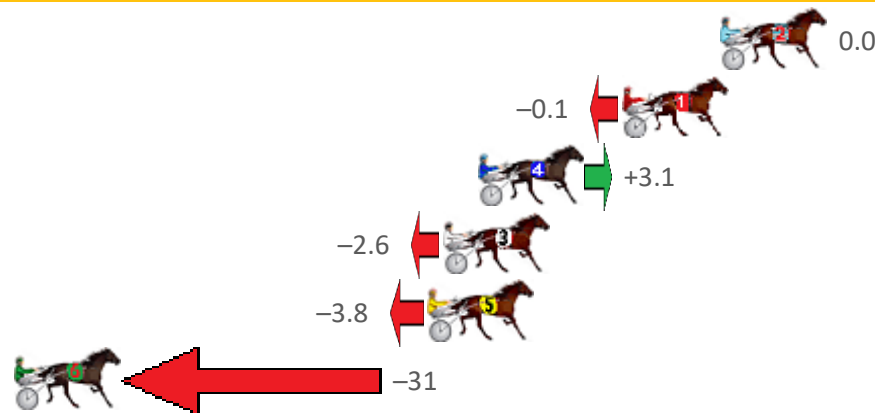
RWWA and provider are not responsible for the completeness or accuracy of any of the information contained herein, and makes no representations about its suitability for any purpose.

Gloucester Park Race 11 Distance 2130m

Friday, 1 July 2022

Gross Time: 2:45.90 MileRate: 2:05.30 LeadTime: 41.60s First Qtr: 34.10s Second Qtr: 31.70s Third Qtr: 29.90s Fourth Qtr: 28.60s

No Horse	Plc	Margin	Time	800Time (W)	400 Time (W)	Finish Position and metres gained from 800m
2 INDOMITABLE SYMBOL	1	0.0m	2:45.90	58.50s (0)	28.60s (0)	0.0
1 SUGAR BOO	2	3.9m	2:46.19	58.51s (0)	28.63s (0)	-0.1
4 ALLAGLOW	3	9.6m	2:46.62	58.28s (0)	28.42s (1)	+3.1
3 JACKIE DANIELS	4	11.0m	2:46.73	58.71s (0)	28.85s (0)	-2.6
5 VALHALLA ANGEL	5	11.6m	2:46.77	58.79s (1)	28.89s (1)	-3.8
6 FEELING EMPATHY	6	33.6m	2:48.42	60.76s (1)	30.84s (1)	-31



Sectionals
Powered
by



Home of PJ Harness Analyser

Want to know how successful PJ Harness Analyser is?
Click here for regular updates

www.pjdata.com.au admin@pjdata.com.au www.facebook.com/PJHarnessRacing



RWWA and provider are not responsible for the completeness or accuracy of any of the information contained herein, and makes no representations about its suitability for any purpose.