

# Gloucester Park Race 1 Distance 2130m

Tuesday, 12 July 2022

Gross Time: 2:37.60 MileRate: 1:59.10 LeadTime: 38.50s First Qtr: 32.20s Second Qtr: 29.80s Third Qtr: 29.00s Fourth Qtr: 28.10s

No Horse	Plc	Margin	Time	800Time (W)	400 Time (W)	Finish Position and metres gained from 800m
9 LADY JADORE	1	0.0m	2:37.60	57.10s (0)	28.10s (0)	0.0
10 THE AMBER HARE	2	5.3m	2:37.99	57.09s (1)	28.21s (1)	+0.3
2 SISTER ACT	3	10.9m	2:38.41	57.31s (0)	28.31s (0)	-2.6
11 LOVE AND KISSES	4	13.7m	2:38.61	57.15s (1)	28.19s (1)	-0.4
1 SHEHADI	5	14.6m	2:38.68	57.88s (0)	28.86s (0)	-10.4
6 GODDESS OF REASON	6	16.7m	2:38.83	57.39s (0)	28.45s (0)	-3.7
5 BETTYS LASS	7	21.6m	2:39.20	57.42s (0)	28.46s (0)	-3.8
8 JUST FOR LOVE	8	22.5m	2:39.26	57.18s (0)	28.24s (0)	-0.6
7 FIREBALL FRIDAY	9	27.0m	2:39.59	57.87s (1)	28.91s (1)	-10.1
4 ALTAMATUM	10	28.8m	2:39.73	57.67s (1)	28.63s (1)	-7.2
3 STAR FOR ME	11	29.7m	2:39.79	58.61s (1)	29.63s (1)	-20.3



Sectionals  
Powered  
by



Home of PJ Harness Analyser  
 Want to know how successful PJ Harness Analyser is?  
 Click here for regular updates  
[www.pjdata.com.au](http://www.pjdata.com.au) [admin@pjdata.com.au](mailto:admin@pjdata.com.au) [www.facebook.com/PJHarnessRacing](https://www.facebook.com/PJHarnessRacing)



RWWA and provider are not responsible for the completeness or accuracy of any of the information contained herein, and makes no representations about its suitability for any purpose.

# Gloucester Park Race 2 Distance 2130m

Tuesday, 12 July 2022

Gross Time: 2:37.20 MileRate: 1:58.70 LeadTime: 39.40s First Qtr: 31.00s Second Qtr: 29.80s Third Qtr: 28.70s Fourth Qtr: 28.30s

No Horse	Plc	Margin	Time	800Time (W)	400 Time (W)	Finish Position and metres gained from 800m
8 LADY ZEGNA	1	0.0m	2:37.20	56.02s (1)	27.70s (2)	+13.7
5 BENJI	2	2.5m	2:37.39	57.07s (1)	28.38s (1)	-0.8
3 DOCTOR STEVE	3	4.5m	2:37.53	57.33s (0)	28.63s (0)	-4.5
4 NAME IN LIGHTS	4	8.3m	2:37.82	57.00s (0)	28.26s (1)	+0.4
6 OHOKA TITAN	5	8.7m	2:37.85	56.93s (1)	28.60s (2)	+1.4
2 AINSWORTH	6	12.3m	2:38.11	57.51s (1)	28.85s (1)	-6.7
9 GENERAL JOLT	7	13.2m	2:38.18	57.06s (0)	28.34s (1)	-0.3
1 DWAYNE	8	34.0m	2:39.73	59.19s (0)	30.39s (0)	-29.2



Sectionals  
Powered  
by



Home of PJ Harness Analyser

Want to know how successful PJ Harness Analyser is?  
Click here for regular updates

[www.pjdata.com.au](http://www.pjdata.com.au) [admin@pjdata.com.au](mailto:admin@pjdata.com.au) [www.facebook.com/PJHarnessRacing](https://www.facebook.com/PJHarnessRacing)



RWWA and provider are not responsible for the completeness or accuracy of any of the information contained herein, and makes no representations about its suitability for any purpose.

# Gloucester Park Race 3 Distance 2536m

Tuesday, 12 July 2022

Gross Time: 3:09.40 MileRate: 2:00.20 LeadTime: 71.00s First Qtr: 31.30s Second Qtr: 28.80s Third Qtr: 29.00s Fourth Qtr: 29.30s

No Horse	Plc	Margin	Time	800Time (W)	400 Time (W)	Finish Position and metres gained from 800m
5 ROCK ON THE BEACH	1	0.0m	3:09.40	58.30s (0)	29.30s (0)	0.0
3 PONTEVIVO	2	0.4m	3:09.43	58.23s (1)	29.21s (1)	+1.0
1 JILLIBY JAKE	3	4.8m	3:09.77	58.39s (0)	29.39s (0)	-0.9
9 SOHO GIGOLO	4	5.0m	3:09.78	58.02s (1)	28.94s (1)	+4.2
7 TUX AND TAILS	5	8.4m	3:10.05	57.97s (1)	28.90s (1)	+5.3
4 OH WHAT A COUNTRY	6	9.8m	3:10.15	58.11s (0)	29.11s (0)	+3.3
2 APOLOGIZE	7	10.5m	3:10.21	58.73s (1)	29.66s (1)	-5.2
10 OUR SURROGATE	8	12.0m	3:10.32	58.60s (0)	29.64s (0)	-3.3
6 ALFREDI	9	12.3m	3:10.35	57.95s (1)	28.90s (1)	+5.9
8 ROCKINTHEBOX	10	43.9m	3:12.77	59.57s (0)	30.29s (0)	-14.6



Sectionals  
Powered  
by



Home of PJ Harness Analyser  
 Want to know how successful PJ Harness Analyser is?  
 Click here for regular updates  
[www.pjdata.com.au](http://www.pjdata.com.au) [admin@pjdata.com.au](mailto:admin@pjdata.com.au) [www.facebook.com/PJHarnessRacing](https://www.facebook.com/PJHarnessRacing)



RWWA and provider are not responsible for the completeness or accuracy of any of the information contained herein, and makes no representations about its suitability for any purpose.

# Gloucester Park Race 4 Distance 2130m

Tuesday, 12 July 2022

Gross Time: 2:36.90 MileRate: 1:58.60 LeadTime: 37.80s First Qtr: 30.60s Second Qtr: 29.80s Third Qtr: 29.20s Fourth Qtr: 29.50s

No Horse	Plc	Margin	Time	800Time (W)	400 Time (W)	Finish Position and metres gained from 800m
5 IM SPIDERMAN	1	0.0m	2:36.90	57.92s (1)	28.74s (1)	+10.8
4 MANIFESTLY EXCESIV	2	0.4m	2:36.93	58.57s (1)	29.45s (1)	+1.8
3 ROCKMENOW	3	0.4m	2:36.93	58.25s (1)	29.09s (1)	+6.2
6 TEVARICH	4	2.2m	2:37.07	58.27s (0)	28.99s (0)	+6.1
1 A COLTNAMEDSU	5	3.9m	2:37.20	59.00s (0)	29.80s (0)	-3.9
2 LA SULEIMAN	6	5.6m	2:37.33	58.85s (0)	29.51s (0)	-1.7
9 CROWDED REACTOR	7	5.8m	2:37.35	57.81s (0)	28.61s (0)	+12.7
8 MACHS GOLD	8	8.0m	2:37.52	58.24s (1)	29.06s (1)	+6.9
7 SAMEPLACE SAMETIME	9	9.8m	2:37.66	58.46s (0)	29.26s (0)	+4.0



Sectionals  
Powered  
by



Home of PJ Harness Analyser  
 Want to know how successful PJ Harness Analyser is?  
 Click here for regular updates  
[www.pjdata.com.au](http://www.pjdata.com.au) [admin@pjdata.com.au](mailto:admin@pjdata.com.au) [www.facebook.com/PJHarnessRacing](https://www.facebook.com/PJHarnessRacing)















RWWA and provider are not responsible for the completeness or accuracy of any of the information contained herein, and makes no representations about its suitability for any purpose.

# Gloucester Park Race 5 Distance 2130m

Tuesday, 12 July 2022

Gross Time: 2:39.00 MileRate: 2:00.10 LeadTime: 39.00s First Qtr: 31.90s Second Qtr: 31.00s Third Qtr: 29.00s Fourth Qtr: 28.10s

No Horse	Plc	Margin	Time	800Time (W)	400 Time (W)	Finish Position and metres gained from 800m	
1 LEAP OF FAITH	1	0.0m	2:39.00	57.10s (0)	28.10s (0)		 0.0
2 DELIGHTFULL	2	3.8m	2:39.28	57.06s (0)	28.00s (0)		 +0.6
12 SAHARA STORM	3	9.5m	2:39.70	57.60s (1)	28.66s (1)	-6.7	
10 THE LIGHTNING STRIKE	4	21.8m	2:40.61	58.01s (0)	28.67s (0)	-12.1	
8 MISTER ARDEE	5	22.7m	2:40.68	57.42s (1)	28.33s (1)	-3.8	
4 JESSE ALLWOOD	6	23.3m	2:40.72	58.34s (1)	28.94s (1)	-15.6	
11 ROCK ME OVER	7	23.9m	2:40.77	57.81s (1)	28.80s (2)	-4.9	
6 MAJOR ARTIST	8	24.3m	2:40.79	57.25s (1)	28.19s (1)	-1.5	
3 MISTER MACH	9	25.3m	2:40.87	58.19s (1)	28.79s (1)	-14.5	
5 C C CHEVRON	10	26.1m	2:40.93	58.01s (0)	28.69s (0)	-11.9	
7 FLYING MISTER IDEAL	11	27.7m	2:41.05	57.53s (0)	28.18s (1)	-5.2	
9 THE LAST DROP	12	30.7m	2:41.27	58.05s (0)	28.67s (0)	-12.4	



Sectionals  
Powered  
by



Home of PJ Harness Analyser  
Want to know how successful PJ Harness Analyser is?  
Click here for regular updates

[www.pjdata.com.au](http://www.pjdata.com.au) [admin@pjdata.com.au](mailto:admin@pjdata.com.au) [www.facebook.com/PJHarnessRacing](https://www.facebook.com/PJHarnessRacing)













RWWA and provider are not responsible for the completeness or accuracy of any of the information contained herein, and makes no representations about its suitability for any purpose.



# Gloucester Park Race 6 Distance 2536m

Tuesday, 12 July 2022

Gross Time: 3:12.90 MileRate: 2:02.40 LeadTime: 71.90s First Qtr: 31.90s Second Qtr: 30.70s Third Qtr: 29.80s Fourth Qtr: 28.60s

No Horse	Plc	Margin	Time	800Time (W)	400 Time (W)	Finish Position and metres gained from 800m
2 DESTINED TO RULE	1	0.0m	3:12.90	57.94s (1)	28.28s (2)	
1 ULTIMATE ROCKER	2	1.9m	3:13.04	58.54s (0)	28.74s (0)	
10 TRIPLE BRIE	3	4.3m	3:13.22	58.42s (0)	28.58s (0)	
5 RAGING ROMEO	4	7.3m	3:13.45	58.05s (0)	28.33s (0)	
6 STRIKE MASTER	5	12.0m	3:13.80	58.56s (1)	28.98s (3)	
3 ROCKNROLL WHITBY	6	12.4m	3:13.83	57.77s (0)	28.15s (0)	
9 TRITTRITTBANGBANG	7	17.2m	3:14.19	58.49s (0)	28.83s (1)	
8 JOE WITH THE FLOW	8	17.5m	3:14.21	58.67s (1)	29.05s (2)	
4 MAKE IT QUICK	9	17.6m	3:14.22	59.12s (0)	29.22s (1)	
7 DYNAMITE BEACH	10	23.0m	3:14.63	59.99s (1)	30.11s (1)	



Sectionals  
Powered  
by



Home of PJ Harness Analyser  
Want to know how successful PJ Harness Analyser is?  
Click here for regular updates

[www.pjdata.com.au](http://www.pjdata.com.au) [admin@pjdata.com.au](mailto:admin@pjdata.com.au) [www.facebook.com/PJHarnessRacing](https://www.facebook.com/PJHarnessRacing)



RWWA and provider are not responsible for the completeness or accuracy of any of the information contained herein, and makes no representations about its suitability for any purpose.

# Gloucester Park Race 7 Distance 2130m

Tuesday, 12 July 2022

Gross Time: 2:36.20 MileRate: 1:58.00 LeadTime: 36.10s First Qtr: 31.70s Second Qtr: 30.40s Third Qtr: 29.30s Fourth Qtr: 28.70s

No Horse	Plc	Margin	Time	800Time (W)	400 Time (W)	Finish Position and metres gained from 800m
7 LOUIE THE LIP	1	0.0m	2:36.20	57.20s (2)	28.41s (3)	+11.0
4 LINEBACKER	2	4.2m	2:36.52	58.02s (0)	28.76s (0)	-0.1
2 SKIPPYS DELIGHT	3	6.1m	2:36.66	58.46s (0)	29.16s (0)	-6.1
1 AMERICAN DUTCHESS	4	12.6m	2:37.15	58.35s (0)	29.07s (0)	-4.4
3 LETS ROLL THE DICE	5	16.3m	2:37.43	58.79s (2)	29.70s (2)	-10.2
10 STARS OF GOLD	6	16.7m	2:37.46	58.34s (0)	29.04s (0)	-4.1
5 RUSINOL	7	21.0m	2:37.78	58.84s (1)	29.60s (1)	-10.8
12 SIR BELVEDERE	8	21.1m	2:37.79	58.09s (0)	28.95s (0)	-0.5
11 BATAVIA STREAMLINE	9	25.8m	2:38.14	58.74s (0)	29.42s (1)	-3.3
8 JIVING JOLT	10	28.0m	2:38.31	58.31s (0)	29.27s (1)	-1.1
6 EL PASO DE MARKO	11	39.3m	2:39.16	60.80s (1)	31.28s (1)	-37.1
9 GO WIDGIE	12	46.6m	2:39.71	60.29s (1)	30.89s (2)	-29.8



Sectionals  
Powered  
by



Home of PJ Harness Analyser

Want to know how successful PJ Harness Analyser is?  
Click here for regular updates











[www.pjdata.com.au](http://www.pjdata.com.au) [admin@pjdata.com.au](mailto:admin@pjdata.com.au) [www.facebook.com/PJHarnessRacing](https://www.facebook.com/PJHarnessRacing)



# Gloucester Park Race 8 Distance 2130m

Tuesday, 12 July 2022

Gross Time: 2:36.30 MileRate: 1:58.10 LeadTime: 37.20s First Qtr: 30.50s Second Qtr: 30.00s Third Qtr: 28.90s Fourth Qtr: 29.70s

No Horse	Plc	Margin	Time	800Time (W)	400 Time (W)	Finish Position and metres gained from 800m
2 ROLLINDOWNTHERIVER	1	0.0m	2:36.30	58.60s (0)	29.70s (0)	 0.0
1 PATH OF GOLD	2	7.8m	2:36.91	58.89s (0)	29.97s (0)	-3.3 
7 SPEEDWAGON	3	12.8m	2:37.30	58.14s (1)	29.15s (3)	+7.5 
10 FOUR STARZZZ HAWK	4	12.9m	2:37.30	58.90s (0)	29.34s (0)	-3.1 
8 BITOFDUTCHCOURAGE	5	14.5m	2:37.43	57.97s (1)	28.98s (3)	+10.0 
9 THE MERCENARY	6	35.6m	2:39.07	60.37s (0)	30.61s (0)	-21.7 
6 HOKULANI	7	42.0m	2:39.57	60.69s (1)	30.81s (1)	-25.6 
5 TIGER BY THE TAIL	8	51.5m	2:40.31	62.53s (1)	32.77s (0)	-50.4 
4 READY TO ATTACK	9	56.7m	2:40.71	62.25s (1)	32.31s (2)	-46.1 
3 IDEAL SECRET	10	57.6m	2:40.78	62.66s (1)	32.50s (1)	-51.7 



Sectionals  
Powered  
by



Home of PJ Harness Analyser  
Want to know how successful PJ Harness Analyser is?  
Click here for regular updates

[www.pjdata.com.au](http://www.pjdata.com.au) [admin@pjdata.com.au](mailto:admin@pjdata.com.au) [www.facebook.com/PJHarnessRacing](https://www.facebook.com/PJHarnessRacing)





# Gloucester Park Race 9 Distance 2130m

Tuesday, 12 July 2022

Gross Time: 2:39.30 MileRate: 2:00.40 LeadTime: 37.00s First Qtr: 33.00s Second Qtr: 31.20s Third Qtr: 28.60s Fourth Qtr: 29.50s

No Horse	Plc	Margin	Time	800Time (W)	400 Time (W)	Finish Position and metres gained from 800m
7 WANEA	1	0.0m	2:39.30	58.10s (0)	29.50s (0)	0.0
6 CABS AV	2	0.5m	2:39.34	58.00s (1)	29.46s (1)	+1.5
3 HUNT THE MAGIC	3	4.3m	2:39.63	57.97s (1)	29.19s (1)	+2.2
2 LUCIENNE	4	4.9m	2:39.68	57.86s (0)	29.19s (0)	+3.8
4 POCKETFUL OF OPALS	5	7.4m	2:39.87	58.35s (0)	29.65s (0)	-2.9



Sectionals  
Powered  
by



Home of PJ Harness Analyser

Want to know how successful PJ Harness Analyser is?  
Click here for regular updates

[www.pjdata.com.au](http://www.pjdata.com.au) [admin@pjdata.com.au](mailto:admin@pjdata.com.au) [www.facebook.com/PJHarnessRacing](https://www.facebook.com/PJHarnessRacing)



RWWA and provider are not responsible for the completeness or accuracy of any of the information contained herein, and makes no representations about its suitability for any purpose.