

# Gloucester Park Race 1 Distance 2130m

Friday, 15 July 2022

Gross Time: 2:34.70 MileRate: 1:56.90 LeadTime: 37.00s First Qtr: 30.80s Second Qtr: 29.80s Third Qtr: 27.90s Fourth Qtr: 29.20s

No Horse	Plc	Margin	Time	800Time (W)	400 Time (W)	Finish Position and metres gained from 800m
10 ROBBIE ROCKET	1	0.0m	2:34.70	56.48s (0)	28.56s (0)	+8.9
9 HILLVIEW BONDI	2	3.2m	2:34.95	57.21s (1)	29.26s (1)	-1.2
3 JUSTLIKE TURBO	3	5.0m	2:35.08	56.60s (0)	28.66s (0)	+7.7
2 ROKORICO	4	5.3m	2:35.11	57.05s (1)	29.10s (1)	+1.3
7 MASTER LEIGHTON	5	6.7m	2:35.21	56.33s (1)	28.89s (1)	+11.8
11 MARKHAM EYRE	6	7.6m	2:35.28	56.98s (2)	29.52s (2)	+2.5
8 ADDA TARANTELLA	7	8.2m	2:35.33	56.57s (0)	28.55s (0)	+8.5
5 IDEAL CHARM	8	14.4m	2:35.80	56.62s (1)	28.98s (1)	+8.4
6 LONGREACH BAY	9	17.3m	2:36.03	58.43s (0)	30.53s (0)	-17.3
1 WESTERN ARTERRA	10	18.2m	2:36.09	58.19s (0)	30.27s (0)	-13.9
12 ORLANDO BLUE	11	19.9m	2:36.22	57.64s (1)	30.10s (2)	-5.8
4 STAR ARMBRO	12	22.9m	2:36.45	57.37s (0)	29.31s (0)	-1.6



Sectionals  
Powered  
by



Home of PJ Harness Analyser  
 Want to know how successful PJ Harness Analyser is?  
 Click here for regular updates  
[www.pjdata.com.au](http://www.pjdata.com.au) [admin@pjdata.com.au](mailto:admin@pjdata.com.au) [www.facebook.com/PJHarnessRacing](https://www.facebook.com/PJHarnessRacing)



RWWA and provider are not responsible for the completeness or accuracy of any of the information contained herein, and makes no representations about its suitability for any purpose.

# Gloucester Park Race 2 Distance 2130m

Friday, 15 July 2022

Gross Time: 2:36.10 MileRate: 1:58.00 LeadTime: 38.10s First Qtr: 31.20s Second Qtr: 30.20s Third Qtr: 28.30s Fourth Qtr: 28.30s

No Horse	Plc	Margin	Time	800Time (W)	400 Time (W)	Finish Position and metres gained from 800m
2 HEEZ OUR PERSEUS	1	0.0m	2:36.10	56.60s (0)	28.30s (0)	0.0
3 SHADOW ROLL	2	5.7m	2:36.52	56.50s (1)	28.08s (1)	+1.7
8 RUPERT OF LINCOLN	3	8.7m	2:36.75	57.03s (1)	28.60s (1)	-5.6
10 POCKET THE CASH	4	9.2m	2:36.78	56.66s (0)	28.18s (0)	-0.4
12 VESPA	5	10.9m	2:36.91	56.59s (1)	28.19s (1)	+0.8
11 ALLWOODS ROCKNROL	6	14.0m	2:37.14	56.72s (0)	28.22s (0)	-0.9
1 C C CHEVRON	7	15.0m	2:37.22	57.40s (0)	28.92s (0)	-10.4
4 TWOANDAHALF TIGERS	8	18.1m	2:37.45	56.83s (1)	28.44s (1)	-2.2
5 TUAS DELIGHT	9	19.7m	2:37.56	56.82s (0)	28.34s (0)	-2.1
9 THE KRAKEN	10	19.8m	2:37.57	56.49s (0)	28.07s (0)	+2.7
6 MATTJESTIC STAR	11	21.1m	2:37.67	56.75s (1)	28.37s (1)	-0.9



Sectionals  
Powered  
by



Home of PJ Harness Analyser  
 Want to know how successful PJ Harness Analyser is?  
 Click here for regular updates  
[www.pjdata.com.au](http://www.pjdata.com.au) [admin@pjdata.com.au](mailto:admin@pjdata.com.au) [www.facebook.com/PJHarnessRacing](https://www.facebook.com/PJHarnessRacing)














RWWA and provider are not responsible for the completeness or accuracy of any of the information contained herein, and makes no representations about its suitability for any purpose.

# Gloucester Park Race 3 Distance 2130m

Friday, 15 July 2022

Gross Time: 2:34.60 MileRate: 1:56.80 LeadTime: 35.30s First Qtr: 32.30s Second Qtr: 30.50s Third Qtr: 28.40s Fourth Qtr: 28.10s

No Horse	Plc	Margin	Time	800Time (W)	400 Time (W)	Finish Position and metres gained from 800m
2 BEAT CITY	1	0.0m	2:34.60	56.50s (0)	28.10s (0)	 0.0
10 CAVEMAN	2	6.7m	2:35.09	56.95s (1)	28.51s (1)	-6.1 
1 BRACKEN SKY	3	8.2m	2:35.21	56.79s (0)	28.39s (0)	-3.7 
4 WILL I ROCKNROLL	4	8.3m	2:35.21	56.45s (1)	28.07s (1)	+1.1 
12 BOOM TIME	5	9.8m	2:35.32	56.02s (0)	27.64s (0)	+7.2 
6 JASPERVELLABEACH	6	11.0m	2:35.41	56.71s (0)	28.31s (0)	-2.5 
9 TYPHOON BANNER	7	12.3m	2:35.51	57.05s (1)	28.65s (1)	-7.2 
11 MEDIEVAL MAN	8	13.0m	2:35.56	56.56s (0)	28.16s (0)	-0.2 
7 AL GUERRERO	9	16.8m	2:35.84	56.76s (1)	28.26s (1)	-2.9 
8 GOV STARZZZ	10	18.5m	2:35.97	56.37s (0)	28.01s (0)	+2.8 
5 MARQUISARD	11	22.0m	2:36.22	56.84s (1)	28.34s (1)	-3.9 



Sectionals  
Powered  
by



Home of PJ Harness Analyser

Want to know how successful PJ Harness Analyser is?  
Click here for regular updates

[www.pjdata.com.au](http://www.pjdata.com.au) [admin@pjdata.com.au](mailto:admin@pjdata.com.au) [www.facebook.com/PJHarnessRacing](https://www.facebook.com/PJHarnessRacing)




# Gloucester Park Race 4 Distance 2130m

Friday, 15 July 2022

Gross Time: 2:35.80 MileRate: 1:57.70 LeadTime: 38.00s First Qtr: 31.30s Second Qtr: 30.30s Third Qtr: 28.30s Fourth Qtr: 27.90s

No Horse	Plc	Margin	Time	800Time (W)	400 Time (W)	Finish Position and metres gained from 800m
7 DOMINUS FACTUM	1	0.0m	2:35.80	56.20s (0)	27.90s (0)	0.0
6 MOONLITE DRIVE	2	3.7m	2:36.07	56.33s (1)	27.97s (1)	-1.7
1 ARMA EINSTEIN	3	5.2m	2:36.18	56.26s (0)	27.98s (0)	-0.6
2 SOUND WAVE	4	5.8m	2:36.23	56.01s (0)	27.75s (0)	+3.0
5 ILLAWONG MUSTANG	5	10.9m	2:36.60	55.82s (0)	27.70s (0)	+5.9
4 POWER AND GRACE	6	15.0m	2:36.90	56.40s (0)	28.18s (1)	-2.2
3 REGAL CHEVAL	7	17.3m	2:37.07	57.03s (1)	28.67s (1)	-11.0
8 BLITZEMBYE	8	24.4m	2:37.59	57.25s (1)	29.27s (2)	-13.9
9 WHATABRO	9	25.1m	2:37.64	57.02s (1)	29.06s (2)	-10.6



Sectionals  
Powered  
by



Home of PJ Harness Analyser  
Want to know how successful PJ Harness Analyser is?  
Click here for regular updates

[www.pjdata.com.au](http://www.pjdata.com.au) [admin@pjdata.com.au](mailto:admin@pjdata.com.au) [www.facebook.com/PJHarnessRacing](https://www.facebook.com/PJHarnessRacing)



RWWA and provider are not responsible for the completeness or accuracy of any of the information contained herein, and makes no representations about its suitability for any purpose.

# Gloucester Park Race 5 Distance 2536m

Friday, 15 July 2022

Gross Time: 3:06.00 MileRate: 1:58.10 LeadTime: 71.40s First Qtr: 30.30s Second Qtr: 29.10s Third Qtr: 27.60s Fourth Qtr: 27.60s

No Horse	Plc	Margin	Time	800Time (W)	400 Time (W)	Finish Position and metres gained from 800m
6 MAGNIFICENT STORM	1	0.0m	3:06.00	54.80s (1)	27.10s (2)	+5.8
3 CHICAGO BULL	2	0.4m	3:06.03	55.23s (0)	27.63s (0)	-0.4
1 BLETCHLEY PARK	3	2.5m	3:06.18	55.10s (0)	27.46s (0)	+1.6
2 DIEGO	4	4.0m	3:06.29	54.89s (0)	27.25s (0)	+4.8
4 HANDSANDWHEELS	5	6.0m	3:06.44	54.76s (0)	27.08s (0)	+6.8
7 JUMPINGJACKMAC	6	13.9m	3:07.01	55.53s (1)	28.39s (1)	-4.0
5 VULTAN TIN	7	27.3m	3:07.98	57.08s (1)	29.06s (1)	-25.8



Sectionals  
Powered  
by



Home of PJ Harness Analyser  
Want to know how successful PJ Harness Analyser is?  
Click here for regular updates

[www.pjdata.com.au](http://www.pjdata.com.au) [admin@pjdata.com.au](mailto:admin@pjdata.com.au) [www.facebook.com/PJHarnessRacing](https://www.facebook.com/PJHarnessRacing)













RWWA and provider are not responsible for the completeness or accuracy of any of the information contained herein, and makes no representations about its suitability for any purpose.

# Gloucester Park Race 6 Distance 2503m

Friday, 15 July 2022

Gross Time: 3:09.60 MileRate: 2:01.40 LeadTime: 71.80s First Qtr: 31.10s Second Qtr: 29.00s Third Qtr: 28.10s Fourth Qtr: 29.60s

No Horse	Plc	Margin	Time	800Time (W)	400 Time (W)	Finish Position and metres gained from 800m
7 TWOBOB CRACKER	1	0.0m	3:09.60	57.36s (0)	29.24s (0)	 +4.9
8 ACUTO	2	0.2m	3:09.62	57.08s (1)	29.43s (2)	 +9.0
1 JOEY JAMES	3	0.4m	3:09.63	57.67s (0)	29.63s (0)	 +0.5
12 MASTER YOSSI	4	2.3m	3:09.78	57.88s (1)	29.74s (1)	 -2.3
5 MAJOR MUCHA	5	7.0m	3:10.14	57.88s (1)	29.68s (1)	 -1.8
3 AMERICAN BULLITT	6	7.0m	3:10.14	57.60s (0)	29.50s (0)	 +2.2
6 BETTOR MY DREAMZ	7	8.2m	3:10.24	57.40s (0)	29.41s (1)	 +5.3
13 ATHABASCAN	8	9.5m	3:10.34	57.20s (0)	29.49s (2)	 +8.3
9 WITHOUTHETUH	9	10.3m	3:10.40	57.58s (1)	29.86s (2)	 +2.9
10 TEXAS TARA	10	12.3m	3:10.55	57.39s (1)	29.59s (3)	 +5.7



Sectionals  
Powered  
by



Home of PJ Harness Analyser

Want to know how successful PJ Harness Analyser is?  
Click here for regular updates








[www.pjdata.com.au](http://www.pjdata.com.au) [admin@pjdata.com.au](mailto:admin@pjdata.com.au) [www.facebook.com/PJHarnessRacing](https://www.facebook.com/PJHarnessRacing)



# Gloucester Park Race 7 Distance 2130m

Friday, 15 July 2022

Gross Time: 2:35.10 MileRate: 1:57.20 LeadTime: 37.60s First Qtr: 31.20s Second Qtr: 30.20s Third Qtr: 28.10s Fourth Qtr: 28.00s

No Horse	Plc	Margin	Time	800Time (W)	400 Time (W)	Finish Position and metres gained from 800m
3 SAVVY BROMAC	1	0.0m	2:35.10	56.10s (0)	28.00s (0)	 0.0
1 ANGEL IN WHITE	2	2.1m	2:35.25	55.97s (0)	27.87s (0)	 +1.9
4 BLISSFULLABBEY	3	7.1m	2:35.62	56.04s (0)	27.94s (0)	 +1.2
5 SMOOTH RYE	4	7.6m	2:35.66	56.26s (1)	28.16s (1)	 -1.9
7 BALCATHERINE	5	8.3m	2:35.71	56.05s (1)	27.91s (1)	 +1.2
2 BLAZE COOPS	6	17.8m	2:36.41	56.45s (1)	28.41s (0)	 -4.0
6 FIFTY FIVE REBORN	7	18.4m	2:36.45	57.35s (1)	29.21s (1)	 -17.0



Sectionals  
Powered  
by



Home of PJ Harness Analyser

Want to know how successful PJ Harness Analyser is?  
Click here for regular updates

[www.pjdata.com.au](http://www.pjdata.com.au) [admin@pjdata.com.au](mailto:admin@pjdata.com.au) [www.facebook.com/PJHarnessRacing](https://www.facebook.com/PJHarnessRacing)



RWWA and provider are not responsible for the completeness or accuracy of any of the information contained herein, and makes no representations about its suitability for any purpose.

# Gloucester Park Race 8 Distance 2130m

Friday, 15 July 2022

Gross Time: 2:37.30 MileRate: 1:58.90 LeadTime: 37.40s First Qtr: 31.20s Second Qtr: 30.40s Third Qtr: 29.40s Fourth Qtr: 28.90s

No Horse	Plc	Margin	Time	800Time (W)	400 Time (W)	Finish Position and metres gained from 800m
2 LOUIE THE LIP	1	0.0m	2:37.30	57.84s (1)	28.52s (1)	+6.3
4 EUPHORIA	2	3.0m	2:37.53	58.37s (1)	29.05s (1)	-0.8
11 EUSTON FLYER	3	5.6m	2:37.72	58.14s (0)	28.74s (0)	+2.3
10 GOOD TIMES AHEAD	4	6.9m	2:37.82	58.52s (0)	29.14s (0)	-2.8
3 ONE FOR DAVE ANDME	5	9.4m	2:38.01	58.27s (1)	28.93s (1)	+0.7
1 NAVAL AVIATOR	6	9.8m	2:38.04	59.04s (0)	29.64s (0)	-9.8
5 TRIROYALE BRIGADE	7	11.0m	2:38.13	58.11s (1)	28.77s (1)	+3.0
6 BILLY MACK	8	12.8m	2:38.27	57.97s (1)	28.61s (1)	+5.0
8 DESIDERIO	8	12.8m	2:38.27	58.13s (0)	28.73s (0)	+2.8
12 FIREBALL FRIDAY	10	14.3m	2:38.38	58.54s (0)	29.12s (0)	-2.8
9 NUCLEAR POKER	11	17.3m	2:38.61	58.15s (0)	28.75s (0)	+2.7



Sectionals  
Powered  
by



Home of PJ Harness Analyser  
 Want to know how successful PJ Harness Analyser is?  
 Click here for regular updates  
[www.pjdata.com.au](http://www.pjdata.com.au) [admin@pjdata.com.au](mailto:admin@pjdata.com.au) [www.facebook.com/PJHarnessRacing](https://www.facebook.com/PJHarnessRacing)








RWWA and provider are not responsible for the completeness or accuracy of any of the information contained herein, and makes no representations about its suitability for any purpose.



# Gloucester Park Race 9 Distance 2130m

Friday, 15 July 2022

Gross Time: 2:37.50 MileRate: 1:59.00 LeadTime: 39.00s First Qtr: 31.80s Second Qtr: 30.30s Third Qtr: 28.50s Fourth Qtr: 27.90s

No Horse	Plc	Margin	Time	800Time (W)	400 Time (W)	Finish Position and metres gained from 800m
1 DONTBESILLYCHILLI	1	0.0m	2:37.50	56.40s (0)	27.90s (0)	0.0 
2 EXTRAORDINARY MARY	2	6.1m	2:37.95	56.55s (0)	28.21s (1)	-1.9 
6 SEE THE WORLD	3	6.5m	2:37.98	56.02s (1)	27.63s (1)	+5.6 
5 CATCH THE RED EYE	4	8.2m	2:38.10	56.38s (0)	28.02s (0)	+0.6 
3 ACHARNE GIRL	5	12.7m	2:38.43	56.79s (1)	28.53s (2)	-5.1 



Sectionals  
Powered  
by



Home of PJ Harness Analyser  
 Want to know how successful PJ Harness Analyser is?  
 Click here for regular updates  
[www.pjdata.com.au](http://www.pjdata.com.au) [admin@pjdata.com.au](mailto:admin@pjdata.com.au) [www.facebook.com/PJHarnessRacing](https://www.facebook.com/PJHarnessRacing)



RWWA and provider are not responsible for the completeness or accuracy of any of the information contained herein, and makes no representations about its suitability for any purpose.

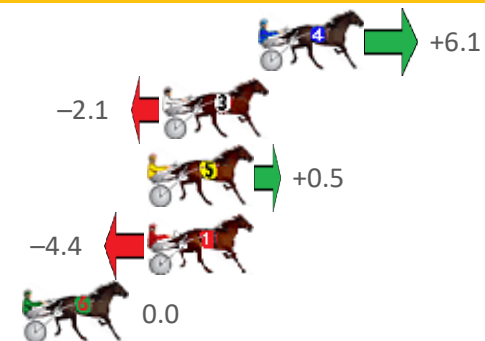
# Gloucester Park Race 10 Distance 2130m

Friday, 15 July 2022

Gross Time: 2:41.40 MileRate: 2:01.90 LeadTime: 40.50s First Qtr: 33.70s Second Qtr: 31.50s Third Qtr: 27.80s Fourth Qtr: 27.90s

No Horse	Plc	Margin	Time	800Time (W)	400 Time (W)
4 CROWD CONTROL	1	0.0m	2:41.40	55.28s (1)	27.62s (1)
3 SOHO CONFIDENTIAL	2	3.8m	2:41.68	55.86s (1)	28.18s (1)
5 MAGNUS VICTOR	3	4.4m	2:41.72	55.68s (0)	27.86s (0)
1 STAR LAVRA	4	4.4m	2:41.72	56.02s (0)	28.18s (0)
6 OUR LILILOU	5	9.3m	2:42.08	55.74s (0)	27.96s (0)

## Finish Position and metres gained from 800m



Sectionals  
Powered  
by



Home of PJ Harness Analyser

Want to know how successful PJ Harness Analyser is?  
Click here for regular updates

[www.pjdata.com.au](http://www.pjdata.com.au) [admin@pjdata.com.au](mailto:admin@pjdata.com.au) [www.facebook.com/PJHarnessRacing](https://www.facebook.com/PJHarnessRacing)

