

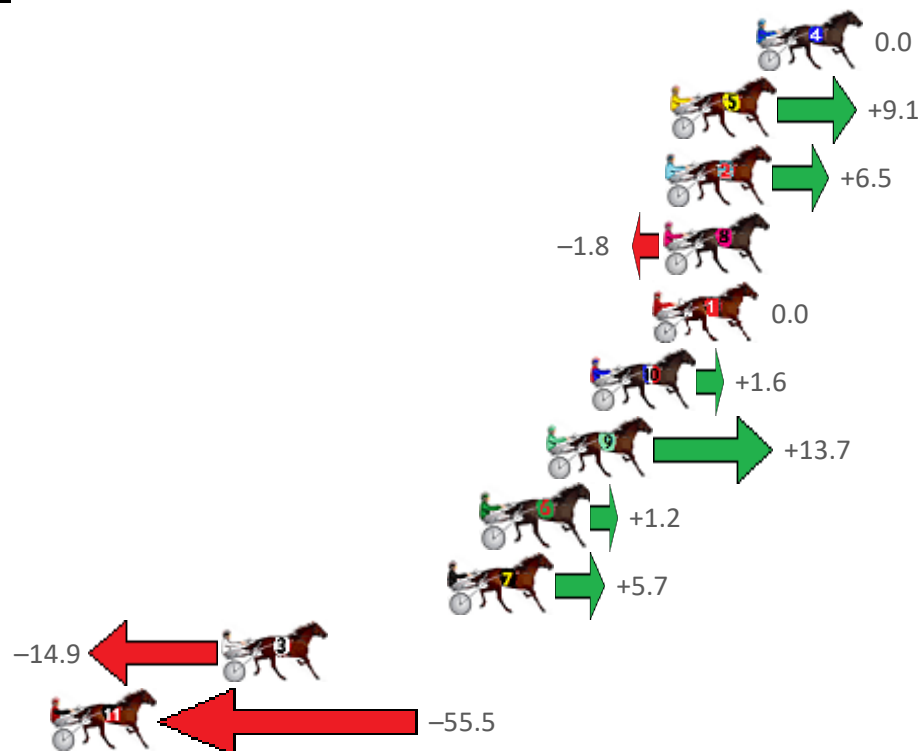
# Gloucester Park Race 1 Distance 2130m

Tuesday, 19 July 2022

Gross Time: 2:38.10 MileRate: 1:59.50 LeadTime: 37.70s First Qtr: 30.60s Second Qtr: 30.00s Third Qtr: 29.60s Fourth Qtr: 30.20s

NoHorse	Plc	Mar	800 Posi	400 Posi	Time	3rd Qtr	4th Qtr
4 ALTAS ANGEL	1	0.0m	0.0m (0)	0.0m (0)	2:38.10	29.60s	30.20s
5 GODDESS OF REASO	2	3.4m	12.5m (0)	12.4m (0)	2:38.37	29.60s	29.55s
2 SISTER ACT	3	3.6m	10.1m (1)	10.6m (2)	2:38.38	29.64s	29.70s
8 PATRIKIAR	4	3.7m	1.9m (1)	2.7m (1)	2:38.39	29.66s	30.29s
1 OUR GLOWING STAR	5	4.1m	4.1m (0)	4.3m (0)	2:38.42	29.62s	30.20s
10 ALTAMATUM	6	6.6m	8.2m (0)	8.1m (0)	2:38.62	29.60s	30.12s
9 SHEHADI	7	8.3m	22.0m (0)	16.2m (0)	2:38.76	29.18s	29.66s
6 TRINITY BROMAC	8	10.8m	12.0m (2)	6.3m (2)	2:38.95	29.18s	30.59s
7 JILL MACH	9	12.2m	17.9m (0)	14.8m (1)	2:39.06	29.38s	30.06s
3 BETTYS LASS	10	21.2m	6.3m (1)	9.2m (1)	2:39.78	29.82s	31.19s
11 VALHALLA MISS	11	69.9m	14.4m (1)	14.3m (2)	2:43.63	29.60s	34.66s

## Finish Position and metres gained from 800m





**Home of PJ Harness Analyser**  
 Want to know how successful PJ Harness Analyser is?  
 Click here for regular updates

[www.pjdata.com.au](http://www.pjdata.com.au)  
 [admin@pjdata.com.au](mailto:admin@pjdata.com.au)  
 [www.facebook.com/PJHarnessRacing](https://www.facebook.com/PJHarnessRacing)



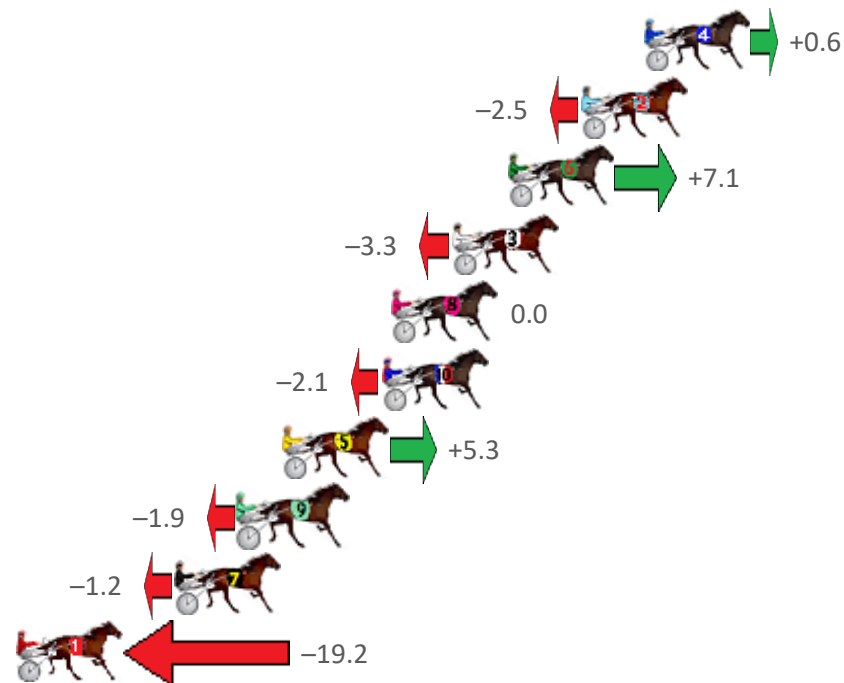
# Gloucester Park Race 2 Distance 2130m

Tuesday, 19 July 2022

Gross Time: 2:36.80 MileRate: 1:58.50 LeadTime: 37.40s First Qtr: 31.70s Second Qtr: 30.30s Third Qtr: 28.30s Fourth Qtr: 29.10s

NoHorse	Plc	Mar	800 Posi	400 Posi	Time	3rd Qtr	4th Qtr
4 JAGARA	1	0.0m	0.6m (1)	0.0m (1)	2:36.80	28.26s	29.10s
2 JOE WITH THE FLOW	2	2.5m	0.0m (0)	0.8m (0)	2:36.99	28.36s	29.23s
6 OHOKA TITAN	3	5.4m	12.5m (1)	3.7m (2)	2:37.21	27.68s	29.25s
3 APOLOGIZE	4	7.6m	4.3m (1)	3.9m (1)	2:37.38	28.28s	29.40s
8 ALLWOOD WIZARD	5	10.0m	10.0m (0)	11.3m (2)	2:37.56	28.40s	29.06s
10 JILLIBY JAKE	6	10.4m	8.3m (1)	8.4m (1)	2:37.59	28.32s	29.29s
5 TUX AND TAILS	7	14.3m	19.6m (0)	22.2m (1)	2:37.89	28.50s	28.61s
9 OH WHAT A COUNT	8	16.1m	14.2m (0)	16.3m (1)	2:38.03	28.46s	29.17s
7 ALFREDI	9	18.6m	17.4m (1)	15.2m (2)	2:38.22	28.16s	29.44s
1 THE FREELANCER	10	24.9m	5.7m (0)	12.9m (0)	2:38.70	28.82s	30.08s

Finish Position and metres gained from 800m





### Home of PJ Harness Analyser

Want to know how successful PJ Harness Analyser is?  
[Click here for regular updates](#)



[www.pjdata.com.au](http://www.pjdata.com.au)   
 [admin@pjdata.com.au](mailto:admin@pjdata.com.au)   
 [www.facebook.com/PJHarnessRacing](https://www.facebook.com/PJHarnessRacing)

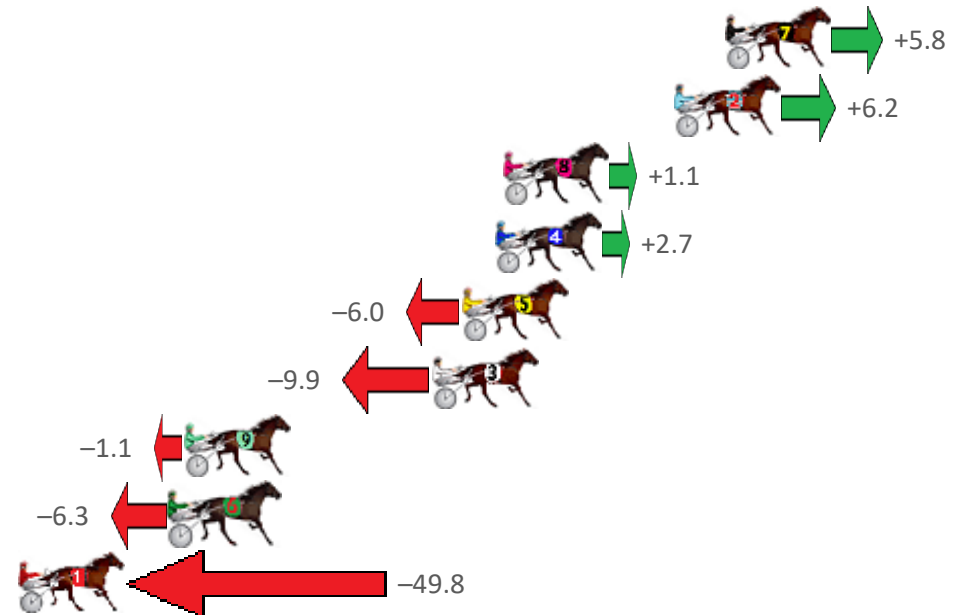
# Gloucester Park Race 3 Distance 2536m

Tuesday, 19 July 2022

Gross Time: 3:08.50 MileRate: 1:59.60 LeadTime: 68.60s First Qtr: 31.60s Second Qtr: 30.30s Third Qtr: 29.30s Fourth Qtr: 28.70s

NoHorse	Plc	Mar	800 Posi	400 Posi	Time	3rd Qtr	4th Qtr
7 ROCKNROLL ELLIOT	1	0.0m	5.8m (1)	0.0m (1)	3:08.50	28.88s	28.70s
2 MISTER ARDEE	2	2.0m	8.2m (0)	10.6m (2)	3:08.65	29.46s	28.09s
8 DESTINED TO RULE	3	8.8m	9.9m (1)	5.3m (2)	3:09.16	28.96s	28.98s
4 JESSE ALLWOOD	4	9.1m	11.8m (0)	10.3m (3)	3:09.19	29.18s	28.64s
5 SAHARA STORM	5	10.4m	4.4m (0)	10.3m (1)	3:09.28	29.72s	28.74s
3 ROCK ME OVER	6	11.6m	1.7m (1)	6.1m (1)	3:09.37	29.62s	29.13s
9 THE LIGHTNING STRI	7	21.4m	20.3m (0)	21.9m (1)	3:10.11	29.40s	28.73s
6 THE LAST DROP	8	22.0m	15.7m (0)	18.6m (0)	3:10.16	29.50s	29.02s
1 FLYING MISTER IDEA	9	49.8m	0.0m (0)	7.7m (0)	3:12.25	29.86s	31.89s

Finish Position and metres gained from 800m





**Home of PJ Harness Analyser**

Want to know how successful PJ Harness Analyser is?

Click here for regular updates

[www.pjdata.com.au](http://www.pjdata.com.au)  
 [admin@pjdata.com.au](mailto:admin@pjdata.com.au)  
 [www.facebook.com/PJHarnessRacing](https://www.facebook.com/PJHarnessRacing)



RISE Digital, Harness Racing Australia nor the provider accepts any responsibility for the completeness or accuracy of any of the information contained herein, and makes no representations about its suitability for any particular purpose. Users should make their own judgements about those matters and/or seek independent advice. You assume all risks associated with use of data provided on this page

# Gloucester Park Race 4 Distance 2130m

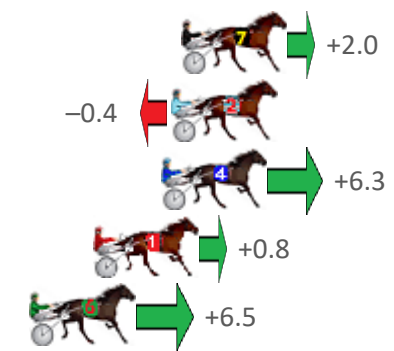
Tuesday, 19 July 2022

Gross Time: 2:36.60 MileRate: 1:58.30 LeadTime: 38.70s First Qtr: 30.90s Second Qtr: 29.60s Third Qtr: 28.30s Fourth Qtr: 29.10s

NoHorse	Plc	Mar	800 Posi	400 Posi	Time	3rd Qtr	4th Qtr
7 ROLL UP	1	0.0m	2.0m (1)	1.4m (1)	2:36.60	28.26s	29.00s
2 BE ROCK HARD	2	0.4m	0.0m (0)	0.0m (0)	2:36.63	28.30s	29.13s
4 TEVARICH	3	0.8m	7.1m (1)	7.9m (1)	2:36.66	28.36s	28.60s
1 MANIFESTLY EXCESI	4	3.5m	4.3m (0)	5.6m (0)	2:36.87	28.40s	28.97s
6 ROCKMENOW	5	6.0m	12.5m (0)	14.9m (1)	2:37.06	28.48s	28.50s
3 THE NOTORIOUS ON	6	23.5m	8.0m (0)	13.7m (0)	2:38.39	28.72s	29.91s



## Finish Position and metres gained from 800m





**Home of PJ Harness Analyser**

**Want to know how successful PJ Harness Analyser is?**

**Click here for regular updates**

[www.pjdata.com.au](http://www.pjdata.com.au)  
 [admin@pjdata.com.au](mailto:admin@pjdata.com.au)  
 [www.facebook.com/PJHarnessRacing](https://www.facebook.com/PJHarnessRacing)



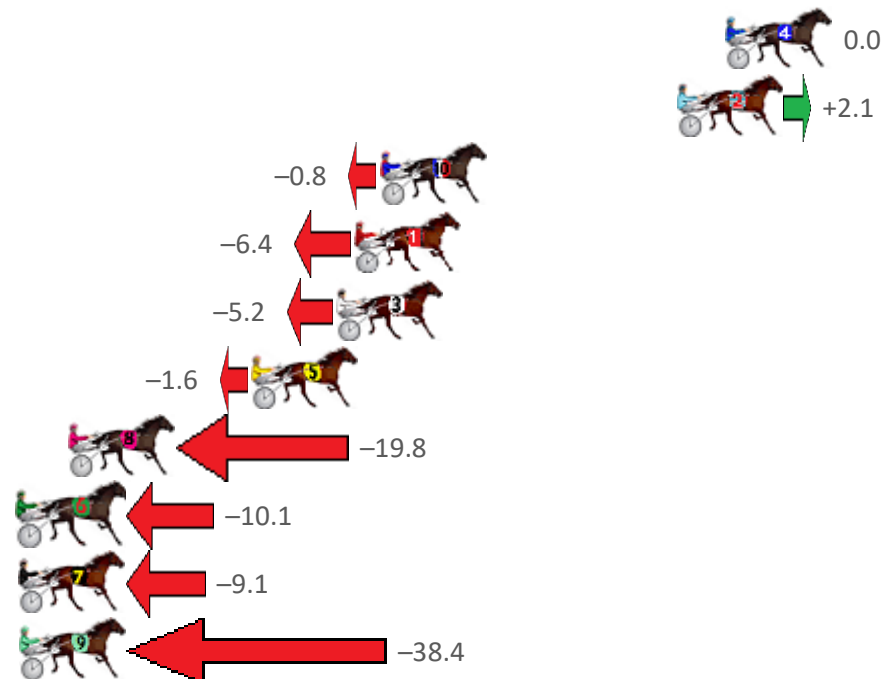
# Gloucester Park Race 5 Distance 2130m

Tuesday, 19 July 2022

Gross Time: 2:37.20 MileRate: 1:58.80 LeadTime: 37.70s First Qtr: 30.50s Second Qtr: 30.30s Third Qtr: 30.00s Fourth Qtr: 28.70s

NoHorse	Plc	Mar	800 Posi	400 Posi	Time	3rd Qtr	4th Qtr
4 PONTEVIVO	1	0.0m	0.0m (0)	0.0m (0)	2:37.20	30.00s	28.70s
2 MCARDLES GEM	2	1.9m	4.0m (0)	4.4m (0)	2:37.34	30.02s	28.52s
10 HEZA HEAD HONCH	3	13.7m	12.9m (0)	12.9m (0)	2:38.23	29.98s	28.79s
1 TWENTYNINE TWEL	4	14.7m	8.3m (0)	8.5m (0)	2:38.31	30.00s	29.19s
3 STRIKE MASTER	5	15.4m	10.2m (1)	7.5m (2)	2:38.36	29.78s	29.32s
5 TRITTRITTBANGBAN	6	18.8m	17.2m (0)	16.7m (0)	2:38.62	29.94s	28.90s
8 DYNAMITE BEACH	7	26.0m	6.2m (1)	12.4m (2)	2:39.16	30.44s	29.76s
6 SUAREZ	8	31.6m	21.5m (0)	21.4m (0)	2:39.58	29.96s	29.52s
7 RAGING ROMEO	9	34.9m	25.8m (0)	16.5m (1)	2:39.83	29.28s	30.13s
9 WATCH ME REACT	10	40.6m	2.2m (1)	8.8m (1)	2:40.26	30.48s	31.12s

Finish Position and metres gained from 800m





**Home of PJ Harness Analyser**  
 Want to know how successful PJ Harness Analyser is?  
 Click here for regular updates

[www.pjdata.com.au](http://www.pjdata.com.au)  
 [admin@pjdata.com.au](mailto:admin@pjdata.com.au)  
 [www.facebook.com/PJHarnessRacing](https://www.facebook.com/PJHarnessRacing)



RISE Digital, Harness Racing Australia nor the provider accepts any responsibility for the completeness or accuracy of any of the information contained herein, and makes no representations about its suitability for any particular purpose. Users should make their own judgements about those matters and/or seek independent advice. You assume all risks associated with use of data provided on this page

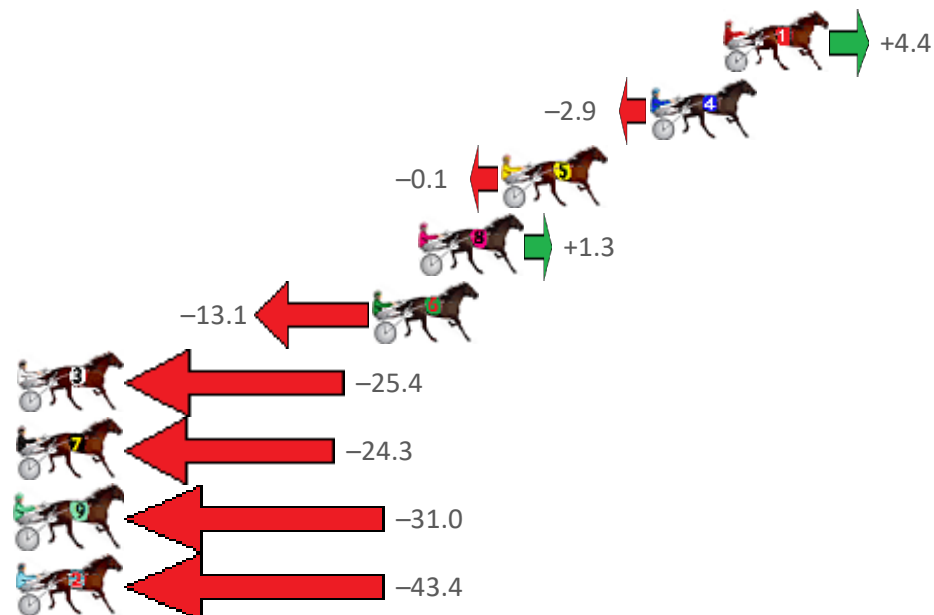
# Gloucester Park Race 6 Distance 2130m

Tuesday, 19 July 2022

Gross Time: 2:37.30 MileRate: 1:58.80 LeadTime: 37.30s First Qtr: 31.00s Second Qtr: 29.90s Third Qtr: 29.50s Fourth Qtr: 29.60s

NoHorse	Plc	Mar	800 Posi	400 Posi	Time	3rd Qtr	4th Qtr
1 LA SULEIMAN	1	0.0m	4.4m (0)	3.8m (0)	2:37.30	29.46s	29.32s
4 THEREUGO	2	2.9m	0.0m (0)	0.0m (0)	2:37.53	29.50s	29.83s
5 MAKE IT QUICK	3	8.8m	8.7m (1)	6.1m (2)	2:37.98	29.30s	29.84s
8 LETS ROLL THE DICE	4	12.1m	13.4m (0)	15.3m (1)	2:38.24	29.64s	29.42s
6 BETTOR MY DREAMZ	5	13.9m	0.8m (1)	5.8m (1)	2:38.38	29.86s	30.26s
3 LIVE LIFE FAST	6	30.3m	4.9m (1)	10.9m (1)	2:39.65	29.94s	31.15s
7 EL PASO DE MARKO	7	36.9m	12.6m (1)	16.4m (2)	2:40.16	29.78s	31.26s
9 THE MERCENARY	8	47.9m	16.9m (1)	16.2m (3)	2:41.02	29.45s	32.13s
2 ARDENS WINSTAR	9	52.7m	9.3m (0)	13.4m (0)	2:41.39	29.80s	32.71s

Finish Position and metres gained from 800m





**Home of PJ Harness Analyser**  
 Want to know how successful PJ Harness Analyser is?  
 Click here for regular updates

[www.pjdata.com.au](http://www.pjdata.com.au)  
 [admin@pjdata.com.au](mailto:admin@pjdata.com.au)  
 [www.facebook.com/PJHarnessRacing](https://www.facebook.com/PJHarnessRacing)





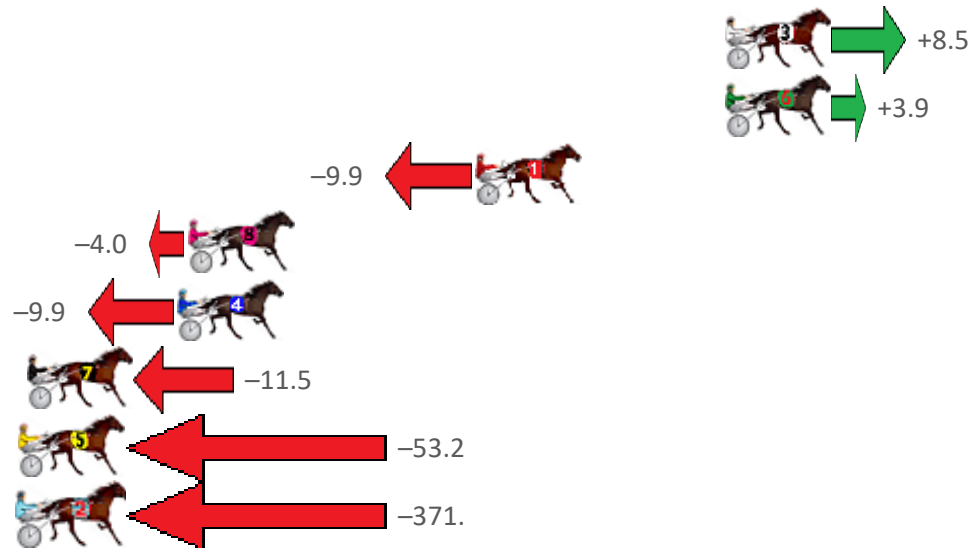
# Gloucester Park Race 7 Distance 2130m

Tuesday, 19 July 2022

Gross Time: 2:41.10 MileRate: 2:01.70 LeadTime: 39.30s First Qtr: 32.90s Second Qtr: 30.60s Third Qtr: 29.30s Fourth Qtr: 29.00s

NoHorse	Plc	Mar	800 Posi	400 Posi	Time	3rd Qtr	4th Qtr
3 MISS SUZI QUE	1	0.0m	8.5m (1)	8.8m (0)	2:41.10	29.32s	28.36s
6 ALLABOUTLEGS	1	0.0m	3.9m (1)	4.1m (0)	2:41.10	29.32s	28.70s
1 CUTTING ROSES	3	9.9m	0.0m (0)	0.0m (0)	2:41.85	29.30s	29.75s
8 LILLYROSE	4	21.3m	17.3m (1)	20.5m (1)	2:42.72	29.52s	29.14s
4 VICUNA	5	21.7m	11.8m (0)	13.5m (0)	2:42.75	29.42s	29.67s
7 GOLDEN MOVE	6	27.7m	16.2m (0)	18.5m (0)	2:43.21	29.46s	29.77s
5 NYARNYEE NAVAJO	7	66.4m	13.2m (1)	16.3m (1)	2:46.15	29.52s	32.87s
2 BUSHBELLE	8	376.5m	5.5m (0)	40.6m (0)	3:09.75	31.84s	54.71s

Finish Position and metres gained from 800m





**Home of PJ Harness Analyser**

Want to know how successful PJ Harness Analyser is?

Click here for regular updates

[www.pjdata.com.au](http://www.pjdata.com.au)  
 [admin@pjdata.com.au](mailto:admin@pjdata.com.au)  
 [www.facebook.com/PJHarnessRacing](https://www.facebook.com/PJHarnessRacing)




# Gloucester Park Race 8 Distance 2536m

Tuesday, 19 July 2022

Gross Time: 3:14.60 MileRate: 2:03.50 LeadTime: 72.80s First Qtr: 33.20s Second Qtr: 30.30s Third Qtr: 29.40s Fourth Qtr: 28.90s

NoHorse	Plc	Mar	800 Posi	400 Posi	Time	3rd Qtr	4th Qtr
4 BEEFOUR BACARDI	1	0.0m	0.0m (0)	0.0m (0)	3:14.60	29.40s	28.90s
2 ONE BID BUYS	2	13.3m	4.1m (0)	4.7m (0)	3:15.61	29.44s	29.57s
3 GOODTIME PE RABBI	3	14.2m	0.3m (1)	3.6m (1)	3:15.68	29.64s	29.72s
5 DARK SECRET	4	16.8m	5.5m (1)	9.4m (1)	3:15.87	29.68s	29.49s

Finish Position and metres gained from 800m





**Home of PJ Harness Analyser**  
 Want to know how successful PJ Harness Analyser is?  
 Click here for regular updates

[www.pjdata.com.au](http://www.pjdata.com.au)  
 [admin@pjdata.com.au](mailto:admin@pjdata.com.au)  
 [www.facebook.com/PJHarnessRacing](https://www.facebook.com/PJHarnessRacing)

