

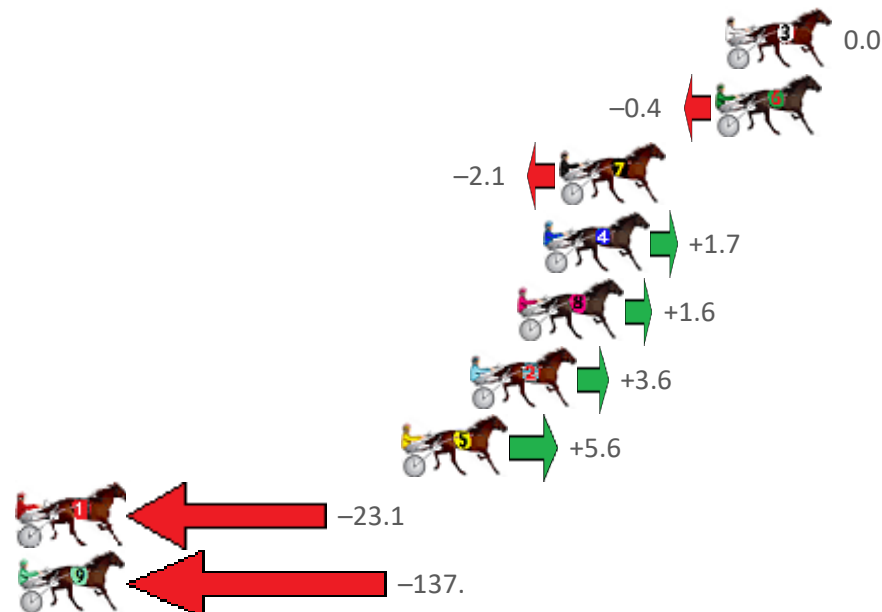
Gloucester Park Race 1 Distance 2130m

Friday, 22 July 2022

Gross Time: 2:38.20 MileRate: 1:59.50 LeadTime: 34.90s First Qtr: 32.10s Second Qtr: 31.70s Third Qtr: 28.80s Fourth Qtr: 30.70s

NoHorse	Plc	Mar	800 Posi	400 Posi	Time	3rd Qtr	4th Qtr
3 AUGUST MOON	1	0.0m	0.0m (0)	0.0m (0)	2:38.20	28.80s	30.70s
6 ZEPHYRA	2	0.4m	0.0m (1)	1.1m (1)	2:38.23	28.88s	30.65s
7 HELLO GORGEOUS	3	6.6m	4.5m (2)	5.4m (1)	2:38.73	28.88s	30.83s
4 OUR LILIOU	4	7.2m	8.9m (2)	9.3m (2)	2:38.78	28.84s	30.59s
8 HUNT THE MAGIC	5	8.2m	9.8m (1)	11.6m (0)	2:38.86	28.96s	30.50s
2 LUCIENNE	6	10.1m	13.7m (0)	16.0m (0)	2:39.01	29.00s	30.33s
5 POCKETFUL OF OPAL	7	12.8m	18.4m (0)	14.4m (1)	2:39.23	28.54s	30.67s
1 CABSAV	8	30.9m	7.8m (0)	7.6m (0)	2:40.68	28.80s	32.62s
9 WANEA	9	142.3m	4.8m (1)	32.7m (0)	2:49.63	30.88s	39.71s

Finish Position and metres gained from 800m





Home of PJ Harness Analyser

Want to know how successful PJ Harness Analyser is?

Click here for regular updates

www.pjdata.com.au
 admin@pjdata.com.au
 www.facebook.com/PJHarnessRacing




Gloucester Park Race 2 Distance 2536m

Friday, 22 July 2022

Gross Time: 3:08.60 MileRate: 1:59.70 LeadTime: 70.30s First Qtr: 31.50s Second Qtr: 29.70s Third Qtr: 28.80s Fourth Qtr: 28.30s

NoHorse	Plc	Mar	800 Posi	400 Posi	Time	3rd Qtr	4th Qtr
8 HOPPYS WAY	1	0.0m	0.0m (0)	0.0m (0)	3:08.60	28.80s	28.30s
10 GOODFELLAZ	2	1.8m	8.1m (0)	7.1m (0)	3:08.73	28.72s	27.93s
1 MAUNGATAHI	3	2.8m	4.2m (0)	3.4m (0)	3:08.81	28.74s	28.27s
11 NOTED	4	7.1m	12.3m (0)	11.3m (0)	3:09.13	28.72s	28.03s
5 LINEBACKER	5	9.7m	6.4m (1)	4.3m (2)	3:09.32	28.64s	28.72s
4 IMA TINY DANCER	6	11.4m	17.0m (0)	15.5m (0)	3:09.45	28.68s	28.05s
6 FOLLOW THE MUSIC	7	20.4m	21.8m (0)	21.7m (0)	3:10.12	28.78s	28.28s
7 DARDY BOY	8	21.5m	19.3m (1)	15.3m (1)	3:10.20	28.50s	28.82s
3 SPEEDWAGON	9	22.2m	2.5m (1)	2.9m (1)	3:10.25	28.82s	29.75s
12 WHOS THE DAD	10	24.9m	15.1m (1)	6.6m (3)	3:10.45	28.19s	29.69s
2 MANCAVE	11	26.5m	10.6m (1)	11.0m (1)	3:10.57	28.82s	29.49s

Finish Position and metres gained from 800m



Home of PJ Harness Analyser
 Want to know how successful PJ Harness Analyser is?
 Click here for regular updates

www.pjdata.com.au
 admin@pjdata.com.au
 www.facebook.com/PJHarnessRacing

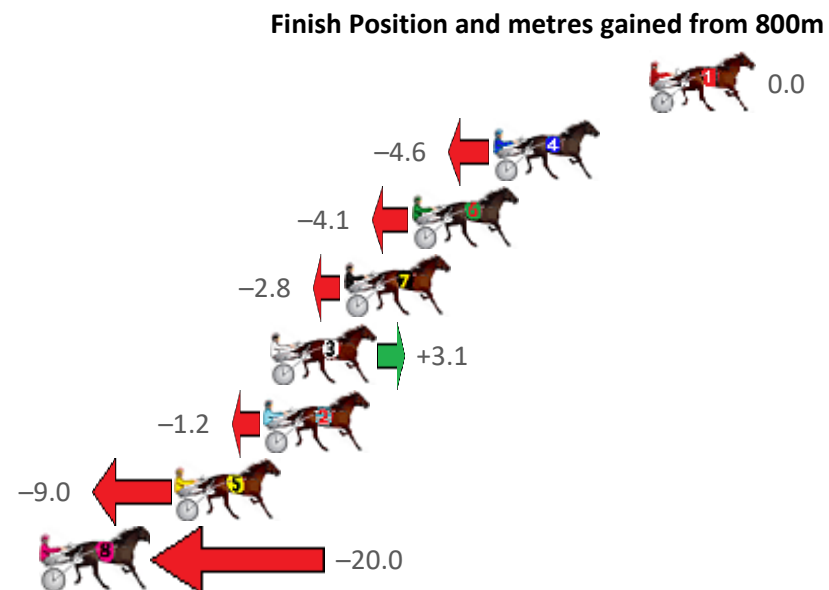
RISE Digital, Harness Racing Australia nor the provider accepts any responsibility for the completeness or accuracy of any of the information contained herein, and makes no representations about its suitability for any particular purpose. Users should make their own judgements about those matters and/or seek independent advice. You assume all risks associated with use of data provided on this page

Gloucester Park Race 3 Distance 2536m

Friday, 22 July 2022

Gross Time: 3:07.20 MileRate: 1:58.80 LeadTime: 66.90s First Qtr: 30.80s Second Qtr: 30.90s Third Qtr: 30.30s Fourth Qtr: 28.30s

NoHorse	Plc	Mar	800 Posi	400 Posi	Time	3rd Qtr	4th Qtr
1 MOONLITE DRIVE	1	0.0m	0.0m (0)	0.0m (0)	3:07.20	30.30s	28.30s
4 SOUND WAVE	2	6.2m	1.6m (1)	2.5m (1)	3:07.66	30.36s	28.58s
6 MAJOR ARTIST	3	9.4m	5.3m (1)	6.6m (1)	3:07.90	30.38s	28.52s
7 VULCAN STAR	4	12.1m	9.3m (0)	11.0m (1)	3:08.10	30.40s	28.40s
3 ILLAWONG MUSTAN	5	15.0m	18.1m (0)	15.1m (0)	3:08.32	30.04s	28.32s
2 STEAM PUNK	6	15.3m	14.1m (0)	11.0m (0)	3:08.34	30.04s	28.64s
5 JUSTLIKE TURBO	7	18.8m	9.8m (1)	10.5m (2)	3:08.60	30.32s	28.93s
8 ARMED REACTOR	8	24.0m	4.0m (0)	6.9m (0)	3:08.98	30.50s	29.58s





Home of PJ Harness Analyser

Want to know how successful PJ Harness Analyser is?

Click here for regular updates

www.pjdata.com.au
 admin@pjdata.com.au
 www.facebook.com/PJHarnessRacing



RISE Digital, Harness Racing Australia nor the provider accepts any responsibility for the completeness or accuracy of any of the information contained herein, and makes no representations about its suitability for any particular purpose. Users should make their own judgements about those matters and/or seek independent advice. You assume all risks associated with use of data provided on this page

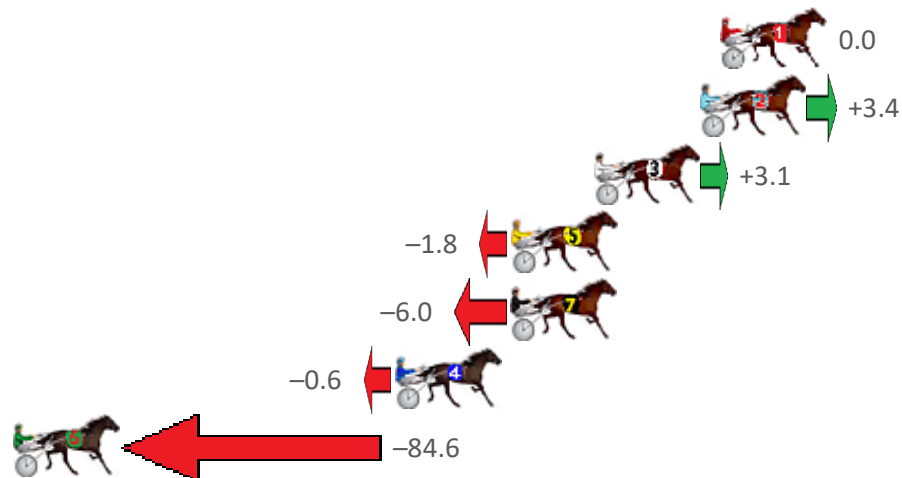
Gloucester Park Race 4 Distance 2130m

Friday, 22 July 2022

Gross Time: 2:36.30 MileRate: 1:58.10 LeadTime: 39.40s First Qtr: 30.50s Second Qtr: 29.80s Third Qtr: 28.70s Fourth Qtr: 27.90s

NoHorse	Plc	Mar	800 Posi	400 Posi	Time	3rd Qtr	4th Qtr
1 ANGEL IN WHITE	1	0.0m	0.0m (0)	0.0m (0)	2:36.30	28.70s	27.90s
2 DOMINUS FACTUM	2	0.8m	4.2m (0)	3.7m (0)	2:36.36	28.66s	27.70s
3 ARMA EINSTEIN	3	5.0m	8.1m (0)	7.7m (0)	2:36.67	28.66s	27.73s
5 WILL I ROCKNROLL	4	8.3m	6.5m (1)	7.7m (1)	2:36.91	28.78s	27.97s
7 BEAT CITY	4	8.3m	2.3m (1)	3.4m (1)	2:36.91	28.78s	28.27s
4 PIERRE WHITBY	6	12.9m	12.3m (0)	12.2m (0)	2:37.25	28.68s	27.99s
6 ATHABASCAN	7	197.9m	113.3m (0)	131.1m (0)	2:50.82	29.84s	33.20s

Finish Position and metres gained from 800m





Home of PJ Harness Analyser

Want to know how successful PJ Harness Analyser is?

Click here for regular updates

www.pjdata.com.au
 admin@pjdata.com.au
 www.facebook.com/PJHarnessRacing



RISE Digital, Harness Racing Australia nor the provider accepts any responsibility for the completeness or accuracy of any of the information contained herein, and makes no representations about its suitability for any particular purpose. Users should make their own judgements about those matters and/or seek independent advice. You assume all risks associated with use of data provided on this page

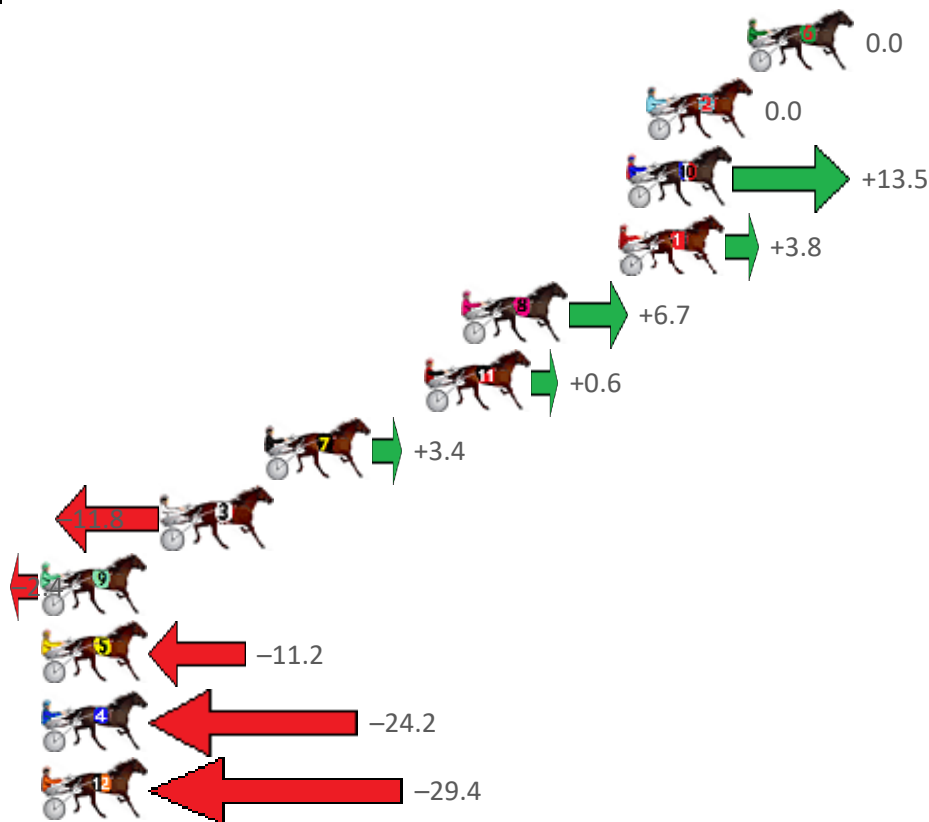
Gloucester Park Race 5 Distance 2130m

Friday, 22 July 2022

Gross Time: 2:34.90 MileRate: 1:57.00 LeadTime: 36.40s First Qtr: 31.30s Second Qtr: 29.70s Third Qtr: 28.20s Fourth Qtr: 29.30s

NoHorse	Plc	Mar	800 Posi	400 Posi	Time	3rd Qtr	4th Qtr
6 PAROQUET	1	0.0m	0.0m (0)	0.0m (0)	2:34.90	28.20s	29.30s
2 SHEZA BROMAC	2	4.0m	4.0m (0)	4.2m (0)	2:35.21	28.22s	29.31s
10 EIGHTEEN CARAT	3	4.8m	18.3m (2)	12.1m (1)	2:35.27	27.78s	28.81s
1 STORMYSKYES	4	5.1m	8.9m (0)	6.5m (1)	2:35.29	28.04s	29.23s
8 SIMPLY SHAZ	5	11.3m	18.0m (0)	17.6m (0)	2:35.77	28.20s	28.91s
11 TRIPLE BRIE	6	12.8m	13.4m (0)	12.3m (0)	2:35.88	28.14s	29.40s
7 LADY JADORE	7	19.1m	22.5m (2)	17.7m (3)	2:36.37	27.89s	29.50s
3 LADY ZEGNA	8	23.2m	11.4m (2)	7.1m (2)	2:36.68	27.90s	30.58s
9 ALL THE BELLS	9	28.1m	25.7m (0)	22.7m (0)	2:37.06	28.02s	29.84s
5 IDEAL CHARM	10	32.6m	21.4m (1)	24.1m (1)	2:37.40	28.42s	30.08s
4 ADDA TARANTELLA	11	35.6m	11.4m (1)	17.7m (1)	2:37.64	28.66s	30.77s
12 OUR SHOOTING STA	12	46.0m	16.6m (1)	20.2m (2)	2:38.43	28.48s	31.39s

Finish Position and metres gained from 800m





Home of PJ Harness Analyser

Want to know how successful PJ Harness Analyser is?

Click here for regular updates

www.pjdata.com.au
 admin@pjdata.com.au
 www.facebook.com/PJHarnessRacing



RISE Digital, Harness Racing Australia nor the provider accepts any responsibility for the completeness or accuracy of any of the information contained herein, and makes no representations about its suitability for any particular purpose. Users should make their own judgements about those matters and/or seek independent advice. You assume all risks associated with use of data provided on this page

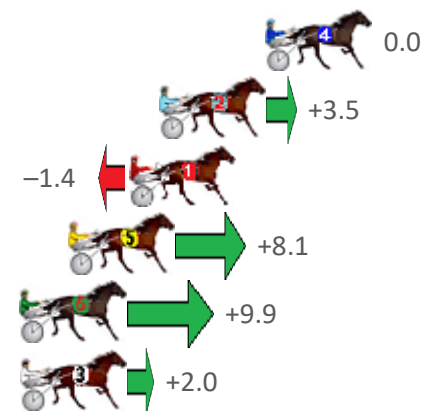
Gloucester Park Race 6 Distance 2536m

Friday, 22 July 2022

Gross Time: 3:11.80 MileRate: 2:01.70 LeadTime: 70.40s First Qtr: 32.20s Second Qtr: 31.60s Third Qtr: 30.40s Fourth Qtr: 27.20s

NoHorse	Plc	Mar	800 Posi	400 Posi	Time	3rd Qtr	4th Qtr
4 ALTA RHETT	1	0.0m	0.0m (0)	0.0m (0)	3:11.80	30.40s	27.20s
2 BOOM TIME	2	4.2m	7.7m (0)	6.7m (1)	3:12.10	30.30s	27.02s
1 MEDIEVAL MAN	3	5.4m	4.0m (0)	5.3m (0)	3:12.19	30.48s	27.21s
5 BRACKEN SKY	4	7.8m	15.9m (0)	10.4m (1)	3:12.36	29.94s	27.02s
6 POWER AND GRACE	5	9.7m	19.6m (0)	14.8m (0)	3:12.49	29.98s	26.83s
3 MARQUISARD	6	9.7m	11.7m (0)	9.8m (0)	3:12.49	30.22s	27.19s

Finish Position and metres gained from 800m





Home of PJ Harness Analyser
 Want to know how successful PJ Harness Analyser is?
 Click here for regular updates

www.pjdata.com.au
 admin@pjdata.com.au
 www.facebook.com/PJHarnessRacing




Gloucester Park Race 7 Distance 2130m

Friday, 22 July 2022

Gross Time: 2:36.90 MileRate: 1:58.60 LeadTime: 37.60s First Qtr: 31.70s Second Qtr: 30.30s Third Qtr: 28.70s Fourth Qtr: 28.60s

NoHorse	Plc	Mar	800 Posi	400 Posi	Time	3rd Qtr	4th Qtr
1 BLISSFULLABBEY	1	0.0m	0.0m (0)	0.0m (0)	2:36.90	28.70s	28.60s
4 RUPERT OF LINCOLN	2	2.0m	2.3m (1)	2.3m (1)	2:37.05	28.70s	28.59s
2 POCKET THE CASH	3	5.5m	6.2m (1)	5.4m (2)	2:37.31	28.64s	28.63s
10 EUPHORIC MOMENT	4	5.8m	4.2m (0)	4.5m (0)	2:37.34	28.72s	28.72s
5 FANCI A DANCE	5	9.1m	10.7m (1)	6.3m (3)	2:37.58	28.39s	28.84s
3 WESTERN ARTERRA	6	9.6m	8.7m (0)	7.3m (1)	2:37.62	28.60s	28.80s
8 DISCO UNDER FIRE	7	9.9m	17.1m (0)	13.5m (1)	2:37.64	28.44s	28.38s
6 LEAP OF FAITH	8	10.6m	12.9m (0)	10.7m (0)	2:37.70	28.54s	28.64s
7 TEXAS TARA	9	12.9m	14.6m (1)	10.5m (2)	2:37.87	28.40s	28.82s
9 GEE SMITH	10	13.8m	21.3m (0)	18.8m (0)	2:37.94	28.52s	28.30s

Finish Position and metres gained from 800m





Home of PJ Harness Analyser
 Want to know how successful PJ Harness Analyser is?
 Click here for regular updates

www.pjdata.com.au
 admin@pjdata.com.au
 www.facebook.com/PJHarnessRacing




Gloucester Park Race 8 Distance 2130m

Friday, 22 July 2022

Gross Time: 2:35.90 MileRate: 1:57.80 LeadTime: 36.20s First Qtr: 30.70s Second Qtr: 30.30s Third Qtr: 29.20s Fourth Qtr: 29.50s

NoHorse	Plc	Mar	800 Posi	400 Posi	Time	3rd Qtr	4th Qtr
1 THE KRAKEN	1	0.0m	0.0m (0)	0.0m (0)	2:35.90	29.20s	29.50s
7 JASPERVELLABEACH	2	2.4m	2.5m (1)	3.1m (1)	2:36.09	29.24s	29.46s
6 DELIGHTFULL	3	2.7m	10.5m (1)	5.5m (2)	2:36.11	28.84s	29.30s
9 ORLANDO BLUE	4	2.8m	16.5m (0)	13.8m (2)	2:36.12	29.00s	28.71s
2 AMERICAN BULLITT	5	4.7m	4.7m (0)	4.4m (0)	2:36.26	29.18s	29.54s
5 ALLWOODS ROCKNR	6	7.4m	12.7m (0)	12.3m (0)	2:36.47	29.18s	29.17s
4 TWOANDAHALF TIG	7	7.5m	8.6m (0)	8.5m (0)	2:36.48	29.20s	29.46s
8 MATTJESTIC STAR	8	19.4m	14.3m (1)	12.4m (1)	2:37.40	29.06s	30.10s
3 VESPA	9	22.8m	6.3m (1)	8.0m (1)	2:37.66	29.32s	30.68s

Finish Position and metres gained from 800m





Home of PJ Harness Analyser

Want to know how successful PJ Harness Analyser is?

Click here for regular updates

www.pjdata.com.au
 admin@pjdata.com.au
 www.facebook.com/PJHarnessRacing



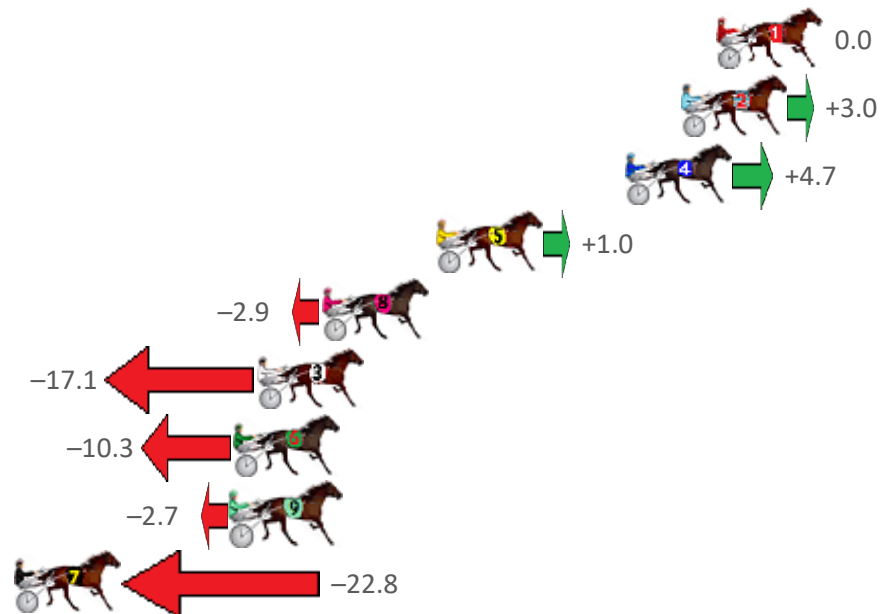
Gloucester Park Race 9 Distance 2130m

Friday, 22 July 2022

Gross Time: 2:40.60 MileRate: 2:01.30 LeadTime: 39.60s First Qtr: 32.80s Second Qtr: 30.80s Third Qtr: 29.20s Fourth Qtr: 28.20s

NoHorse	Plc	Mar	800 Posi	400 Posi	Time	3rd Qtr	4th Qtr
1 MACHS GOLD	1	0.0m	0.0m (0)	0.0m (0)	2:40.60	29.20s	28.20s
2 NAVAL AVIATOR	2	1.4m	4.4m (0)	4.5m (0)	2:40.70	29.20s	27.98s
4 TUAS DELIGHT	3	3.6m	8.3m (0)	8.7m (1)	2:40.87	29.22s	27.84s
5 FREE TO AIR	4	11.1m	12.1m (0)	12.3m (0)	2:41.42	29.20s	28.14s
8 ROCK ME OVER	5	15.6m	12.7m (1)	4.3m (3)	2:41.76	28.59s	29.05s
3 BILLY MACK	6	18.2m	1.1m (1)	4.0m (1)	2:41.95	29.40s	29.27s
6 GOV STARZZZ	7	19.1m	8.8m (1)	9.3m (3)	2:42.02	29.23s	28.95s
9 TRITTRITTBANGBAN	8	19.2m	16.5m (0)	12.9m (1)	2:42.02	28.92s	28.70s
7 EUSTON FLYER	9	27.8m	5.0m (1)	6.2m (2)	2:42.66	29.28s	29.82s

Finish Position and metres gained from 800m





Home of PJ Harness Analyser
 Want to know how successful PJ Harness Analyser is?
 Click here for regular updates

www.pjdata.com.au
 admin@pjdata.com.au
 www.facebook.com/PJHarnessRacing

