

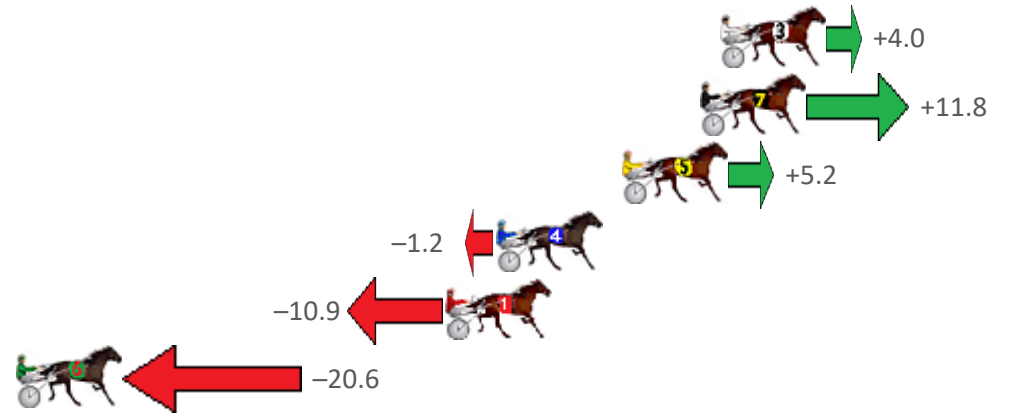
Bunbury Race 1 Distance 2100m

Wednesday, 24 August 2022

Gross Time: 2:38.70 MileRate: 2:01.60 LeadTime: 36.70s First Qtr: 31.60s Second Qtr: 31.50s Third Qtr: 28.10s Fourth Qtr: 30.80s

No Horse	Plc	Mar	800 Posi	400 Posi	Time	3rd Qtr	4th Qtr
3 FLYING TO WIN	1	0.0m	4.0m (0)	3.8m (0)	2:38.70	28.10s	30.52s
7 CHEWYSLOOSECHAN	2	0.8m	12.6m (0)	8.2m (0)	2:38.76	27.82s	30.26s
5 LADY VIOLETTA	3	3.9m	9.1m (2)	1.6m (2)	2:39.01	27.58s	30.99s
4 MAGNOLIA PEARL	4	8.9m	7.7m (1)	0.0m (1)	2:39.42	27.56s	31.52s
1 MORISSETTE	5	10.9m	0.0m (0)	0.0m (0)	2:39.58	28.10s	31.68s
6 MONTEGO	6	33.5m	12.9m (1)	7.1m (1)	2:41.40	27.72s	32.98s

Finish Position and metres gained from 800m





Home of PJ Harness Analyser

Want to know how successful PJ Harness Analyser is?

Click here for regular updates

www.pjdata.com.au
 admin@pjdata.com.au
 www.facebook.com/PJHarnessRacing



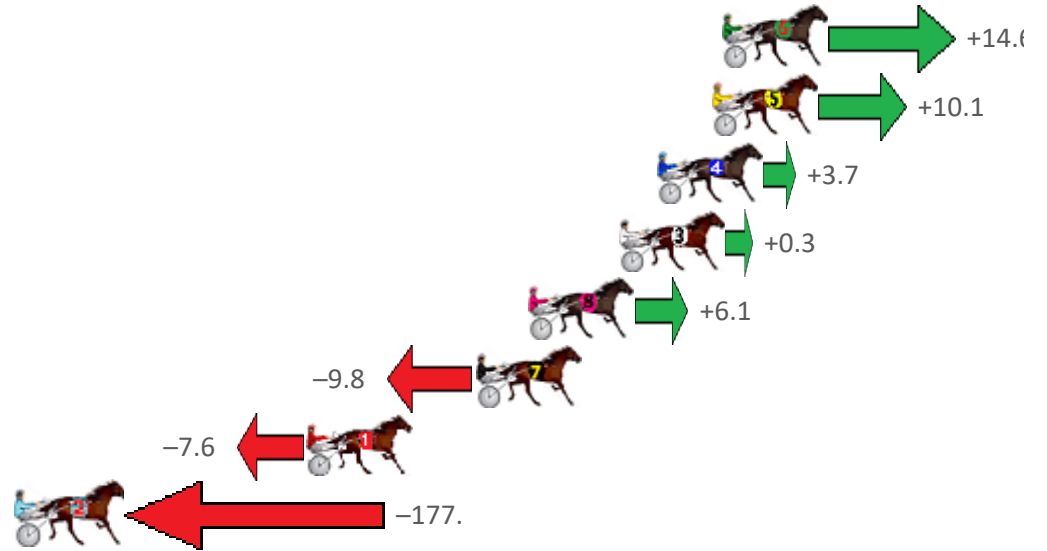
Bunbury Race 2 Distance 2100m

Wednesday, 24 August 2022

Gross Time: 2:38.00 MileRate: 2:01.10 LeadTime: 35.30s First Qtr: 31.20s Second Qtr: 32.30s Third Qtr: 29.10s Fourth Qtr: 30.10s

No Horse	Plc	Mar	800 Posi	400 Posi	Time	3rd Qtr	4th Qtr
6 ASHANTI PRINCESS	1	0.0m	14.6m (1)	10.9m (1)	2:38.00	28.84s	29.30s
5 ALTAIR STAR	2	0.4m	10.5m (1)	7.1m (1)	2:38.03	28.86s	29.61s
4 SASSY ANNIE	3	2.6m	6.3m (1)	2.7m (1)	2:38.20	28.84s	30.10s
3 OH SO GRAND	4	4.1m	4.4m (0)	4.9m (0)	2:38.32	29.14s	30.06s
8 MISS STEFANI	5	7.7m	13.8m (0)	14.7m (0)	2:38.61	29.18s	29.63s
7 ISSUES	6	9.8m	0.0m (0)	0.0m (0)	2:38.77	29.10s	30.87s
1 SWEET SUZI	7	16.5m	8.9m (0)	9.8m (0)	2:39.30	29.18s	30.68s
2 QUEEN OF SHOTS	8	196.5m	18.8m (0)	130.6m (1)	2:53.49	37.35s	35.98s

Finish Position and metres gained from 800m





Home of PJ Harness Analyser

Want to know how successful PJ Harness Analyser is?
Click here for regular updates

www.pjdata.com.au
 admin@pjdata.com.au
 www.facebook.com/PJHarnessRacing



RISE Digital, Harness Racing Australia nor the provider accepts any responsibility for the completeness or accuracy of any of the information contained herein, and makes no representations about its suitability for any particular purpose. Users should make their own judgements about those matters and/or seek independent advice. You assume all risks associated with use of data provided on this page

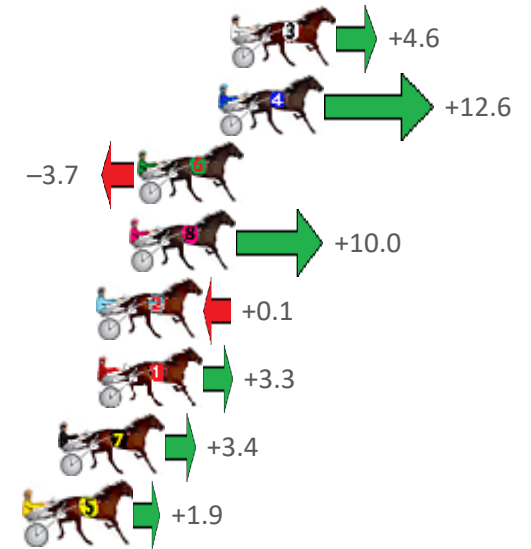
Bunbury Race 3 Distance 2100m

Wednesday, 24 August 2022

Gross Time: 2:39.10 MileRate: 2:01.90 LeadTime: 36.90s First Qtr: 32.50s Second Qtr: 31.20s Third Qtr: 28.20s Fourth Qtr: 30.30s

No Horse	Plc	Mar	800 Posi	400 Posi	Time	3rd Qtr	4th Qtr
3 THE BANDS PLAYING	1	0.0m	4.6m (0)	3.9m (0)	2:39.10	28.16s	30.02s
4 OCEAN BEACH	2	0.5m	13.1m (0)	12.2m (0)	2:39.14	28.17s	29.45s
6 SIR BELVEDERE	3	3.7m	0.0m (0)	0.0m (0)	2:39.39	28.20s	30.59s
8 COHLIN	4	4.0m	14.0m (1)	7.3m (1)	2:39.42	27.75s	30.09s
2 FIFO	5	5.3m	5.4m (1)	1.7m (1)	2:39.52	27.94s	30.60s
1 OVER ARMED	6	5.3m	8.6m (0)	8.4m (0)	2:39.52	28.21s	30.11s
7 GO WIDGIE	7	6.8m	10.2m (2)	3.3m (2)	2:39.64	27.72s	30.60s
5 MISS POCKET ROCKE	8	8.1m	10.0m (1)	7.3m (2)	2:39.74	28.03s	30.41s

Finish Position and metres gained from 800m





Home of PJ Harness Analyser

Want to know how successful PJ Harness Analyser is?
[Click here for regular updates](#)



www.pjdata.com.au
 admin@pjdata.com.au
 www.facebook.com/PJHarnessRacing

RISE Digital, Harness Racing Australia nor the provider accepts any responsibility for the completeness or accuracy of any of the information contained herein, and makes no representations about its suitability for any particular purpose. Users should make their own judgements about those matters and/or seek independent advice. You assume all risks associated with use of data provided on this page

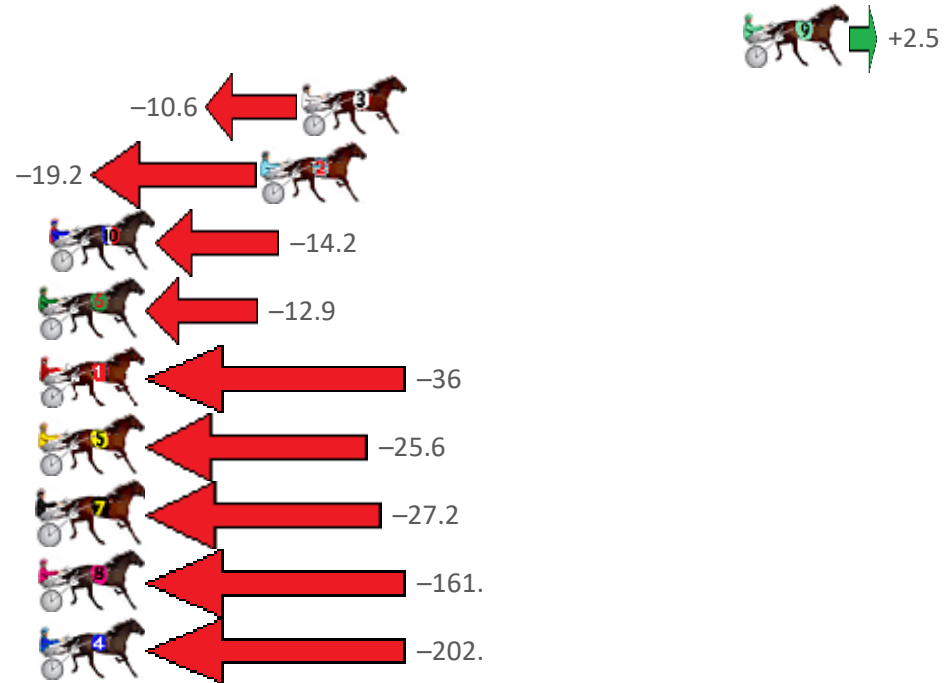
Bunbury Race 4 Distance 2100m

Wednesday, 24 August 2022

Gross Time: 2:35.80 MileRate: 1:59.40 LeadTime: 36.80s First Qtr: 31.90s Second Qtr: 30.60s Third Qtr: 28.80s Fourth Qtr: 27.70s

No Horse	Plc	Mar	800 Posi	400 Posi	Time	3rd Qtr	4th Qtr
9 MACHS BETTOR	1	0.0m	2.5m (1)	1.7m (1)	2:35.80	28.74s	27.58s
3 MISTER RIDGEWELL	2	17.6m	7.0m (1)	5.7m (1)	2:37.08	28.70s	28.58s
2 OUR LOVE AFFAIR	3	19.2m	0.0m (0)	0.0m (0)	2:37.20	28.80s	29.10s
10 BETTOR BE ARTFUL	4	27.6m	13.4m (0)	10.8m (1)	2:37.81	28.60s	28.95s
6 SHAKIRA BLUE	5	29.4m	16.5m (1)	13.1m (2)	2:37.94	28.54s	28.92s
1 SAVE THIS DANCE	6	40.4m	4.5m (0)	5.1m (0)	2:38.74	28.84s	30.28s
5 LIL DELIGHT	7	43.5m	17.9m (0)	22.8m (0)	2:38.97	29.12s	29.27s
7 SHELLNA	8	48.1m	20.9m (1)	22.8m (1)	2:39.30	28.90s	29.60s
8 MOOLAH MAGNET	9	170.2m	8.7m (0)	113.1m (0)	2:48.20	36.12s	32.16s
4 NAVY STREET	10	214.4m	12.0m (1)	141.5m (1)	2:51.42	37.88s	33.38s

Finish Position and metres gained from 800m





Home of PJ Harness Analyser

Want to know how successful PJ Harness Analyser is?

Click here for regular updates

www.pjdata.com.au
 admin@pjdata.com.au
 www.facebook.com/PJHarnessRacing



RISE Digital, Harness Racing Australia nor the provider accepts any responsibility for the completeness or accuracy of any of the information contained herein, and makes no representations about its suitability for any particular purpose. Users should make their own judgements about those matters and/or seek independent advice. You assume all risks associated with use of data provided on this page

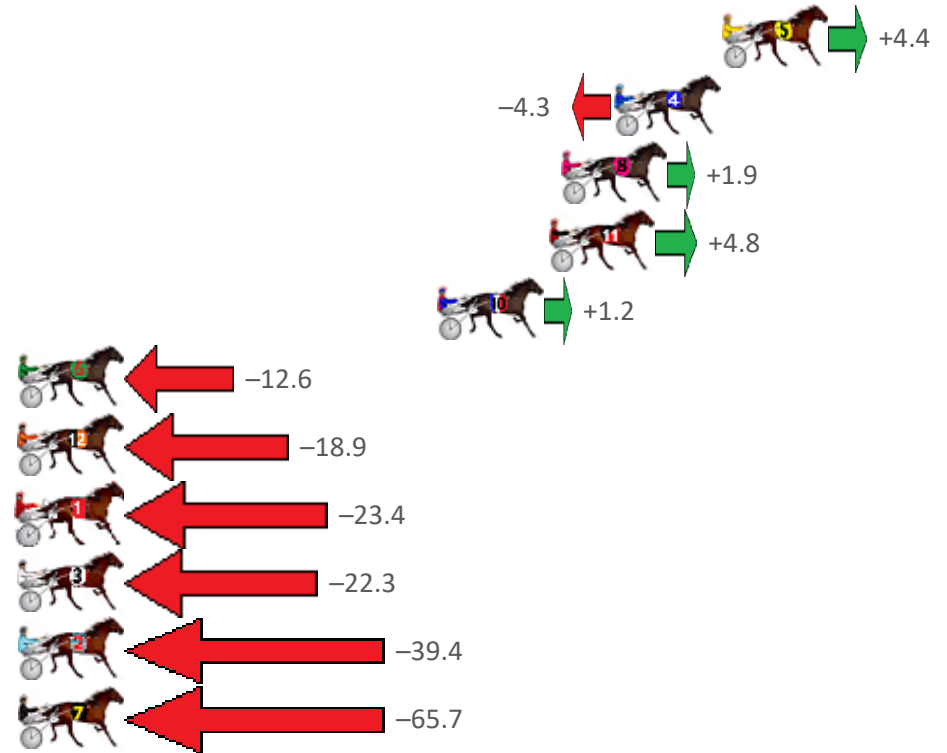
Bunbury Race 5 Distance 2100m

Wednesday, 24 August 2022

Gross Time: 2:36.40 MileRate: 1:59.80 LeadTime: 36.70s First Qtr: 31.80s Second Qtr: 30.40s Third Qtr: 29.60s Fourth Qtr: 27.90s

No Horse	Plc	Mar	800 Posi	400 Posi	Time	3rd Qtr	4th Qtr
5 EL CASANOVA	1	0.0m	4.4m (0)	3.9m (0)	2:36.40	29.56s	27.62s
4 STRENGTH AND HO	2	4.3m	0.0m (0)	0.0m (0)	2:36.72	29.60s	28.22s
8 SOUFFLE	3	6.4m	8.3m (0)	8.4m (0)	2:36.87	29.59s	27.77s
11 SMOKEYS SHADOW	4	6.9m	11.7m (1)	3.4m (2)	2:36.91	28.98s	28.17s
10 DOVE CRY	5	11.3m	12.5m (0)	12.0m (0)	2:37.23	29.54s	27.87s
6 TAKETHECANNOLI	6	33.5m	20.9m (1)	9.5m (2)	2:38.86	28.74s	29.68s
12 MAL BOY	7	34.9m	16.0m (1)	5.6m (3)	2:38.96	28.82s	30.06s
1 NOVEL APPROACH	8	40.3m	16.9m (0)	16.2m (0)	2:39.36	29.52s	29.70s
3 THE MIGHTY WARRI	9	43.5m	21.2m (0)	14.6m (1)	2:39.59	29.08s	30.05s
2 ANOTHER RUSTY	10	46.7m	7.3m (1)	9.0m (1)	2:39.83	29.70s	30.69s
7 HEAVENLY WAGE	11	68.7m	3.0m (1)	4.5m (1)	2:41.44	29.70s	32.62s

Finish Position and metres gained from 800m





Home of PJ Harness Analyser

Want to know how successful PJ Harness Analyser is?

[Click here for regular updates](#)



www.pjdata.com.au
 admin@pjdata.com.au
 www.facebook.com/PJHarnessRacing

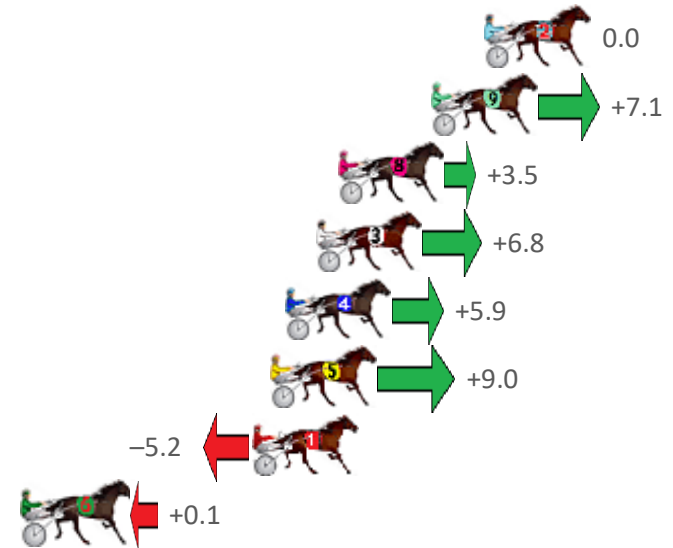
Bunbury Race 6 Distance 2100m

Wednesday, 24 August 2022

Gross Time: 2:36.70 MileRate: 2:00.10 LeadTime: 37.50s First Qtr: 32.20s Second Qtr: 30.50s Third Qtr: 28.00s Fourth Qtr: 28.50s

No Horse	Plc	Mar	800 Posi	400 Posi	Time	3rd Qtr	4th Qtr
2 BEEN SCOOTIN	1	0.0m	0.0m (0)	0.0m (0)	2:36.70	28.00s	28.50s
9 LOVE AND KISSES	2	2.1m	9.2m (1)	0.6m (1)	2:36.86	27.40s	28.62s
8 ATOMIC FEEL	3	5.8m	9.3m (0)	9.7m (0)	2:37.13	28.03s	28.25s
3 ROLL OF HONOUR	4	6.7m	13.5m (1)	5.7m (1)	2:37.20	27.46s	28.60s
4 THEYCALL ME STOO	5	7.9m	13.8m (0)	15.4m (0)	2:37.29	28.12s	28.01s
5 FORBIDDEN JEWEL	6	8.5m	17.5m (1)	9.7m (1)	2:37.34	27.46s	28.46s
1 GOV STARZZZ	7	9.2m	4.0m (0)	4.6m (0)	2:37.39	28.04s	28.87s
6 GOODONYA MATE	8	18.3m	18.4m (0)	22.8m (0)	2:38.07	28.32s	28.27s

Finish Position and metres gained from 800m





Home of PJ Harness Analyser
 Want to know how successful PJ Harness Analyser is?
 Click here for regular updates

www.pjdata.com.au
 admin@pjdata.com.au
 www.facebook.com/PJHarnessRacing



RISE Digital, Harness Racing Australia nor the provider accepts any responsibility for the completeness or accuracy of any of the information contained herein, and makes no representations about its suitability for any particular purpose. Users should make their own judgements about those matters and/or seek independent advice. You assume all risks associated with use of data provided on this page

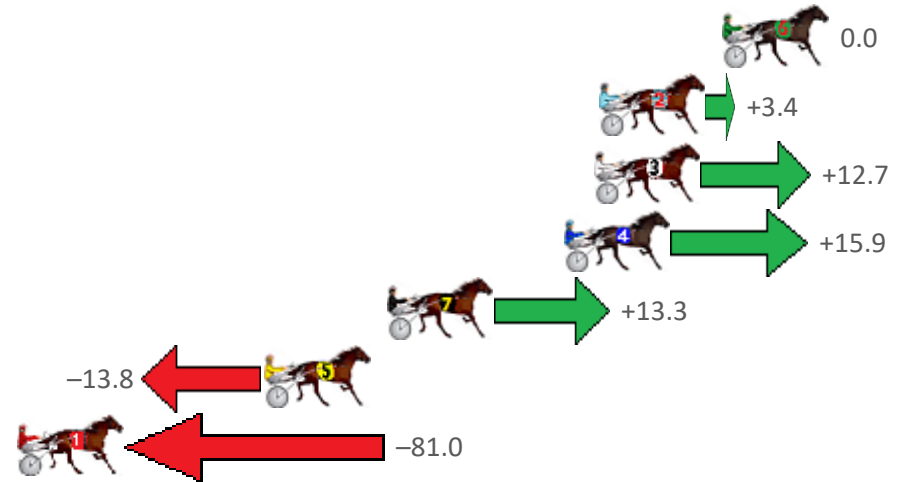
Bunbury Race 7 Distance 2569m

Wednesday, 24 August 2022

Gross Time: 3:08.70 MileRate: 1:58.20 LeadTime: 68.40s First Qtr: 30.50s Second Qtr: 31.10s Third Qtr: 29.00s Fourth Qtr: 29.70s

No Horse	Plc	Mar	800 Posi	400 Posi	Time	3rd Qtr	4th Qtr
6 WONDERFUL TO FLY	1	0.0m	0.0m (0)	0.0m (0)	3:08.70	29.00s	29.70s
2 MISS SASSY	2	4.9m	8.3m (0)	9.3m (0)	3:09.08	29.08s	29.40s
3 PRECOCIOUS LADY	3	5.1m	17.8m (0)	12.1m (1)	3:09.10	28.60s	29.22s
4 CATCH THE RED EYE	4	6.3m	22.2m (0)	17.0m (0)	3:09.19	28.64s	28.95s
7 SPORT SPORT SPORT	5	13.3m	26.6m (0)	20.8m (1)	3:09.74	28.60s	29.22s
5 SOVRANA	6	18.2m	4.4m (0)	4.9m (0)	3:10.12	29.04s	30.76s
1 KOOLBARDI NAVAJO	7	94.9m	13.9m (0)	21.9m (0)	3:16.09	29.60s	35.49s

Finish Position and metres gained from 800m





Home of PJ Harness Analyser

Want to know how successful PJ Harness Analyser is?
Click here for regular updates

www.pjdata.com.au
 admin@pjdata.com.au
 www.facebook.com/PJHarnessRacing



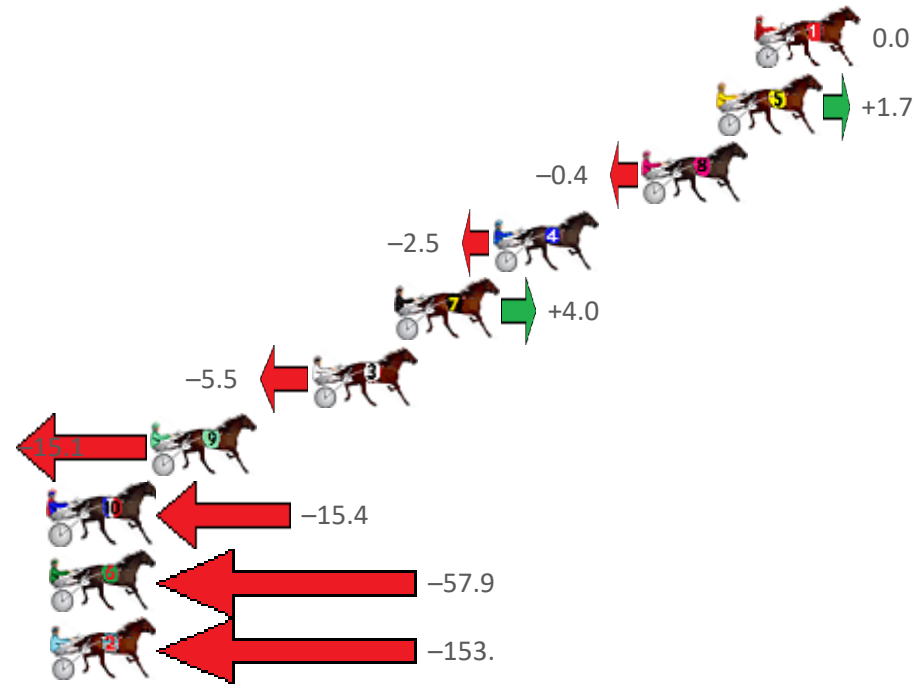
Bunbury Race 8 Distance 2100m

Wednesday, 24 August 2022

Gross Time: 2:32.10 MileRate: 1:56.60 LeadTime: 36.40s First Qtr: 30.60s Second Qtr: 30.20s Third Qtr: 27.30s Fourth Qtr: 27.60s

No Horse	Plc	Mar	800 Posi	400 Posi	Time	3rd Qtr	4th Qtr
1 TENZING BROMAC	1	0.0m	0.0m (0)	0.0m (0)	2:32.10	27.30s	27.60s
5 TRICKY MIKI	2	1.5m	3.2m (1)	1.2m (1)	2:32.21	27.16s	27.63s
8 ROCKSTAR REBEL	3	4.5m	4.1m (0)	4.7m (0)	2:32.43	27.34s	27.61s
4 TIGER ROYAL	4	10.4m	7.9m (1)	5.6m (1)	2:32.86	27.14s	27.98s
7 AUCKLAND JET	5	14.3m	18.3m (0)	22.9m (1)	2:33.14	27.62s	27.08s
3 MANIFESTLY EXCESI	6	17.6m	12.1m (1)	13.5m (1)	2:33.38	27.40s	27.96s
9 DESIDERIO	7	24.0m	8.9m (0)	13.5m (0)	2:33.84	27.62s	28.42s
10 SHEZA BROMAC	8	31.6m	16.2m (1)	18.2m (1)	2:34.39	27.44s	28.65s
6 IDEAL FLIPFLOP	9	71.5m	13.6m (0)	24.6m (0)	2:37.29	28.06s	31.11s
2 APOLLO ROCK	10	396.0m	242.1m (0)	262.6m (0)	3:00.86	28.79s	38.44s

Finish Position and metres gained from 800m





Home of PJ Harness Analyser
 Want to know how successful PJ Harness Analyser is?
 Click here for regular updates

www.pjdata.com.au
 admin@pjdata.com.au
 www.facebook.com/PJHarnessRacing



RISE Digital, Harness Racing Australia nor the provider accepts any responsibility for the completeness or accuracy of any of the information contained herein, and makes no representations about its suitability for any particular purpose. Users should make their own judgements about those matters and/or seek independent advice. You assume all risks associated with use of data provided on this page

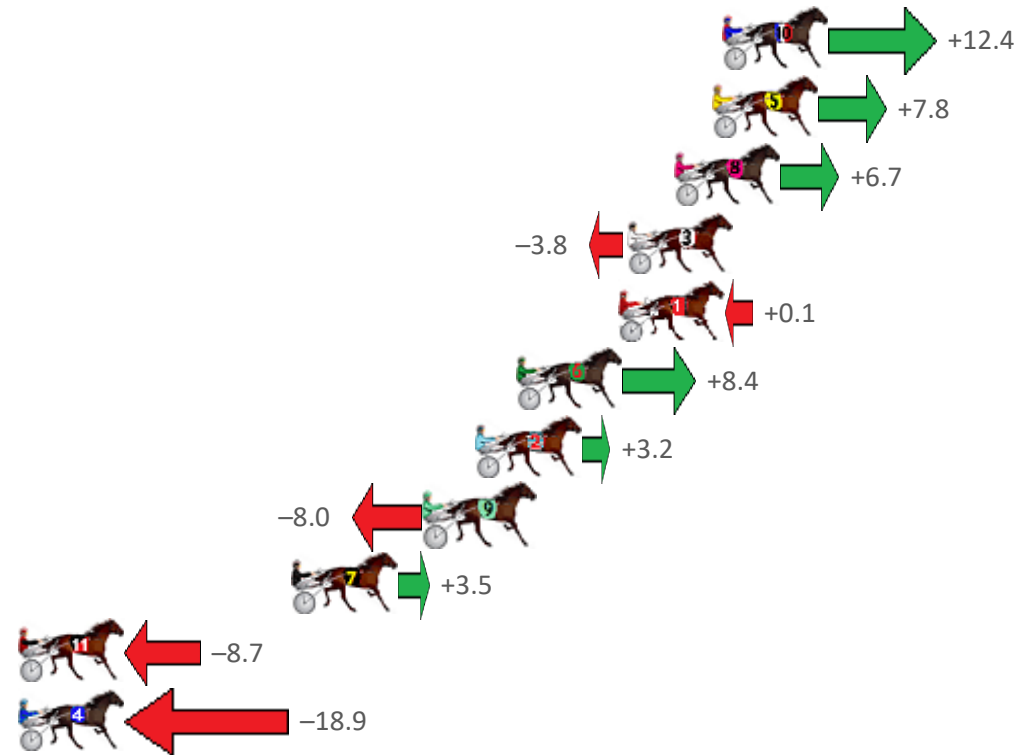
Bunbury Race 9 Distance 2503m

Wednesday, 24 August 2022

Gross Time: 3:13.20 MileRate: 2:02.30 LeadTime: 73.80s First Qtr: 31.70s Second Qtr: 29.90s Third Qtr: 28.50s Fourth Qtr: 29.30s

No Horse	Plc	Mar	800 Posi	400 Posi	Time	3rd Qtr	4th Qtr
10 GOLD HORSESHOE	1	0.0m	12.4m (1)	12.2m (2)	3:13.20	28.50s	28.41s
5 BAYARDO	2	0.4m	8.2m (1)	7.4m (2)	3:13.23	28.45s	28.79s
8 ROCKIN JETSTAR	3	1.9m	8.6m (0)	8.8m (0)	3:13.35	28.52s	28.80s
3 MEGA MACH	4	3.8m	0.0m (0)	0.0m (0)	3:13.49	28.50s	29.58s
1 GHOSTWRITER	5	4.1m	4.2m (0)	4.2m (0)	3:13.52	28.50s	29.29s
6 WHITE LIGHTNING	6	8.2m	16.6m (1)	16.2m (1)	3:13.83	28.48s	28.72s
2 SATS MALOO	7	9.8m	13.0m (0)	13.4m (0)	3:13.95	28.53s	29.04s
9 BE ROCK HARD	8	11.8m	3.8m (1)	3.8m (1)	3:14.11	28.49s	29.88s
7 FIREBALL FRIDAY	9	17.1m	20.6m (1)	18.4m (0)	3:14.51	28.34s	29.21s
11 BETTOR BE LIVELY	10	28.3m	19.6m (2)	24.4m (1)	3:15.37	28.84s	29.58s
4 MISTA MANGELS	11	36.3m	17.4m (0)	25.6m (0)	3:15.99	29.08s	30.08s

Finish Position and metres gained from 800m



Home of PJ Harness Analyser

Want to know how successful PJ Harness Analyser is?
Click here for regular updates

www.pjdata.com.au
 admin@pjdata.com.au
 www.facebook.com/PJHarnessRacing

RISE Digital, Harness Racing Australia nor the provider accepts any responsibility for the completeness or accuracy of any of the information contained herein, and makes no representations about its suitability for any particular purpose. Users should make their own judgements about those matters and/or seek independent advice. You assume all risks associated with use of data provided on this page