

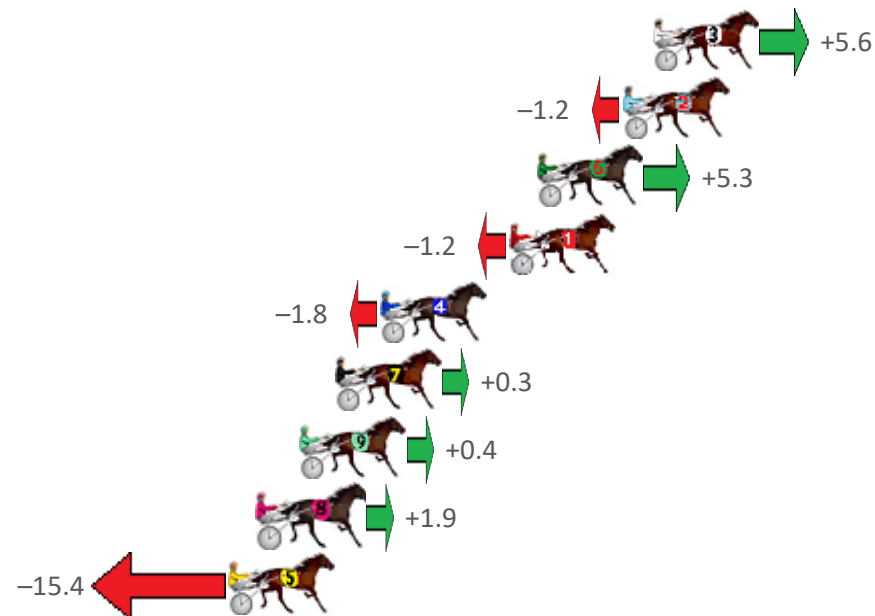
# Gloucester Park Race 1 Distance 2130m

Tuesday, 9 August 2022

Gross Time: 2:37.50 MileRate: 1:59.00 LeadTime: 39.20s First Qtr: 31.00s Second Qtr: 29.90s Third Qtr: 28.60s Fourth Qtr: 28.80s

NoHorse	Plc	Mar	800 Posi	400 Posi	Time	3rd Qtr	4th Qtr
3 NOTED	1	0.0m	5.6m (1)	1.4m (1)	2:37.50	28.30s	28.70s
2 SPEEDWAGON	2	1.2m	0.0m (0)	0.0m (0)	2:37.59	28.60s	28.89s
6 ALCOPONY	3	4.6m	9.9m (1)	6.5m (2)	2:37.85	28.36s	28.68s
1 IDOLISED	4	5.7m	4.5m (0)	7.0m (0)	2:37.93	28.78s	28.73s
4 PETER ROMEO	5	10.8m	9.0m (0)	11.8m (0)	2:38.32	28.80s	28.78s
7 STEREOPHONIC	6	12.6m	12.9m (0)	23.3m (0)	2:38.45	29.34s	28.09s
9 RELIM	7	14.0m	14.4m (1)	10.7m (2)	2:38.56	28.34s	29.09s
8 CULLEN STAR	8	15.6m	17.5m (0)	28.6m (0)	2:38.68	29.40s	27.94s
5 SUNPATRA	9	16.8m	1.4m (1)	8.7m (1)	2:38.77	29.12s	29.45s

Finish Position and metres gained from 800m





**Home of PJ Harness Analyser**

Want to know how successful PJ Harness Analyser is?

Click here for regular updates

[www.pjdata.com.au](http://www.pjdata.com.au)  
 [admin@pjdata.com.au](mailto:admin@pjdata.com.au)  
 [www.facebook.com/PJHarnessRacing](https://www.facebook.com/PJHarnessRacing)



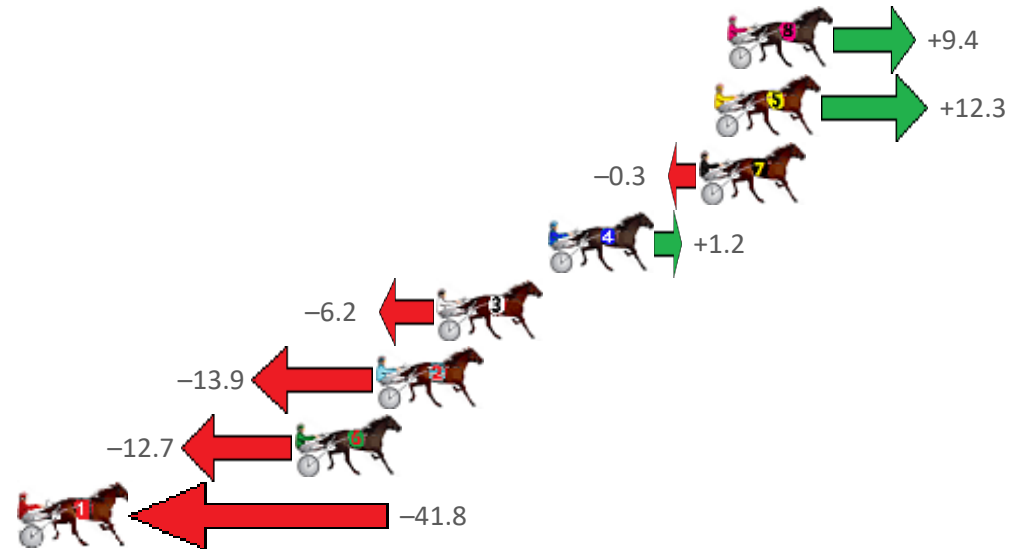
# Gloucester Park Race 2 Distance 2130m

Tuesday, 9 August 2022

Gross Time: 2:37.60 MileRate: 1:59.10 LeadTime: 37.60s First Qtr: 31.40s Second Qtr: 30.20s Third Qtr: 29.00s Fourth Qtr: 29.40s

NoHorse	Plc	Mar	800 Posi	400 Posi	Time	3rd Qtr	4th Qtr
8 TIGER ROYAL	1	0.0m	9.4m (1)	8.9m (1)	2:37.60	28.96s	28.76s
5 STRIKE MASTER	2	0.5m	12.8m (0)	12.7m (0)	2:37.64	29.00s	28.52s
7 IFEEL SIKDARL	3	1.1m	0.8m (1)	0.9m (1)	2:37.68	29.00s	29.42s
4 FOLLOW THE DRAGO	4	7.1m	8.3m (0)	8.3m (0)	2:38.15	29.00s	29.35s
3 ROLL OF HONOUR	5	11.5m	5.3m (1)	5.3m (1)	2:38.49	29.00s	29.90s
2 ARMAROCKSTAR	6	13.9m	0.0m (0)	0.0m (0)	2:38.67	29.00s	30.47s
6 SOHO GIGOLO	7	17.1m	4.4m (0)	4.4m (0)	2:38.92	29.00s	30.40s
1 MILITARY STAR	8	61.0m	19.2m (0)	24.0m (0)	2:42.30	29.36s	32.36s

Finish Position and metres gained from 800m





**Home of PJ Harness Analyser**  
 Want to know how successful PJ Harness Analyser is?  
 Click here for regular updates

[www.pjdata.com.au](http://www.pjdata.com.au)   
 [admin@pjdata.com.au](mailto:admin@pjdata.com.au)   
 [www.facebook.com/PJHarnessRacing](https://www.facebook.com/PJHarnessRacing)




# Gloucester Park Race 3 Distance 2130m

Tuesday, 9 August 2022

Gross Time: 2:38.90 MileRate: 2:00.10 LeadTime: 38.00s First Qtr: 31.90s Second Qtr: 30.80s Third Qtr: 29.10s Fourth Qtr: 29.10s

NoHorse	Plc	Mar	800 Posi	400 Posi	Time	3rd Qtr	4th Qtr
10 ALLWOOD WIZARD	1	0.0m	8.9m (0)	8.3m (1)	2:38.90	29.06s	28.50s
12 MCARDLES GEM	2	0.5m	13.6m (1)	14.1m (1)	2:38.94	29.14s	28.12s
3 ICANBOLT	3	3.4m	5.3m (1)	5.3m (2)	2:39.16	29.10s	28.98s
2 ALFREDI	4	8.4m	0.0m (0)	0.0m (0)	2:39.54	29.10s	29.74s
7 JESSE ALLWOOD	5	9.0m	13.0m (0)	12.7m (0)	2:39.59	29.08s	28.87s
11 APOLOGIZE	6	10.0m	9.4m (1)	10.0m (2)	2:39.66	29.14s	29.14s
8 NAME IN LIGHTS	7	13.4m	16.9m (0)	16.9m (0)	2:39.92	29.10s	28.90s
4 BETTOR MY DREAMZ	8	13.7m	1.1m (1)	2.0m (1)	2:39.95	29.16s	30.00s
1 TEPELO STAR	9	16.5m	4.7m (0)	4.2m (0)	2:40.16	29.06s	30.06s
6 ROCKNROLL WHITBY	10	23.2m	18.0m (2)	12.8m (3)	2:40.67	28.73s	29.95s
5 SAGATIOUS	11	24.6m	18.0m (1)	18.3m (1)	2:40.78	29.12s	29.66s

Finish Position and metres gained from 800m





**Home of PJ Harness Analyser**

Want to know how successful PJ Harness Analyser is?

Click here for regular updates

[www.pjdata.com.au](http://www.pjdata.com.au)  
 [admin@pjdata.com.au](mailto:admin@pjdata.com.au)  
 [www.facebook.com/PJHarnessRacing](https://www.facebook.com/PJHarnessRacing)



RISE Digital, Harness Racing Australia nor the provider accepts any responsibility for the completeness or accuracy of any of the information contained herein, and makes no representations about its suitability for any particular purpose. Users should make their own judgements about those matters and/or seek independent advice. You assume all risks associated with use of data provided on this page

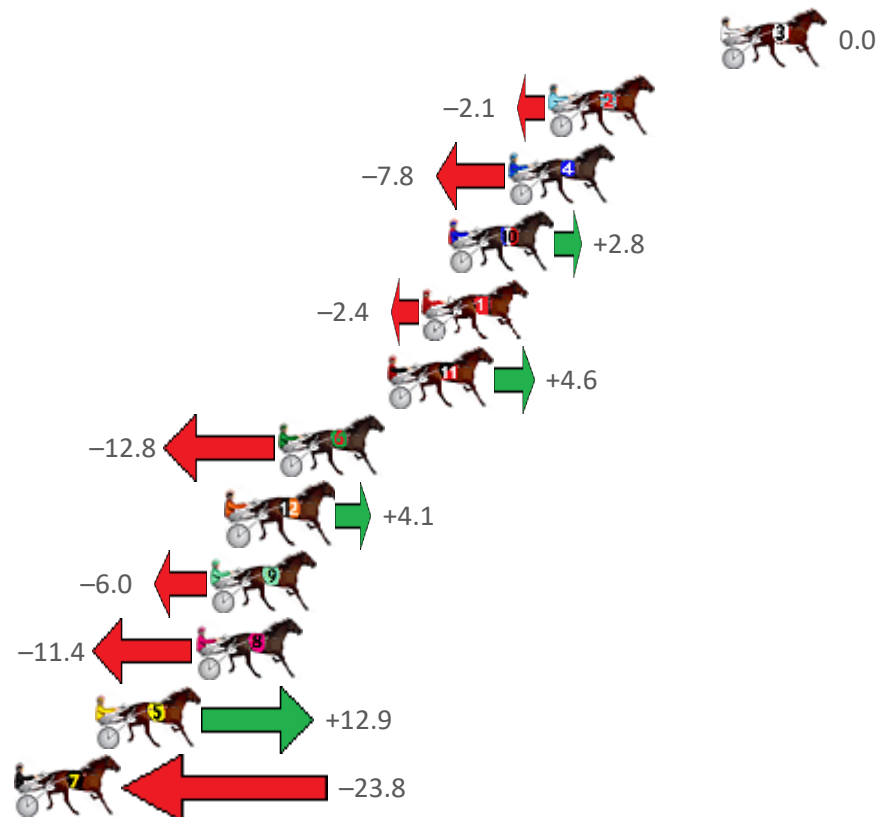
# Gloucester Park Race 4 Distance 1730m

Tuesday, 9 August 2022

Gross Time: 2:05.40 MileRate: 1:56.70 LeadTime: 7.70s First Qtr: 29.70s Second Qtr: 30.50s Third Qtr: 29.00s Fourth Qtr: 28.50s

NoHorse	Plc	Mar	800 Posi	400 Posi	Time	3rd Qtr	4th Qtr
3 THE CODE BREAKER	1	0.0m	0.0m (0)	0.0m (0)	2:05.40	29.00s	28.50s
2 JILLIBY JAKE	2	6.8m	4.7m (0)	4.8m (0)	2:05.91	29.00s	28.67s
4 VINTAGE BLU	3	8.4m	0.6m (1)	2.0m (1)	2:06.03	29.10s	28.99s
10 LA SULEIMAN	4	10.8m	13.6m (0)	12.9m (0)	2:06.21	28.94s	28.39s
1 MISTER ARDEE	5	11.8m	9.4m (0)	9.2m (0)	2:06.28	28.98s	28.72s
11 REBEL WITH A GRIN	6	13.2m	17.8m (0)	17.4m (0)	2:06.39	28.96s	28.25s
6 MAKE IT HAPPEN	7	17.5m	4.7m (1)	7.9m (1)	2:06.71	29.22s	29.25s
12 ROCKMENOW	8	19.5m	23.6m (0)	22.1m (0)	2:06.86	28.88s	28.38s
9 PER ARDUA AD ASTR	9	20.2m	14.2m (1)	17.1m (1)	2:06.91	29.20s	28.79s
8 STAR ARMBRO	10	20.8m	9.4m (1)	12.6m (1)	2:06.96	29.22s	29.15s
5 TWENTYNINE TWEL	11	24.8m	37.7m (0)	28.6m (0)	2:07.26	28.32s	28.32s
7 BEACH SKIPPER	12	56.8m	33.0m (0)	33.0m (0)	2:09.65	28.98s	30.39s

Finish Position and metres gained from 800m





**Home of PJ Harness Analyser**  
 Want to know how successful PJ Harness Analyser is?  
 Click here for regular updates

[www.pjdata.com.au](http://www.pjdata.com.au)  
 [admin@pjdata.com.au](mailto:admin@pjdata.com.au)  
 [www.facebook.com/PJHarnessRacing](https://www.facebook.com/PJHarnessRacing)



RISE Digital, Harness Racing Australia nor the provider accepts any responsibility for the completeness or accuracy of any of the information contained herein, and makes no representations about its suitability for any particular purpose. Users should make their own judgements about those matters and/or seek independent advice. You assume all risks associated with use of data provided on this page

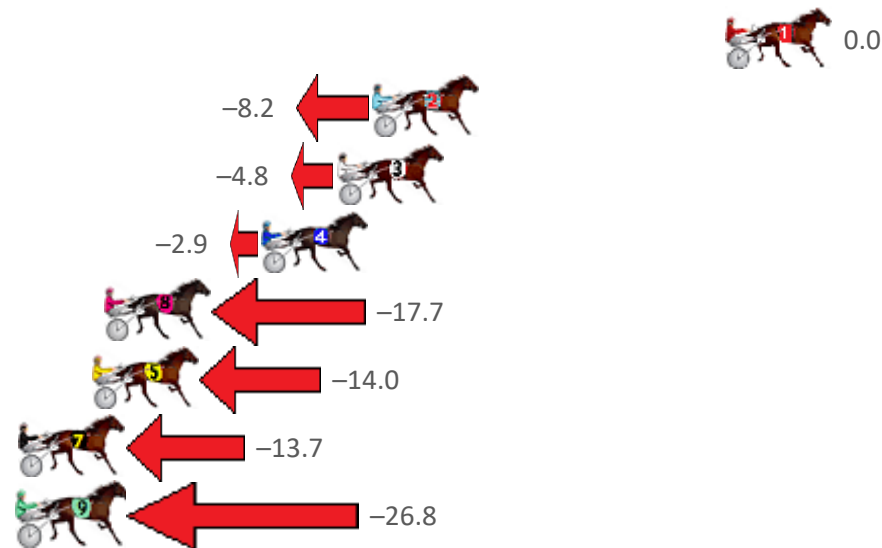
# Gloucester Park Race 5 Distance 2130m

Tuesday, 9 August 2022

Gross Time: 2:41.20 MileRate: 2:01.80 LeadTime: 39.10s First Qtr: 33.20s Second Qtr: 31.90s Third Qtr: 29.00s Fourth Qtr: 28.00s

NoHorse	Plc	Mar	800 Posi	400 Posi	Time	3rd Qtr	4th Qtr
1 ZEPHYRA	1	0.0m	0.0m (0)	0.0m (0)	2:41.20	29.00s	28.00s
2 SEAGRASS	2	14.0m	5.8m (0)	4.2m (0)	2:42.23	28.88s	28.73s
3 MAGNOLIA PEARL	3	15.4m	10.6m (0)	8.5m (0)	2:42.33	28.84s	28.53s
4 LADY VIOLETTA	4	18.4m	15.5m (0)	12.7m (0)	2:42.55	28.78s	28.45s
8 POCKETFUL OF OPAL	5	24.6m	6.9m (1)	10.5m (1)	2:43.01	29.24s	29.07s
5 LUCIENNE	6	25.1m	11.1m (1)	14.4m (1)	2:43.05	29.22s	28.83s
7 HELLO GORGEOUS	7	28.7m	15.0m (1)	16.4m (2)	2:43.31	29.08s	28.95s
9 QUATTROSE	8	29.3m	2.5m (1)	4.6m (1)	2:43.36	29.14s	29.83s

Finish Position and metres gained from 800m





**Home of PJ Harness Analyser**

Want to know how successful PJ Harness Analyser is?

Click here for regular updates

[www.pjdata.com.au](http://www.pjdata.com.au)  
 [admin@pjdata.com.au](mailto:admin@pjdata.com.au)  
 [www.facebook.com/PJHarnessRacing](https://www.facebook.com/PJHarnessRacing)



RISE Digital, Harness Racing Australia nor the provider accepts any responsibility for the completeness or accuracy of any of the information contained herein, and makes no representations about its suitability for any particular purpose. Users should make their own judgements about those matters and/or seek independent advice. You assume all risks associated with use of data provided on this page

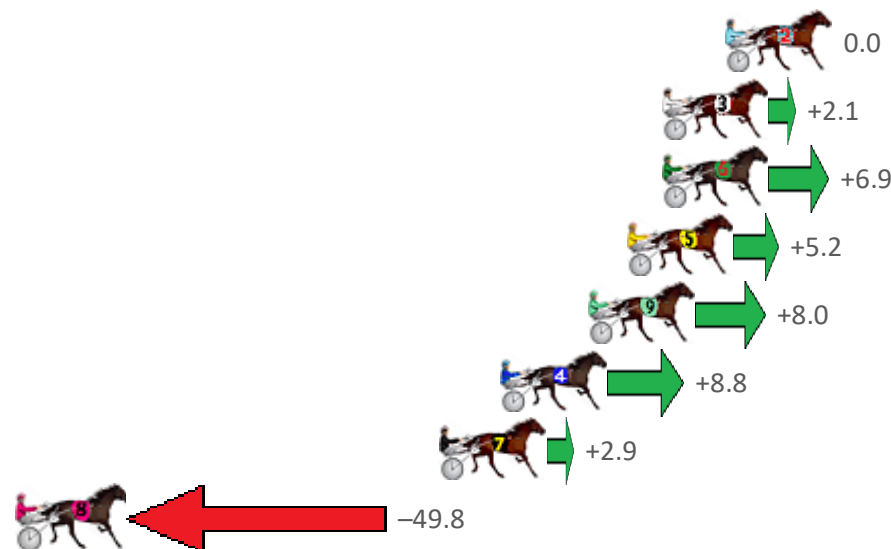
# Gloucester Park Race 6 Distance 2130m

Tuesday, 9 August 2022

Gross Time: 2:44.80 MileRate: 2:04.50 LeadTime: 41.00s First Qtr: 33.90s Second Qtr: 31.60s Third Qtr: 30.00s Fourth Qtr: 28.30s

NoHorse	Plc	Mar	800 Posi	400 Posi	Time	3rd Qtr	4th Qtr
2 FLAMETREE	1	0.0m	0.0m (0)	0.0m (0)	2:44.80	30.00s	28.30s
3 HUNT THE MAGIC	2	2.5m	4.6m (0)	2.2m (1)	2:44.99	29.82s	28.32s
6 AMERICAN MONARC	3	2.5m	9.4m (1)	6.4m (1)	2:44.99	29.76s	28.02s
5 OUR LILIOU	4	3.9m	9.1m (0)	4.7m (0)	2:45.09	29.66s	28.25s
9 THORIUM ENERGY	5	5.4m	13.4m (1)	10.0m (1)	2:45.20	29.72s	27.98s
4 FLYING TO WIN	6	8.9m	17.7m (1)	14.7m (1)	2:45.46	29.74s	27.90s
7 CANDY APPLE	7	11.3m	14.2m (0)	10.2m (0)	2:45.64	29.68s	28.40s
8 SHALINI	8	54.9m	5.1m (1)	7.2m (2)	2:48.88	30.14s	31.86s

Finish Position and metres gained from 800m





**Home of PJ Harness Analyser**  
 Want to know how successful PJ Harness Analyser is?  
 Click here for regular updates

[www.pjdata.com.au](http://www.pjdata.com.au)  
 [admin@pjdata.com.au](mailto:admin@pjdata.com.au)  
 [www.facebook.com/PJHarnessRacing](https://www.facebook.com/PJHarnessRacing)




# Gloucester Park Race 7 Distance 2130m

Tuesday, 9 August 2022

Gross Time: 2:40.90 MileRate: 2:01.50 LeadTime: 38.60s First Qtr: 32.00s Second Qtr: 30.10s Third Qtr: 29.70s Fourth Qtr: 30.50s

NoHorse	Plc	Mar	800 Posi	400 Posi	Time	3rd Qtr	4th Qtr
6 JACKIE DANIELS	1	0.0m	11.4m (1)	11.0m (1)	2:40.90	29.68s	29.68s
7 SPIRITOFANANGEL	2	3.2m	2.7m (1)	3.0m (1)	2:41.16	29.72s	30.53s
3 FLY TO FAME	3	4.5m	4.3m (0)	3.8m (0)	2:41.26	29.66s	30.58s
10 MONTEGO	4	4.8m	12.7m (0)	13.1m (0)	2:41.28	29.74s	29.90s
4 BETWEEN TWO THO	5	8.5m	0.0m (0)	0.0m (0)	2:41.58	29.70s	31.18s
8 OUR LADY JEN	6	9.3m	17.3m (0)	17.4m (0)	2:41.64	29.72s	29.94s
9 LADYTWO	7	11.5m	15.2m (1)	15.0m (1)	2:41.82	29.70s	30.30s
2 SWEET VIVIENNE	8	11.7m	6.8m (1)	7.3m (1)	2:41.83	29.74s	30.89s
1 BELLA RAGAZZA	9	13.0m	8.1m (0)	8.8m (0)	2:41.94	29.76s	30.88s





**Home of PJ Harness Analyser**

**Want to know how successful PJ Harness Analyser is?**

**Click here for regular updates**

[www.pjdata.com.au](http://www.pjdata.com.au)  
 [admin@pjdata.com.au](mailto:admin@pjdata.com.au)  
 [www.facebook.com/PJHarnessRacing](https://www.facebook.com/PJHarnessRacing)



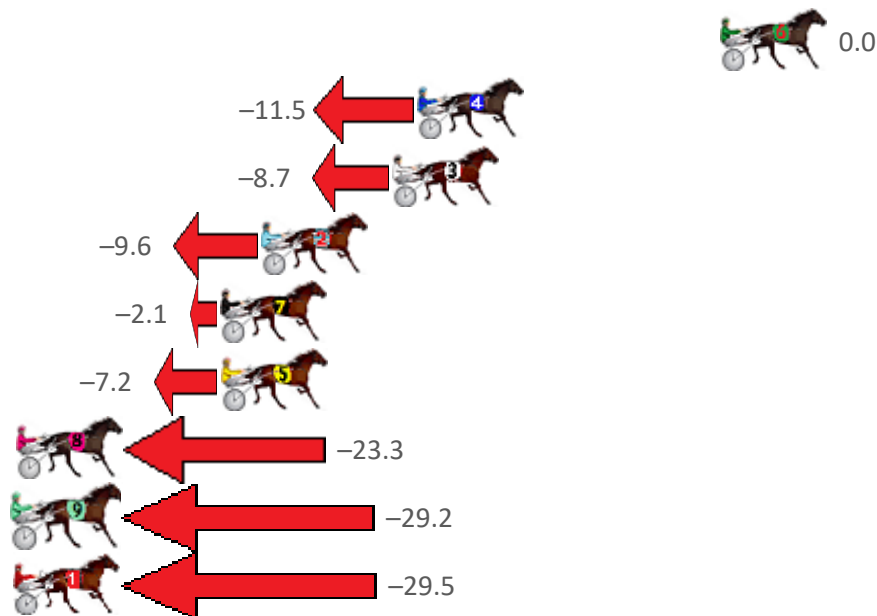
# Gloucester Park Race 8 Distance 2536m

Tuesday, 9 August 2022

Gross Time: 3:15.40 MileRate: 2:04.00 LeadTime: 72.20s First Qtr: 32.60s Second Qtr: 30.90s Third Qtr: 30.00s Fourth Qtr: 29.70s

NoHorse	Plc	Mar	800 Posi	400 Posi	Time	3rd Qtr	4th Qtr
6 BEEFOUR BACARDI	1	0.0m	0.0m (0)	0.0m (0)	3:15.40	30.00s	29.70s
4 GOODTIME PE RABBI	2	12.0m	0.5m (1)	3.5m (1)	3:16.33	30.22s	30.37s
3 ONE BID BUYS	3	13.0m	4.3m (0)	4.9m (0)	3:16.41	30.04s	30.35s
2 MY MDINA	4	18.2m	8.6m (0)	9.2m (0)	3:16.82	30.04s	30.44s
7 DARK SECRET	5	19.8m	17.7m (0)	20.2m (0)	3:16.94	30.18s	29.74s
5 FLINGANDWINGIT	6	19.8m	12.6m (0)	13.2m (0)	3:16.94	30.04s	30.26s
8 MAJESTIC COURTNE	7	27.9m	4.6m (1)	8.1m (1)	3:17.57	30.26s	31.27s
9 LUCKY CHARM	8	38.3m	9.1m (1)	12.7m (1)	3:18.38	30.26s	31.74s
1 SUNNYS LITTLE JESTI	9	42.9m	13.4m (1)	11.7m (2)	3:18.74	29.86s	32.18s

Finish Position and metres gained from 800m





**Home of PJ Harness Analyser**

Want to know how successful PJ Harness Analyser is?

Click here for regular updates

[www.pjdata.com.au](http://www.pjdata.com.au)  
 [admin@pjdata.com.au](mailto:admin@pjdata.com.au)  
 [www.facebook.com/PJHarnessRacing](https://www.facebook.com/PJHarnessRacing)





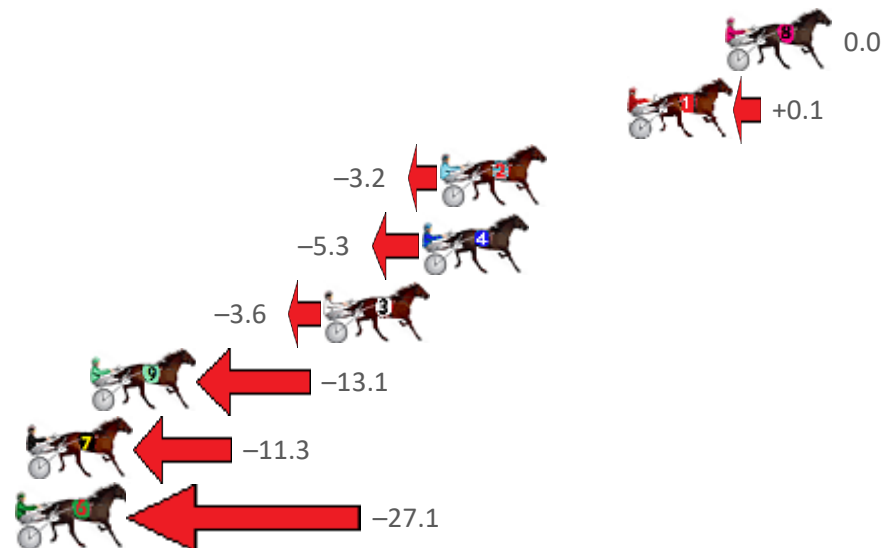
# Gloucester Park Race 9 Distance 2130m

Tuesday, 9 August 2022

Gross Time: 2:39.30 MileRate: 2:00.40 LeadTime: 38.20s First Qtr: 31.90s Second Qtr: 30.10s Third Qtr: 30.00s Fourth Qtr: 29.10s

NoHorse	Plc	Mar	800 Posi	400 Posi	Time	3rd Qtr	4th Qtr
8 ALCIPPES DELIGHT	1	0.0m	0.0m (0)	0.0m (0)	2:39.30	30.00s	29.10s
1 BONSTAR	2	3.9m	4.0m (0)	3.8m (0)	2:39.60	29.98s	29.12s
2 SATS MALOO	3	11.3m	8.1m (0)	7.9m (0)	2:40.16	29.98s	29.38s
4 OUR GLOWING STAR	4	12.0m	6.7m (1)	7.7m (1)	2:40.22	30.06s	29.45s
3 DIAMOND DANCE	5	15.9m	12.3m (0)	12.0m (0)	2:40.51	29.96s	29.43s
9 GODDESS OF REASO	6	25.2m	12.1m (1)	13.1m (1)	2:41.22	30.06s	30.06s
7 DIAMOND DAZE	7	27.7m	16.4m (1)	17.5m (1)	2:41.41	30.06s	29.93s
6 ALTAMATUM	8	29.3m	2.2m (1)	3.0m (1)	2:41.54	30.06s	31.11s

Finish Position and metres gained from 800m





**Home of PJ Harness Analyser**

Want to know how successful PJ Harness Analyser is?

Click here for regular updates

[www.pjdata.com.au](http://www.pjdata.com.au)  
 [admin@pjdata.com.au](mailto:admin@pjdata.com.au)  
 [www.facebook.com/PJHarnessRacing](https://www.facebook.com/PJHarnessRacing)



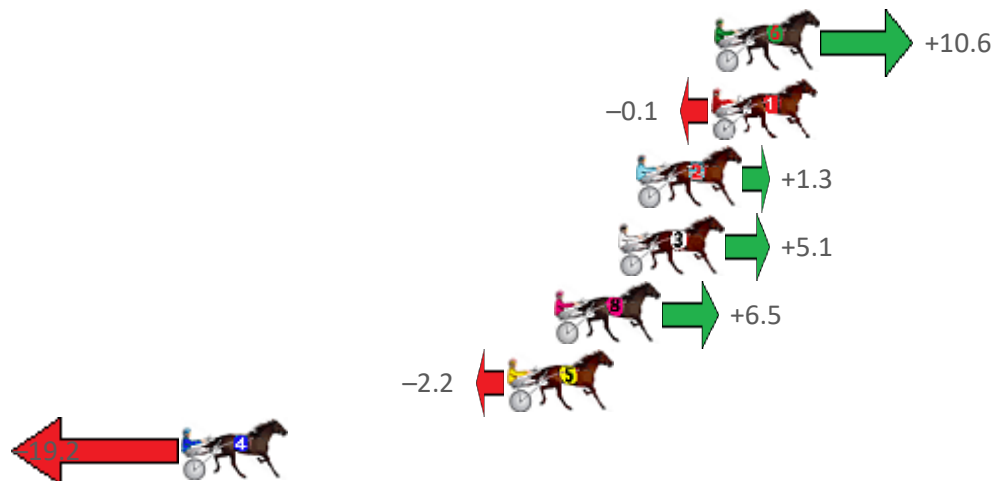
# Gloucester Park Race 10 Distance 2130m

Tuesday, 9 August 2022

Gross Time: 2:46.30 MileRate: 2:05.70 LeadTime: 42.20s First Qtr: 34.00s Second Qtr: 31.60s Third Qtr: 29.50s Fourth Qtr: 29.00s

NoHorse	Plc	Mar	800 Posi	400 Posi	Time	3rd Qtr	4th Qtr
6 BOSTON ROB	1	0.0m	10.6m (1)	2.0m (2)	2:46.30	28.86s	28.86s
1 ROBO REACTOR	2	0.1m	0.0m (0)	0.0m (0)	2:46.31	29.50s	29.01s
2 GOTA GOOD WARH	3	3.1m	4.4m (0)	4.4m (0)	2:46.54	29.50s	28.92s
3 LOVE TO FLY	4	3.8m	8.9m (0)	8.8m (0)	2:46.59	29.49s	28.65s
8 GO WIDGIE	5	6.3m	12.8m (0)	11.3m (1)	2:46.78	29.38s	28.66s
5 CAPRICORN JOE	6	8.2m	6.0m (1)	7.8m (2)	2:46.92	29.62s	29.06s
4 ASHIMA	7	21.1m	1.9m (1)	3.9m (1)	2:47.91	29.64s	30.32s

Finish Position and metres gained from 800m





**Home of PJ Harness Analyser**

Want to know how successful PJ Harness Analyser is?

Click here for regular updates

[www.pjdata.com.au](http://www.pjdata.com.au)  
 [admin@pjdata.com.au](mailto:admin@pjdata.com.au)  
 [www.facebook.com/PJHarnessRacing](https://www.facebook.com/PJHarnessRacing)

