

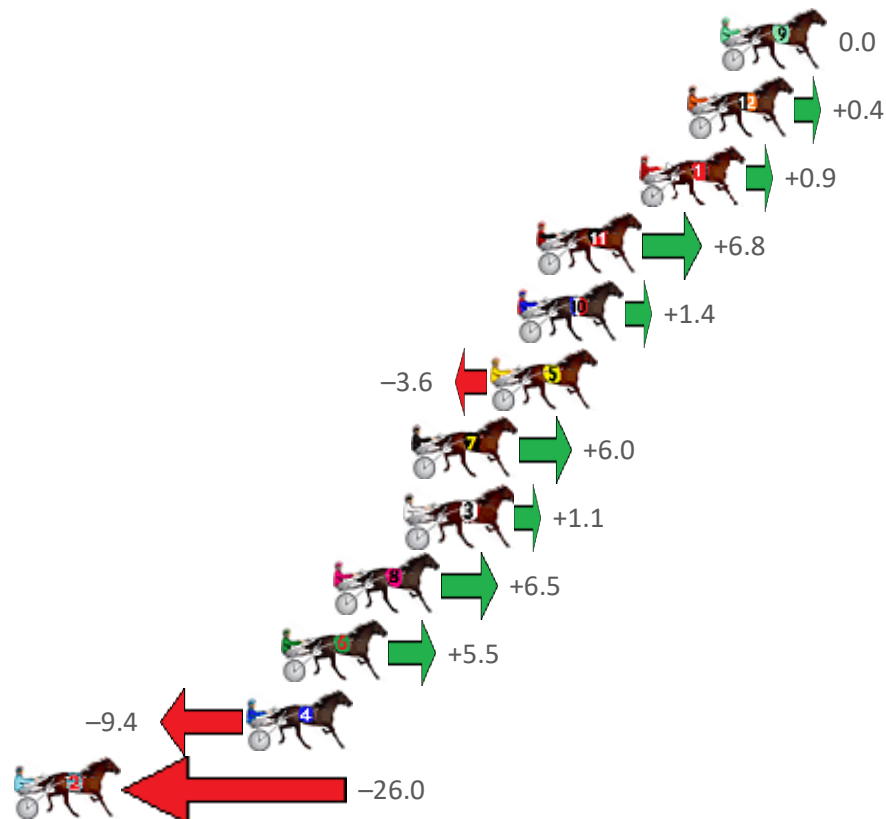
Gloucester Park Race 1 Distance 2130m

Friday, 19 August 2022

Gross Time: 2:34.80 MileRate: 1:57.00 LeadTime: 36.50s First Qtr: 30.00s Second Qtr: 29.80s Third Qtr: 29.20s Fourth Qtr: 29.30s

NoHorse	Plc	Mar	800 Posi	400 Posi	Time	3rd Qtr	4th Qtr
9 SWINGBAND	1	0.0m	0.0m (0)	0.0m (0)	2:34.80	29.20s	29.30s
12 THE MIKI TAKER	2	1.3m	1.7m (1)	1.7m (1)	2:34.90	29.20s	29.28s
1 MAUNGATAHI	3	3.2m	4.1m (0)	4.1m (0)	2:35.05	29.20s	29.25s
11 LOUCID DREAMS	4	7.3m	14.1m (0)	12.9m (0)	2:35.36	29.12s	28.92s
10 BEEN SCOOTIN	5	8.0m	9.4m (0)	8.0m (0)	2:35.41	29.10s	29.33s
5 SEVEN NO TRUMPS	6	9.1m	5.5m (1)	6.1m (1)	2:35.50	29.24s	29.56s
7 HOPPYS WAY	7	12.2m	18.2m (0)	16.8m (0)	2:35.74	29.10s	29.02s
3 LINEBACKER	8	12.4m	13.5m (1)	10.0m (2)	2:35.75	28.94s	29.53s
8 FLOEWRIER	9	15.3m	21.8m (1)	5.0m (2)	2:35.98	27.98s	30.11s
6 ARMA XFACTOR	10	17.4m	22.9m (0)	21.2m (0)	2:36.14	29.08s	29.10s
4 ALCOPONY	11	18.8m	9.4m (1)	11.0m (1)	2:36.24	29.32s	29.94s
2 ME FLASH	12	43.6m	17.6m (1)	15.7m (1)	2:38.15	29.06s	31.51s

Finish Position and metres gained from 800m





Home of PJ Harness Analyser
 Want to know how successful PJ Harness Analyser is?
 Click here for regular updates

www.pjdata.com.au
 admin@pjdata.com.au
 www.facebook.com/PJHarnessRacing




Gloucester Park Race 2 Distance 2130m

Friday, 19 August 2022

Gross Time: 2:36.60 MileRate: 1:58.30 LeadTime: 38.00s First Qtr: 30.80s Second Qtr: 30.40s Third Qtr: 29.30s Fourth Qtr: 28.10s

NoHorse	Plc	Mar	800 Posi	400 Posi	Time	3rd Qtr	4th Qtr
1 JASPERVELLABEACH	1	0.0m	0.0m (0)	0.0m (0)	2:36.60	29.30s	28.10s
10 EUPHORIA	2	2.2m	3.9m (0)	4.2m (0)	2:36.76	29.32s	27.96s
3 RUPERT OF LINCOLN	3	6.4m	1.4m (1)	2.3m (1)	2:37.07	29.36s	28.41s
2 DELIGHTFULL	4	9.8m	8.0m (0)	8.7m (0)	2:37.32	29.34s	28.20s
6 SHADOW ROLL	5	11.2m	5.2m (1)	6.5m (1)	2:37.43	29.38s	28.47s
5 JOEY JAMES	6	11.9m	9.1m (1)	10.4m (1)	2:37.48	29.38s	28.24s
9 TEXAS TARA	7	15.6m	12.1m (0)	13.2m (0)	2:37.75	29.36s	28.31s
7 SPY MAJOR	8	16.6m	16.5m (0)	16.8m (0)	2:37.83	29.30s	28.13s
4 IDEAL CHARM	9	18.1m	12.9m (1)	14.1m (1)	2:37.94	29.36s	28.43s
8 ONE FOR DAVE AND	10	18.5m	17.0m (1)	18.5m (1)	2:37.97	29.38s	28.14s



Home of PJ Harness Analyser
 Want to know how successful PJ Harness Analyser is?
 Click here for regular updates

www.pjdata.com.au
 admin@pjdata.com.au
 www.facebook.com/PJHarnessRacing

RISE Digital, Harness Racing Australia nor the provider accepts any responsibility for the completeness or accuracy of any of the information contained herein, and makes no representations about its suitability for any particular purpose. Users should make their own judgements about those matters and/or seek independent advice. You assume all risks associated with use of data provided on this page

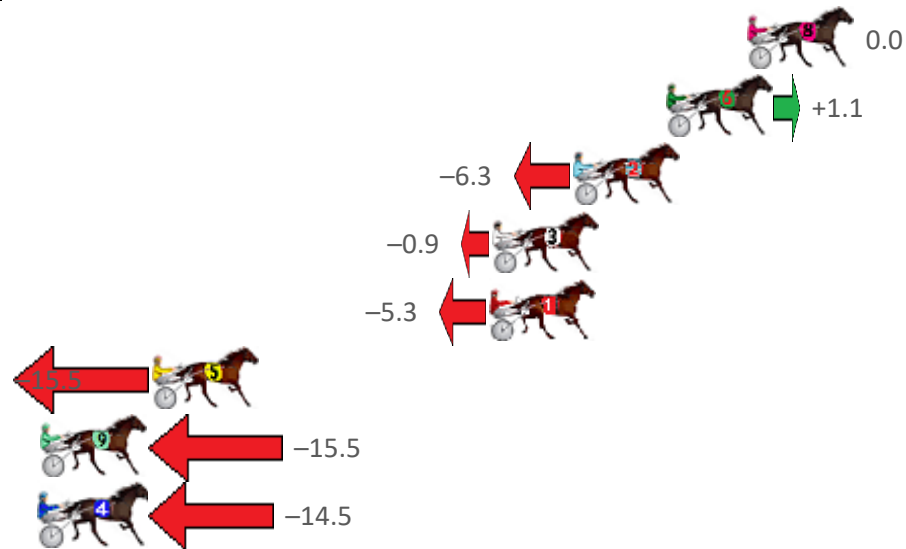
Gloucester Park Race 3 Distance 2536m

Friday, 19 August 2022

Gross Time: 3:07.20 MileRate: 1:58.80 LeadTime: 70.90s First Qtr: 30.50s Second Qtr: 29.20s Third Qtr: 27.90s Fourth Qtr: 28.70s

NoHorse	Plc	Mar	800 Posi	400 Posi	Time	3rd Qtr	4th Qtr
8 PLUTONIUM	1	0.0m	0.0m (1)	0.0m (1)	3:07.20	27.90s	28.70s
6 WHATABRO	2	3.2m	4.3m (1)	4.6m (1)	3:07.44	27.92s	28.62s
2 AL GUERRERO	3	6.9m	0.6m (0)	0.0m (0)	3:07.72	27.86s	29.22s
3 GEE SMITH	4	10.1m	9.2m (0)	9.7m (0)	3:07.96	27.94s	28.78s
1 ROCK ME OVER	5	10.2m	4.9m (0)	4.6m (0)	3:07.97	27.88s	29.15s
5 MACHLANI	6	23.6m	8.1m (1)	14.0m (1)	3:08.98	28.32s	29.50s
9 ATHABASCAN	7	28.2m	12.7m (1)	17.9m (1)	3:09.32	28.28s	29.56s
4 BETTORSTARTDREA	8	28.6m	14.1m (0)	16.5m (0)	3:09.35	28.08s	29.69s

Finish Position and metres gained from 800m





Home of PJ Harness Analyser

Want to know how successful PJ Harness Analyser is?

Click here for regular updates

www.pjdata.com.au
 admin@pjdata.com.au
 www.facebook.com/PJHarnessRacing



RISE Digital, Harness Racing Australia nor the provider accepts any responsibility for the completeness or accuracy of any of the information contained herein, and makes no representations about its suitability for any particular purpose. Users should make their own judgements about those matters and/or seek independent advice. You assume all risks associated with use of data provided on this page

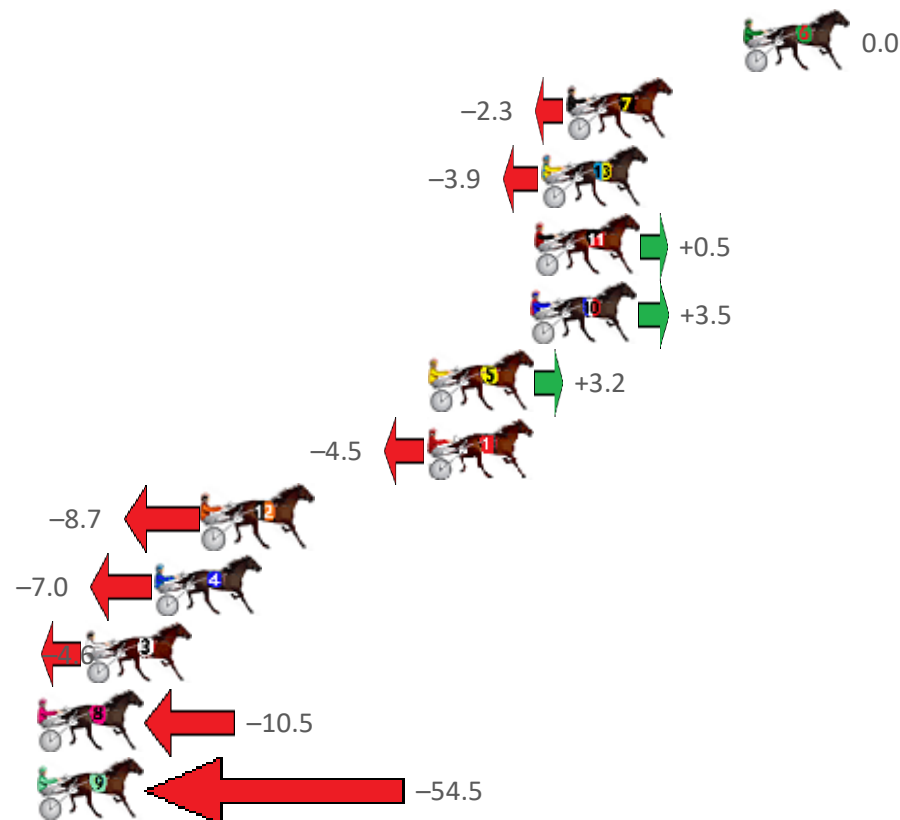
Gloucester Park Race 4 Distance 2130m

Friday, 19 August 2022

Gross Time: 2:34.70 MileRate: 1:56.90 LeadTime: 36.70s First Qtr: 30.50s Second Qtr: 30.00s Third Qtr: 29.20s Fourth Qtr: 28.30s

NoHorse	Plc	Mar	800 Posi	400 Posi	Time	3rd Qtr	4th Qtr
6 EIGHTEEN CARAT	1	0.0m	0.0m (0)	0.0m (0)	2:34.70	29.20s	28.30s
7 PLATINUM SPARKLE	2	7.0m	4.7m (1)	2.6m (1)	2:35.22	29.04s	28.64s
13 ALL THE BELLS	3	8.0m	4.1m (0)	3.9m (0)	2:35.29	29.18s	28.61s
11 AMERICAN ARMA	4	8.3m	8.8m (1)	7.3m (2)	2:35.32	29.08s	28.39s
10 MISS LAMARR	5	8.4m	11.9m (0)	12.0m (0)	2:35.32	29.20s	28.06s
5 TRINITY BROMAC	6	12.5m	15.7m (0)	15.7m (0)	2:35.63	29.18s	28.11s
1 PATRIKIAR	7	12.5m	8.0m (0)	8.1m (0)	2:35.63	29.20s	28.65s
12 SAHARA STORM	8	21.4m	12.7m (1)	12.1m (2)	2:36.29	29.14s	29.03s
4 STORMYSKYES	9	23.3m	16.3m (1)	16.3m (1)	2:36.43	29.18s	28.87s
3 BLISSFULLABBEY	10	26.1m	21.5m (1)	20.5m (1)	2:36.64	29.10s	28.78s
8 LEAP OF FAITH	11	30.1m	19.6m (0)	19.9m (0)	2:36.94	29.20s	29.12s
9 BLAZE COOPS	12	55.3m	0.8m (1)	10.7m (1)	2:38.81	29.90s	31.65s

Finish Position and metres gained from 800m





Home of PJ Harness Analyser

Want to know how successful PJ Harness Analyser is?

Click here for regular updates

www.pjdata.com.au
 admin@pjdata.com.au
 www.facebook.com/PJHarnessRacing



RISE Digital, Harness Racing Australia nor the provider accepts any responsibility for the completeness or accuracy of any of the information contained herein, and makes no representations about its suitability for any particular purpose. Users should make their own judgements about those matters and/or seek independent advice. You assume all risks associated with use of data provided on this page


Gloucester Park Race 5 Distance 2130m

Friday, 19 August 2022

Gross Time: 2:37.40 MileRate: 1:58.90 LeadTime: 37.70s First Qtr: 31.10s Second Qtr: 30.80s Third Qtr: 28.70s Fourth Qtr: 29.10s

NoHorse	Plc	Mar	800 Posi	400 Posi	Time	3rd Qtr	4th Qtr
7 ZEPHYRA	1	0.0m	1.7m (1)	0.0m (1)	2:37.40	28.58s	29.10s
3 SPIRITOFANANGEL	2	9.6m	5.6m (1)	4.2m (1)	2:38.13	28.60s	29.53s
11 AMERICAN MONARC	3	12.0m	13.5m (1)	12.0m (1)	2:38.32	28.60s	29.16s
4 FLY TO FAME	4	12.1m	9.5m (1)	8.1m (1)	2:38.32	28.60s	29.44s
10 HUNT THE MAGIC	5	12.9m	8.1m (0)	9.7m (0)	2:38.38	28.82s	29.39s
5 OUR LILILOU	6	17.6m	21.3m (0)	18.6m (0)	2:38.74	28.52s	29.11s
12 MONTEGO	7	24.7m	12.6m (0)	13.6m (0)	2:39.29	28.78s	30.01s
9 MAGNOLIA PEARL	8	25.1m	17.1m (0)	16.4m (1)	2:39.32	28.66s	29.84s
2 LADY VIOLETTA	9	26.1m	3.9m (0)	5.5m (0)	2:39.39	28.82s	30.69s
1 FLAMETREE	10	26.8m	0.0m (0)	1.4m (0)	2:39.45	28.80s	31.05s
6 SEAGRASS	11	34.5m	17.7m (1)	17.0m (2)	2:40.03	28.66s	30.51s
8 JACKIE DANIELS	12	40.6m	21.9m (1)	21.4m (1)	2:40.50	28.68s	30.66s

Finish Position and metres gained from 800m





Home of PJ Harness Analyser

Want to know how successful PJ Harness Analyser is?

Click here for regular updates

www.pjdata.com.au
 admin@pjdata.com.au
 www.facebook.com/PJHarnessRacing



RISE Digital, Harness Racing Australia nor the provider accepts any responsibility for the completeness or accuracy of any of the information contained herein, and makes no representations about its suitability for any particular purpose. Users should make their own judgements about those matters and/or seek independent advice. You assume all risks associated with use of data provided on this page

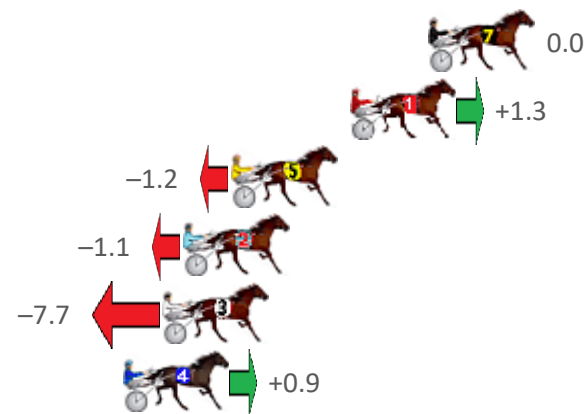
Gloucester Park Race 6 Distance 2130m

Friday, 19 August 2022

Gross Time: 2:34.40 MileRate: 1:56.60 LeadTime: 37.00s First Qtr: 31.30s Second Qtr: 30.10s Third Qtr: 29.10s Fourth Qtr: 26.90s

NoHorse	Plc	Mar	800 Posi	400 Posi	Time	3rd Qtr	4th Qtr
7 LAVRA JOE	1	0.0m	0.0m (0)	0.0m (0)	2:34.40	29.10s	26.90s
1 GAMBIT	2	3.1m	4.4m (0)	4.3m (0)	2:34.62	29.08s	26.82s
5 DIEGO	3	7.8m	6.6m (1)	6.6m (1)	2:34.95	29.08s	26.99s
2 WILL I ROCKNROLL	4	9.7m	8.6m (0)	8.3m (0)	2:35.09	29.06s	27.01s
3 ANGEL IN WHITE	5	10.5m	2.8m (1)	2.9m (1)	2:35.14	29.10s	27.44s
4 FANCI A DANCE	6	12.1m	13.0m (0)	11.0m (1)	2:35.26	28.92s	27.00s

Finish Position and metres gained from 800m





Home of PJ Harness Analyser

Want to know how successful PJ Harness Analyser is?

Click here for regular updates

www.pjdata.com.au
 admin@pjdata.com.au
 www.facebook.com/PJHarnessRacing




Gloucester Park Race 7 Distance 2130m

Friday, 19 August 2022

Gross Time: 2:37.40 MileRate: 1:58.90 LeadTime: 38.30s First Qtr: 32.20s Second Qtr: 30.50s Third Qtr: 28.40s Fourth Qtr: 28.00s

NoHorse	Plc	Mar	800 Posi	400 Posi	Time	3rd Qtr	4th Qtr
1 TUAS DELIGHT	1	0.0m	0.0m (0)	0.0m (0)	2:37.40	28.40s	28.00s
7 MEDIEVAL MAN	2	16.3m	1.1m (1)	3.5m (1)	2:38.60	28.56s	28.96s
11 AMERICAN BULLITT	3	19.2m	13.0m (1)	14.9m (3)	2:38.81	28.53s	28.37s
2 BILLY MACK	4	20.0m	4.0m (0)	5.4m (0)	2:38.87	28.50s	29.09s
5 POWER AND GRACE	5	23.5m	9.1m (1)	11.2m (1)	2:39.13	28.54s	28.95s
4 DISCO UNDER FIRE	6	25.5m	5.1m (1)	7.5m (1)	2:39.28	28.56s	29.36s
3 ALLWOODS ROCKNR	7	26.2m	13.0m (0)	14.6m (0)	2:39.33	28.50s	28.91s
9 TWOANDAHALF TIG	8	28.8m	17.3m (0)	15.2m (1)	2:39.52	28.24s	29.06s
10 RODGER JAMES	9	32.6m	8.8m (0)	10.0m (0)	2:39.80	28.48s	29.70s
6 TEVARICH	10	36.1m	7.1m (2)	12.6m (2)	2:40.06	28.78s	29.77s
8 HOTFOOT IT	11	56.4m	3.1m (2)	7.8m (2)	2:41.55	28.72s	31.61s

Finish Position and metres gained from 800m





Home of PJ Harness Analyser

Want to know how successful PJ Harness Analyser is?

Click here for regular updates

www.pjdata.com.au
 admin@pjdata.com.au
 www.facebook.com/PJHarnessRacing



RISE Digital, Harness Racing Australia nor the provider accepts any responsibility for the completeness or accuracy of any of the information contained herein, and makes no representations about its suitability for any particular purpose. Users should make their own judgements about those matters and/or seek independent advice. You assume all risks associated with use of data provided on this page


Gloucester Park Race 8 Distance 2130m

Friday, 19 August 2022

Gross Time: 2:37.40 MileRate: 1:58.90 LeadTime: 36.00s First Qtr: 32.40s Second Qtr: 30.10s Third Qtr: 29.40s Fourth Qtr: 29.50s

NoHorse	Plc	Mar	800 Posi	400 Posi	Time	3rd Qtr	4th Qtr
5 LORD ROSCO	1	0.0m	3.6m (0)	4.9m (0)	2:37.40	29.50s	29.14s
4 TRIROYALE BRIGADE	2	1.4m	5.8m (1)	7.1m (1)	2:37.51	29.50s	29.09s
3 REBEL WITH A GRIN	3	8.3m	0.0m (0)	0.0m (0)	2:38.04	29.40s	30.14s
11 SAMEPLACE SAMETI	4	8.8m	1.9m (1)	3.0m (1)	2:38.08	29.48s	29.96s
6 CROWDED REACTOR	5	9.3m	9.9m (1)	11.5m (1)	2:38.12	29.52s	29.38s
10 GOOD TIMES AHEAD	6	10.6m	12.3m (0)	13.1m (0)	2:38.22	29.46s	29.36s
8 ROCKMENOW	7	12.9m	14.2m (1)	15.3m (1)	2:38.40	29.48s	29.38s
2 NUCLEAR POKER	8	13.1m	16.4m (0)	17.2m (0)	2:38.41	29.46s	29.25s
1 TRITRITTBANGBAN	9	13.2m	7.9m (0)	9.0m (0)	2:38.42	29.48s	29.86s
7 FLYING MISTER IDEA	10	14.8m	18.3m (1)	18.9m (2)	2:38.54	29.44s	29.26s
9 EUSTON FLYER	11	18.1m	21.4m (0)	21.9m (0)	2:38.80	29.44s	29.30s

Finish Position and metres gained from 800m





Home of PJ Harness Analyser
 Want to know how successful PJ Harness Analyser is?
 Click here for regular updates

www.pjdata.com.au
 admin@pjdata.com.au
 www.facebook.com/PJHarnessRacing



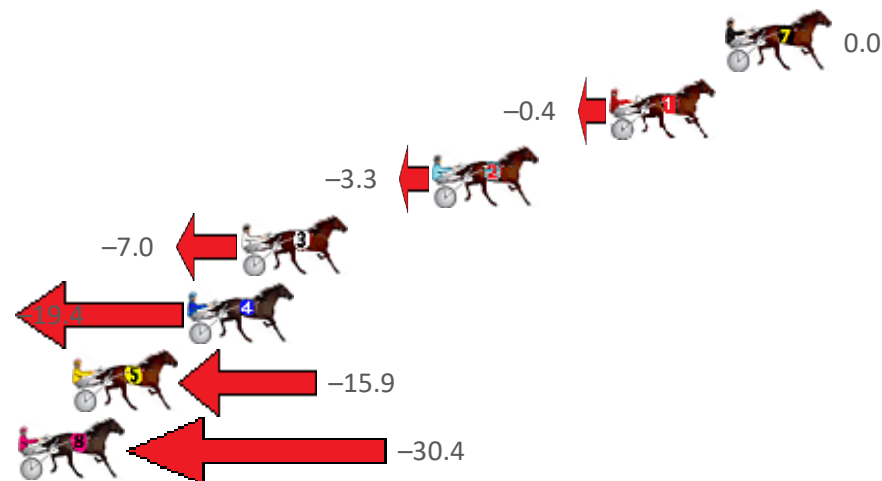
Gloucester Park Race 9 Distance 2536m

Friday, 19 August 2022

Gross Time: 3:06.20 MileRate: 1:58.10 LeadTime: 69.60s First Qtr: 29.70s Second Qtr: 29.10s Third Qtr: 29.10s Fourth Qtr: 28.70s

NoHorse	Plc	Mar	800 Posi	400 Posi	Time	3rd Qtr	4th Qtr
7 MR FANTASTIC	1	0.0m	0.0m (0)	0.0m (0)	3:06.20	29.10s	28.70s
1 ILLAWONG MUSTAN	2	4.6m	4.2m (0)	3.9m (0)	3:06.55	29.08s	28.77s
2 IM THE BEST	3	11.6m	8.3m (0)	7.8m (0)	3:07.07	29.06s	29.01s
3 WOODLEA RAGNAR	4	19.2m	12.2m (0)	12.3m (0)	3:07.65	29.10s	29.27s
4 PONTEVIVO	5	21.3m	1.9m (1)	3.1m (1)	3:07.80	29.18s	30.08s
5 HENRIK LARSSON	6	25.9m	10.0m (1)	12.0m (1)	3:08.15	29.24s	29.79s
8 PER ARDUA AD ASTR	7	36.5m	6.1m (1)	8.4m (1)	3:08.95	29.26s	30.85s

Finish Position and metres gained from 800m





Home of PJ Harness Analyser

Want to know how successful PJ Harness Analyser is?

Click here for regular updates

www.pjdata.com.au
 admin@pjdata.com.au
 www.facebook.com/PJHarnessRacing

