


Gloucester Park Race 1 Distance 1730m

Tuesday, 23 August 2022

Gross Time: 2:08.70 MileRate: 1:59.70 LeadTime: 7.40s First Qtr: 30.70s Second Qtr: 31.90s Third Qtr: 30.00s Fourth Qtr: 28.70s

No Horse	Plc	Mar	800 Posi	400 Posi	Time	3rd Qtr	4th Qtr
6 OUR LADY JEN	1	0.0m	0.0m (0)	0.0m (0)	2:08.70	30.00s	28.70s
8 CABSAY	2	2.1m	10.2m (1)	12.9m (1)	2:08.86	30.18s	27.92s
1 WANDERING GIRL	3	5.6m	8.6m (0)	8.2m (0)	2:09.12	29.96s	28.52s
5 FEELING EMPATHY	4	5.8m	4.3m (0)	4.1m (0)	2:09.14	29.98s	28.84s
9 POCKETFUL OF OPAL	5	6.0m	1.9m (1)	3.3m (1)	2:09.15	30.10s	28.91s
4 QUATTROSE	6	8.2m	14.5m (1)	16.8m (1)	2:09.32	30.14s	28.10s
10 LUCIENNE	7	10.4m	12.6m (0)	12.6m (0)	2:09.48	29.98s	28.56s
2 LADYTWO	8	15.7m	16.9m (0)	17.6m (0)	2:09.88	30.02s	28.60s
3 SHALINI	9	24.1m	21.2m (0)	20.9m (1)	2:10.52	29.94s	28.99s
7 CANDY APPLE	10	27.8m	5.9m (1)	8.3m (1)	2:10.79	30.16s	30.19s

Finish Position and metres gained from 800m





Home of PJ Harness Analyser

Want to know how successful PJ Harness Analyser is?
Click here for regular updates

www.pjdata.com.au
admin@pjdata.com.au
www.facebook.com/PJHarnessRacing



RISE Digital, Harness Racing Australia nor the provider accepts any responsibility for the completeness or accuracy of any of the information contained herein, and makes no representations about its suitability for any particular purpose. Users should make their own judgements about those matters and/or seek independent advice. You assume all risks associated with use of data provided on this page

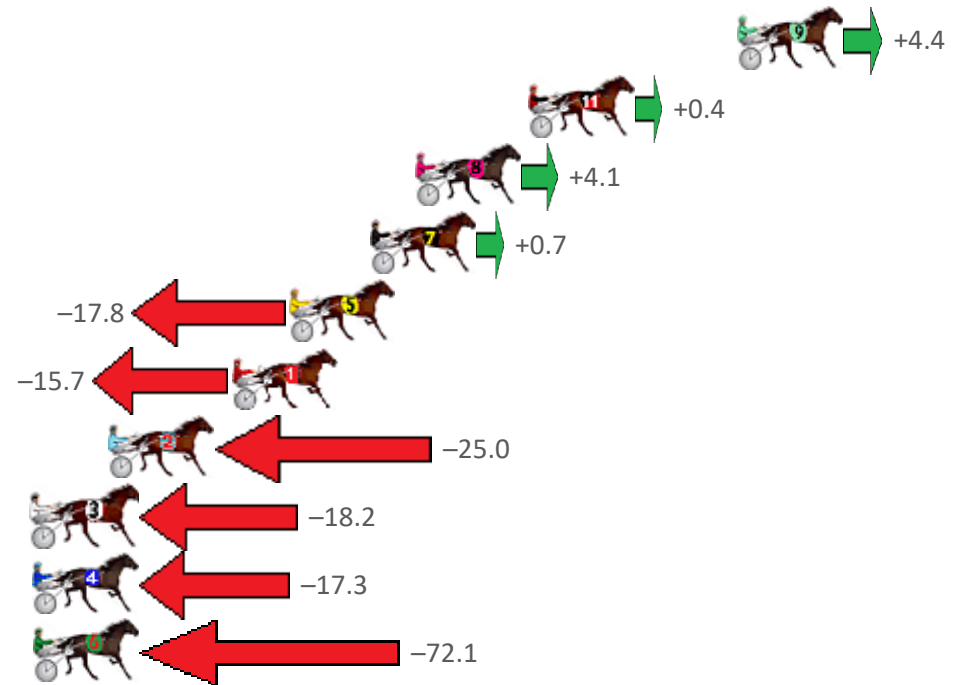
Gloucester Park Race 2 Distance 1730m

Tuesday, 23 August 2022

Gross Time: 2:04.50 MileRate: 1:55.80 LeadTime: 7.60s First Qtr: 28.20s Second Qtr: 30.60s Third Qtr: 29.50s Fourth Qtr: 28.60s

No Horse	Plc	Mar	800 Posi	400 Posi	Time	3rd Qtr	4th Qtr
9 HIGH PRICE	1	0.0m	4.4m (1)	0.6m (2)	2:04.50	29.22s	28.56s
11 STEREOGRAPHIC	2	8.3m	8.7m (1)	5.5m (1)	2:05.12	29.26s	28.82s
8 ROLLINDOWNTHERI	3	12.8m	16.9m (1)	6.1m (2)	2:05.46	28.70s	29.12s
7 CULLEN STAR	4	14.6m	15.3m (0)	11.6m (1)	2:05.60	29.22s	28.86s
5 MANCAVE	5	17.8m	0.0m (1)	0.0m (1)	2:05.84	29.50s	29.94s
1 PATH OF GOLD	6	20.1m	4.4m (0)	5.5m (0)	2:06.01	29.58s	29.71s
2 SUNPATRA	7	25.0m	0.0m (0)	1.4m (0)	2:06.38	29.60s	30.38s
3 MISTER PICCOLO	8	28.3m	10.1m (0)	9.4m (0)	2:06.63	29.44s	30.05s
4 READY TO ATTACK	9	30.4m	13.1m (1)	11.7m (2)	2:06.78	29.38s	30.04s
6 IDEAL SECRET	10	93.7m	21.6m (0)	29.9m (0)	2:11.54	30.08s	33.48s

Finish Position and metres gained from 800m





Home of PJ Harness Analyser

Want to know how successful PJ Harness Analyser is?
Click here for regular updates

www.pjdata.com.au
admin@pjdata.com.au
www.facebook.com/PJHarnessRacing



RISE Digital, Harness Racing Australia nor the provider accepts any responsibility for the completeness or accuracy of any of the information contained herein, and makes no representations about its suitability for any particular purpose. Users should make their own judgements about those matters and/or seek independent advice. You assume all risks associated with use of data provided on this page

Gloucester Park Race 3 Distance 2130m

Tuesday, 23 August 2022

Gross Time: 2:36.40

MileRate: 1:58.20

LeadTime: 37.50s

First Qtr: 31.30s

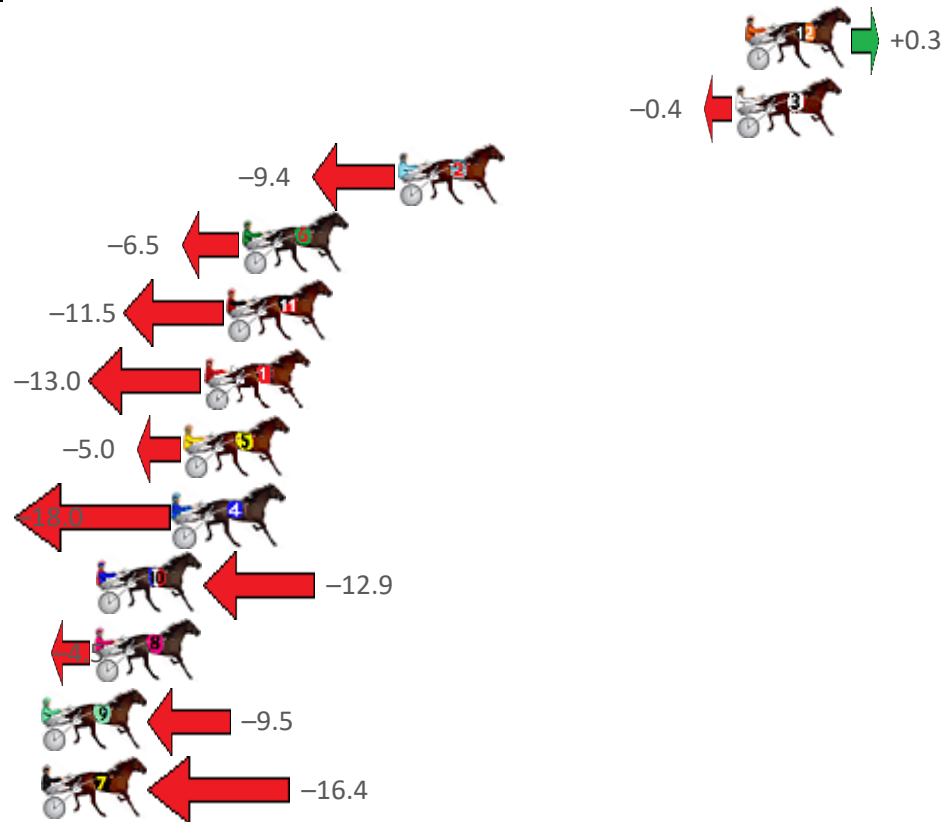
Second Qtr: 30.80s

Third Qtr: 29.30s

Fourth Qtr: 27.50s

No Horse	Plc	Mar	800 Posi	400 Posi	Time	3rd Qtr	4th Qtr
12 GOODFELLAZ	1	0.0m	0.3m (1)	0.6m (1)	2:36.40	29.32s	27.46s
3 THE AMBER HARE	2	0.4m	0.0m (0)	0.0m (0)	2:36.43	29.30s	27.53s
2 GYPSY DRAGON	3	13.8m	4.4m (0)	4.5m (0)	2:37.40	29.30s	28.18s
6 STRIKE MASTER	4	20.0m	13.5m (1)	15.3m (1)	2:37.85	29.40s	27.87s
11 SKIPPYS DELIGHT	5	20.6m	9.1m (1)	11.4m (1)	2:37.89	29.44s	28.19s
1 MARY JOE	6	21.5m	8.5m (0)	9.1m (0)	2:37.96	29.32s	28.42s
5 BOSTON ROB	7	22.3m	17.3m (0)	17.3m (0)	2:38.01	29.26s	27.89s
4 SONIC CHIP	8	22.7m	4.7m (1)	7.1m (1)	2:38.04	29.46s	28.64s
10 MISS TIVOLI	9	25.8m	12.9m (0)	13.0m (0)	2:38.27	29.28s	28.45s
8 PIVOTAL	10	25.9m	21.4m (0)	22.1m (0)	2:38.27	29.30s	27.81s
9 GO WIDGIE	11	31.8m	22.3m (1)	24.4m (1)	2:38.70	29.40s	28.08s
7 STORMY DILO	12	34.3m	17.9m (1)	19.6m (1)	2:38.88	29.38s	28.60s

Finish Position and metres gained from 800m





Home of PJ Harness Analyser

Want to know how successful PJ Harness Analyser is?
Click here for regular updates

www.pjdata.com.au
admin@pjdata.com.au
www.facebook.com/PJHarnessRacing



RISE Digital, Harness Racing Australia nor the provider accepts any responsibility for the completeness or accuracy of any of the information contained herein, and makes no representations about its suitability for any particular purpose. Users should make their own judgements about those matters and/or seek independent advice. You assume all risks associated with use of data provided on this page

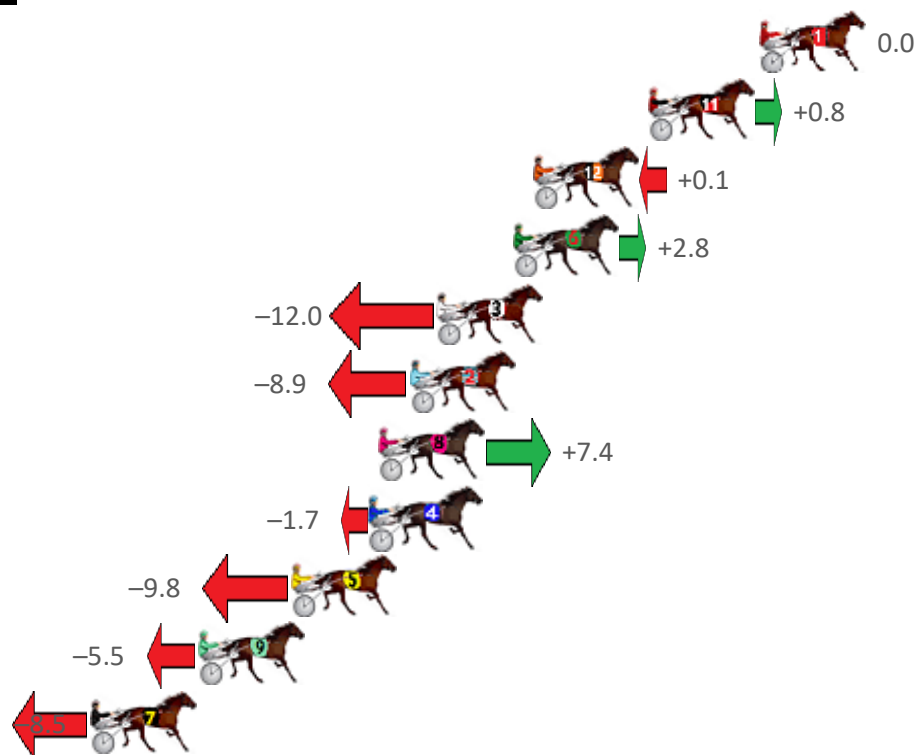
Gloucester Park Race 4 Distance 2130m

Tuesday, 23 August 2022

Gross Time: 2:39.10 MileRate: 2:00.20 LeadTime: 39.20s First Qtr: 31.40s Second Qtr: 30.20s Third Qtr: 29.30s Fourth Qtr: 29.00s

No Horse	Plc	Mar	800 Posi	400 Posi	Time	3rd Qtr	4th Qtr
1 WESTERN ARTERRA	1	0.0m	0.0m (0)	0.0m (0)	2:39.10	29.30s	29.00s
11 FOVEAUX MAJOR	2	4.4m	5.2m (0)	4.7m (0)	2:39.43	29.26s	28.99s
12 STELLA MAJOR	3	9.0m	9.1m (0)	8.6m (0)	2:39.78	29.26s	29.06s
6 JESSE ALLWOOD	4	9.8m	12.6m (1)	11.7m (2)	2:39.85	29.22s	28.90s
3 BARKLEY	5	12.8m	0.8m (1)	2.0m (1)	2:40.07	29.38s	29.83s
2 ARK OF ROCK	6	13.9m	5.0m (1)	6.4m (2)	2:40.16	29.40s	29.59s
8 ALL THE WHISPERS	7	15.1m	22.5m (0)	21.3m (1)	2:40.25	29.20s	28.61s
4 TEPELO STAR	8	15.4m	13.7m (0)	12.4m (0)	2:40.27	29.20s	29.27s
5 SEEKNYOUSHALLFIN	9	18.6m	8.8m (1)	8.3m (1)	2:40.52	29.26s	29.81s
9 LIVE LIFE FAST	10	22.3m	16.8m (1)	16.0m (1)	2:40.80	29.24s	29.53s
7 HOW GOUDA SHE	11	26.6m	18.1m (0)	17.1m (0)	2:41.12	29.22s	29.78s

Finish Position and metres gained from 800m





Home of PJ Harness Analyser

Want to know how successful PJ Harness Analyser is?
Click here for regular updates

www.pjdata.com.au
admin@pjdata.com.au
www.facebook.com/PJHarnessRacing



RISE Digital, Harness Racing Australia nor the provider accepts any responsibility for the completeness or accuracy of any of the information contained herein, and makes no representations about its suitability for any particular purpose. Users should make their own judgements about those matters and/or seek independent advice. You assume all risks associated with use of data provided on this page

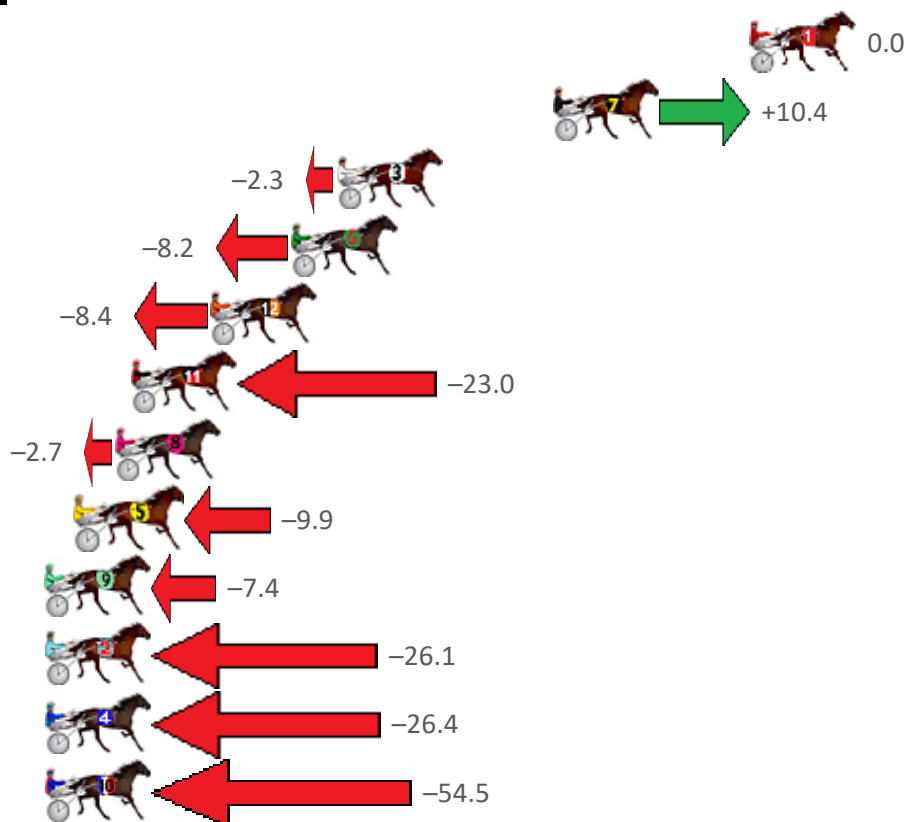
Gloucester Park Race 5 Distance 2130m

Tuesday, 23 August 2022

Gross Time: 2:36.60 MileRate: 1:58.30 LeadTime: 36.10s First Qtr: 31.20s Second Qtr: 30.50s Third Qtr: 29.70s Fourth Qtr: 29.10s

No Horse	Plc	Mar	800 Posi	400 Posi	Time	3rd Qtr	4th Qtr
1 BEYOND BLING	1	0.0m	0.0m (0)	0.0m (0)	2:36.60	29.70s	29.10s
7 JOE WITH THE FLOW	2	7.8m	18.2m (1)	4.2m (2)	2:37.20	28.66s	29.39s
3 TRIPLE BRIE	3	16.4m	14.1m (1)	11.6m (3)	2:37.85	29.51s	29.51s
6 THEREUGO	4	18.2m	10.0m (1)	9.4m (2)	2:37.99	29.64s	29.81s
12 SAGATIOUS	5	21.4m	13.0m (0)	12.6m (1)	2:38.23	29.66s	29.81s
11 ALFREDI	6	24.6m	1.6m (1)	3.0m (1)	2:38.48	29.80s	30.76s
8 BELONERO	7	25.2m	22.5m (1)	17.0m (1)	2:38.52	29.28s	29.78s
5 AMERICAN ROCK	8	26.7m	16.8m (0)	17.2m (0)	2:38.64	29.72s	29.88s
9 BATAVIA BLACKHOLE	9	28.8m	21.4m (0)	21.1m (1)	2:38.80	29.66s	29.76s
2 DYNAMITE BEACH	10	30.4m	4.3m (0)	4.9m (0)	2:38.92	29.74s	31.06s
4 HEZA HEAD HONCH	11	32.1m	5.7m (1)	7.4m (1)	2:39.05	29.82s	31.01s
10 BATAVIA REACTOR	12	62.9m	8.4m (0)	11.8m (0)	2:41.40	29.94s	33.04s

Finish Position and metres gained from 800m





Home of PJ Harness Analyser

Want to know how successful PJ Harness Analyser is?
Click here for regular updates

www.pjdata.com.au
admin@pjdata.com.au
www.facebook.com/PJHarnessRacing



RISE Digital, Harness Racing Australia nor the provider accepts any responsibility for the completeness or accuracy of any of the information contained herein, and makes no representations about its suitability for any particular purpose. Users should make their own judgements about those matters and/or seek independent advice. You assume all risks associated with use of data provided on this page

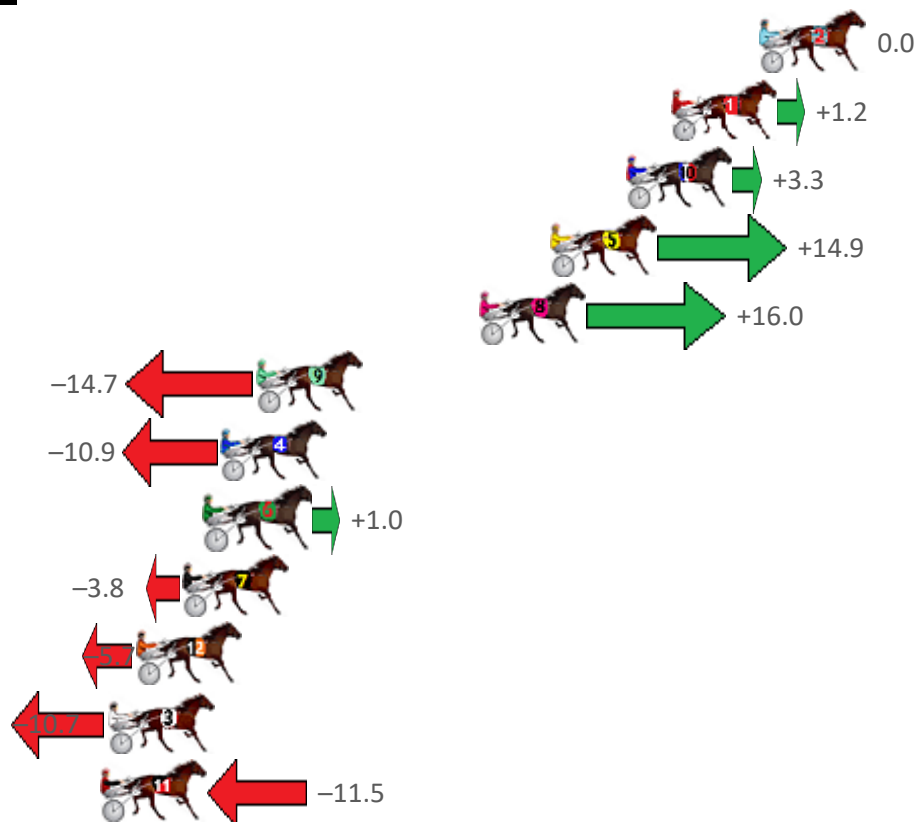
Gloucester Park Race 6 Distance 2536m

Tuesday, 23 August 2022

Gross Time: 3:10.20 MileRate: 2:00.70 LeadTime: 72.20s First Qtr: 30.50s Second Qtr: 29.20s Third Qtr: 29.10s Fourth Qtr: 29.20s

No Horse	Plc	Mar	800 Posi	400 Posi	Time	3rd Qtr	4th Qtr
2 IFEL SIKDARL	1	0.0m	0.0m (0)	0.0m (0)	3:10.20	29.10s	29.20s
1 DESTINED TO RULE	2	3.5m	4.7m (0)	5.5m (0)	3:10.47	29.16s	29.07s
10 JUSTLIKE TURBO	3	5.3m	8.6m (0)	8.3m (1)	3:10.61	29.08s	29.00s
5 MCARDLES GEM	4	8.3m	23.2m (1)	14.7m (2)	3:10.84	28.48s	28.77s
8 TUAS DELIGHT	5	11.1m	27.1m (1)	25.7m (1)	3:11.05	29.00s	28.19s
9 MISTER ARDEE	6	20.0m	5.3m (1)	3.9m (1)	3:11.73	29.00s	30.45s
4 STAR ARMBRO	7	21.4m	10.5m (1)	13.5m (0)	3:11.84	29.32s	29.86s
6 BE ON GUARD	8	22.0m	23.0m (0)	21.3m (2)	3:11.89	28.98s	29.34s
7 TWENTYNINE TWEL	9	22.9m	19.1m (0)	23.7m (0)	3:11.95	29.44s	29.23s
12 JILLIBY JAKE	10	24.8m	19.1m (1)	13.6m (1)	3:12.10	28.70s	30.12s
3 TWOANDAHALF TIG	11	25.9m	15.2m (1)	18.3m (1)	3:12.18	29.32s	29.86s
11 IAM LAMBROS	12	26.2m	14.7m (0)	18.5m (0)	3:12.21	29.38s	29.87s

Finish Position and metres gained from 800m





Home of PJ Harness Analyser

Want to know how successful PJ Harness Analyser is?
Click here for regular updates

www.pjdata.com.au
admin@pjdata.com.au
www.facebook.com/PJHarnessRacing



RISE Digital, Harness Racing Australia nor the provider accepts any responsibility for the completeness or accuracy of any of the information contained herein, and makes no representations about its suitability for any particular purpose. Users should make their own judgements about those matters and/or seek independent advice. You assume all risks associated with use of data provided on this page

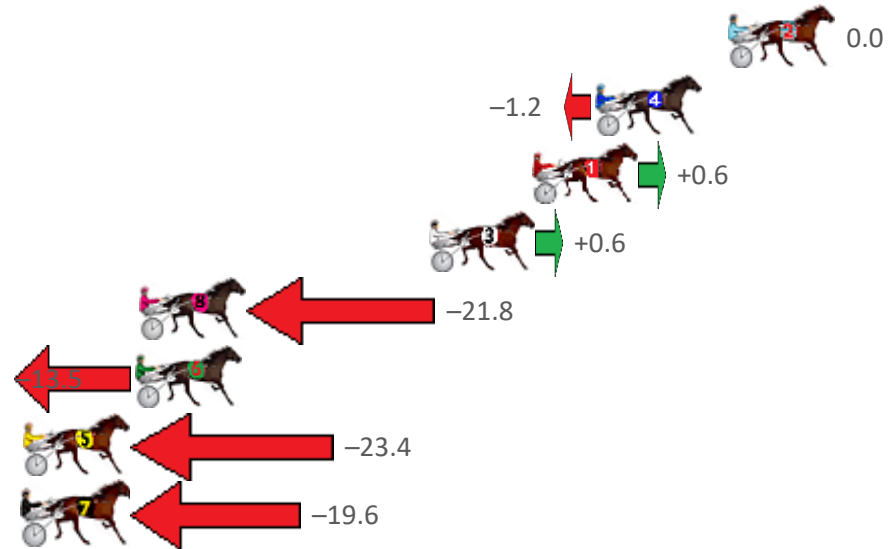
Gloucester Park Race 7 Distance 2130m

Tuesday, 23 August 2022

Gross Time: 2:36.70 MileRate: 1:58.40 LeadTime: 37.50s First Qtr: 30.60s Second Qtr: 30.90s Third Qtr: 29.60s Fourth Qtr: 28.10s

No Horse	Plc	Mar	800 Posi	400 Posi	Time	3rd Qtr	4th Qtr
2 WALL STREET GIRL	1	0.0m	0.0m (0)	0.0m (0)	2:36.70	29.60s	28.10s
4 BRAMANTE STEPS	2	5.3m	4.1m (0)	5.0m (0)	2:37.09	29.66s	28.13s
1 BONSTAR	3	7.8m	8.4m (0)	9.2m (0)	2:37.28	29.64s	28.02s
3 OUR GLOWING STAR	4	11.9m	12.5m (0)	14.0m (0)	2:37.58	29.68s	27.98s
8 ALTAS ANGEL	5	23.4m	1.6m (1)	3.1m (1)	2:38.43	29.70s	29.61s
6 VALHALLA MISS	6	23.6m	10.1m (1)	11.8m (2)	2:38.44	29.70s	29.00s
5 MADDY ROCKS	7	29.1m	5.7m (1)	7.8m (1)	2:38.85	29.74s	29.69s
7 DE LA TOURBIE	8	33.5m	13.9m (1)	7.9m (2)	2:39.17	29.14s	30.01s

Finish Position and metres gained from 800m





Home of PJ Harness Analyser

Want to know how successful PJ Harness Analyser is?
Click here for regular updates

www.pjdata.com.au
admin@pjdata.com.au
www.facebook.com/PJHarnessRacing



RISE Digital, Harness Racing Australia nor the provider accepts any responsibility for the completeness or accuracy of any of the information contained herein, and makes no representations about its suitability for any particular purpose. Users should make their own judgements about those matters and/or seek independent advice. You assume all risks associated with use of data provided on this page

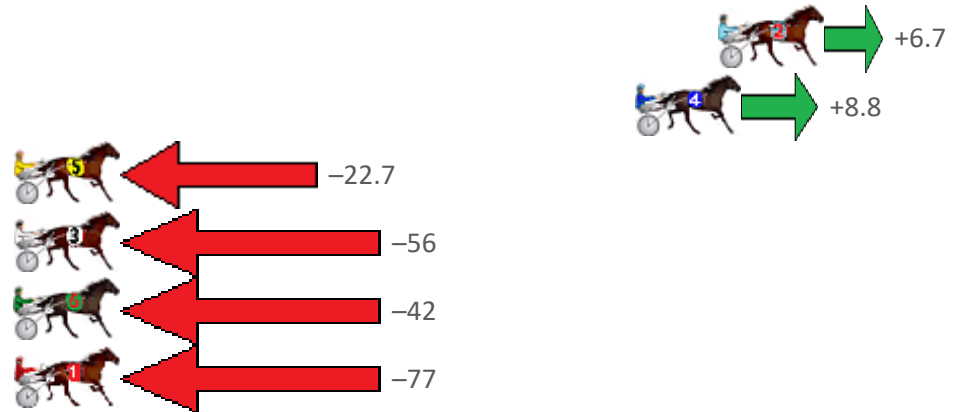
Gloucester Park Race 8 Distance 2503m

Tuesday, 23 August 2022

Gross Time: 3:17.10 MileRate: 2:04.70 LeadTime: 73.80s First Qtr: 30.70s Second Qtr: 31.50s Third Qtr: 31.20s Fourth Qtr: 29.90s

No Horse	Plc	Mar	800 Posi	400 Posi	Time	3rd Qtr	4th Qtr
2 LUVAFLAIR	1	0.0m	6.7m (1)	0.0m (0)	3:17.10	30.68s	29.90s
4 PAPA RAZZI	2	3.3m	12.1m (0)	6.1m (0)	3:17.36	30.72s	29.70s
5 SUNNYS LITTLE JESTI	3	48.2m	25.5m (0)	23.0m (2)	3:20.88	30.96s	31.93s
3 KELL ROAD KID	4	60.9m	5.2m (0)	19.8m (1)	3:21.87	32.30s	33.17s
6 MY MDINA	5	62.3m	20.6m (0)	24.8m (1)	3:21.98	31.48s	32.90s
1 LUCKY CHARM	6	76.7m	0.0m (0)	20.3m (0)	3:23.11	32.74s	34.37s

Finish Position and metres gained from 800m





Home of PJ Harness Analyser

Want to know how successful PJ Harness Analyser is?
Click here for regular updates

www.pjdata.com.au
admin@pjdata.com.au
www.facebook.com/PJHarnessRacing



RISE Digital, Harness Racing Australia nor the provider accepts any responsibility for the completeness or accuracy of any of the information contained herein, and makes no representations about its suitability for any particular purpose. Users should make their own judgements about those matters and/or seek independent advice. You assume all risks associated with use of data provided on this page