


Gloucester Park Race 1 Distance 2130m

Tuesday, 30 August 2022

Gross Time: 2:33.20 MileRate: 1:55.80 LeadTime: 38.20s First Qtr: 29.40s Second Qtr: 29.20s Third Qtr: 28.90s Fourth Qtr: 27.50s

No Horse	Plc	Mar	800 Posi	400 Posi	Time	3rd Qtr	4th Qtr
2 GOODFELLAZ	1	0.0m	0.0m (0)	0.0m (0)	2:33.20	28.90s	27.50s
7 STRAUNY	2	23.4m	2.2m (1)	4.3m (1)	2:34.89	29.04s	28.89s
1 SEACHANGE	3	26.6m	4.2m (0)	5.1m (0)	2:35.12	28.96s	29.06s
3 NAME IN LIGHTS	4	27.9m	8.4m (0)	9.4m (0)	2:35.22	28.96s	28.86s
4 AINSWORTH	5	33.8m	12.0m (0)	14.0m (0)	2:35.65	29.02s	28.97s
5 TUMBLIN DICE	6	47.0m	10.6m (1)	14.6m (1)	2:36.60	29.16s	29.88s
6 SIR BRIGGEN	7	52.2m	17.0m (0)	24.3m (0)	2:36.98	29.38s	29.58s

Finish Position and metres gained from 800m





Home of PJ Harness Analyser

Want to know how successful PJ Harness Analyser is?
Click here for regular updates

www.pjdata.com.au
 admin@pjdata.com.au
 www.facebook.com/PJHarnessRacing



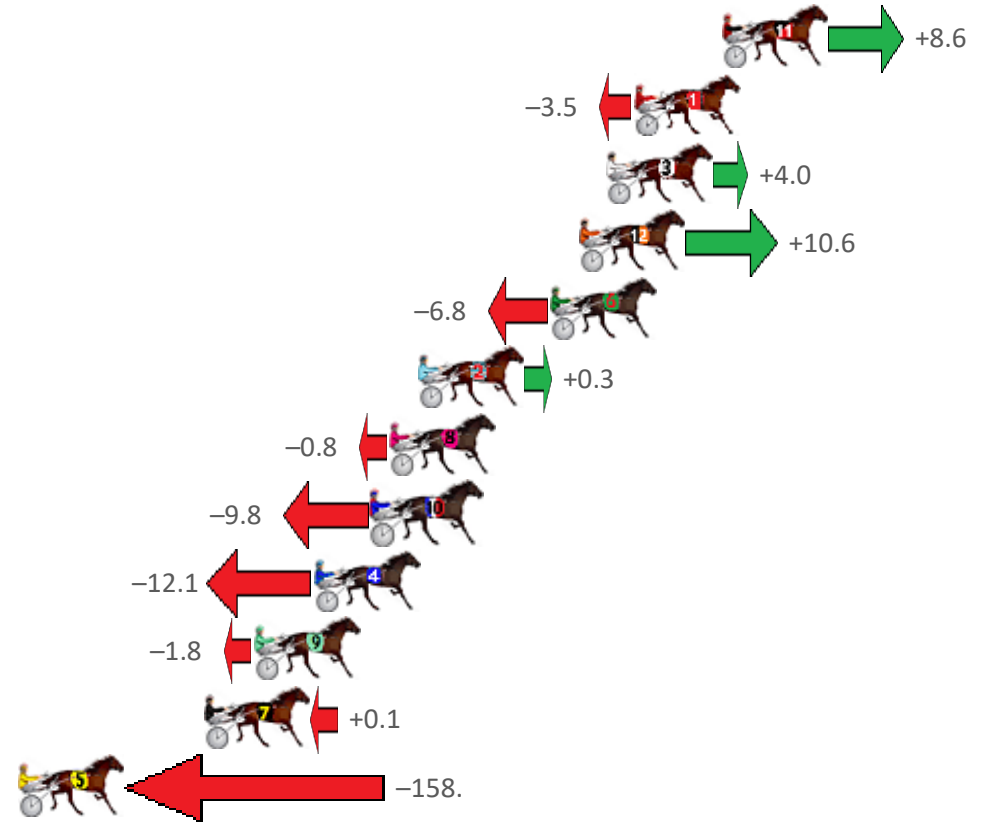
Gloucester Park Race 2 Distance 2130m

Tuesday, 30 August 2022

Gross Time: 2:38.20 MileRate: 1:59.50 LeadTime: 38.50s First Qtr: 31.10s Second Qtr: 29.90s Third Qtr: 29.20s Fourth Qtr: 29.50s

No Horse	Plc	Mar	800 Posi	400 Posi	Time	3rd Qtr	4th Qtr
11 PIVOTAL	1	0.0m	8.6m (0)	7.1m (0)	2:38.20	29.10s	28.98s
1 TRINITY BROMAC	2	3.5m	0.0m (0)	0.5m (0)	2:38.47	29.24s	29.73s
3 VALHALLA MISS	3	4.6m	8.6m (1)	8.5m (2)	2:38.56	29.20s	29.23s
12 CHAMPAGNE STYLE	4	5.7m	16.3m (1)	12.6m (2)	2:38.64	28.94s	29.02s
6 ALTAMATUM	5	6.8m	0.0m (1)	0.0m (1)	2:38.73	29.20s	30.03s
2 SHEHADI	6	12.1m	12.4m (1)	11.5m (1)	2:39.14	29.14s	29.60s
8 HEADLINE ACT	7	13.2m	12.4m (0)	10.7m (0)	2:39.22	29.08s	29.74s
10 BLAZIN BEAUTY	8	13.9m	4.1m (0)	4.4m (1)	2:39.27	29.22s	30.25s
4 SHAKIRA BLUE	9	16.2m	4.1m (1)	5.3m (3)	2:39.45	29.28s	30.37s
9 SHELLNA	10	18.6m	16.8m (0)	15.9m (1)	2:39.64	29.14s	29.78s
7 SWEETDREAM TRUN	11	20.6m	20.7m (1)	18.1m (2)	2:39.79	29.02s	29.77s
5 OUR GLOWING STAR	12	364.2m	205.8m (0)	241.7m (0)	3:06.37	31.90s	40.03s

Finish Position and metres gained from 800m





Home of PJ Harness Analyser
 Want to know how successful PJ Harness Analyser is?
 Click here for regular updates

www.pjdata.com.au
 admin@pjdata.com.au
 www.facebook.com/PJHarnessRacing



RISE Digital, Harness Racing Australia nor the provider accepts any responsibility for the completeness or accuracy of any of the information contained herein, and makes no representations about its suitability for any particular purpose. Users should make their own judgements about those matters and/or seek independent advice. You assume all risks associated with use of data provided on this page

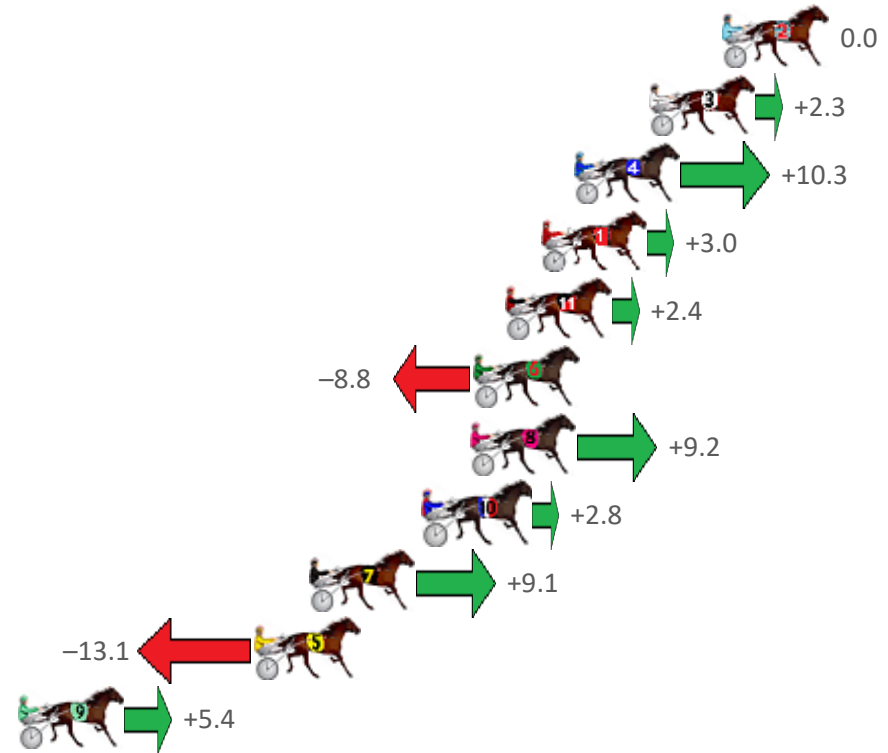
Gloucester Park Race 3 Distance 1730m

Tuesday, 30 August 2022

Gross Time: 2:05.40 MileRate: 1:56.70 LeadTime: 7.50s First Qtr: 28.80s Second Qtr: 29.30s Third Qtr: 29.50s Fourth Qtr: 30.30s

No Horse	Plc	Mar	800 Posi	400 Posi	Time	3rd Qtr	4th Qtr
2 JOE WITH THE FLOW	1	0.0m	0.0m (0)	0.0m (0)	2:05.40	29.50s	30.30s
3 SAGATIOUS	2	2.9m	5.2m (0)	3.8m (0)	2:05.63	29.40s	30.25s
4 TRIPLE BRIE	3	5.9m	16.2m (1)	10.6m (3)	2:05.87	29.11s	29.98s
1 COME GET ME GO	4	7.2m	10.2m (0)	7.8m (0)	2:05.97	29.34s	30.29s
11 RAGING ROMEO	5	8.6m	11.0m (1)	11.4m (2)	2:06.08	29.54s	30.14s
6 HEZA HEAD HONCH	6	9.9m	1.1m (1)	3.3m (1)	2:06.19	29.66s	30.84s
8 AMERICAN ROCK	7	10.0m	19.2m (0)	14.6m (1)	2:06.19	29.18s	30.01s
10 OUR SURROGATE	8	11.8m	14.6m (0)	11.6m (0)	2:06.34	29.30s	30.38s
7 FOVEAUX MAJOR	9	16.4m	25.5m (0)	19.4m (0)	2:06.70	29.08s	30.16s
5 THEREUGO	10	18.6m	5.5m (1)	6.5m (2)	2:06.88	29.58s	31.29s
9 BELONERO	11	28.1m	33.5m (0)	25.8m (0)	2:07.63	28.98s	30.61s

Finish Position and metres gained from 800m





Home of PJ Harness Analyser
 Want to know how successful PJ Harness Analyser is?
 Click here for regular updates

www.pjdata.com.au
 admin@pjdata.com.au
 www.facebook.com/PJHarnessRacing



RISE Digital, Harness Racing Australia nor the provider accepts any responsibility for the completeness or accuracy of any of the information contained herein, and makes no representations about its suitability for any particular purpose. Users should make their own judgements about those matters and/or seek independent advice. You assume all risks associated with use of data provided on this page

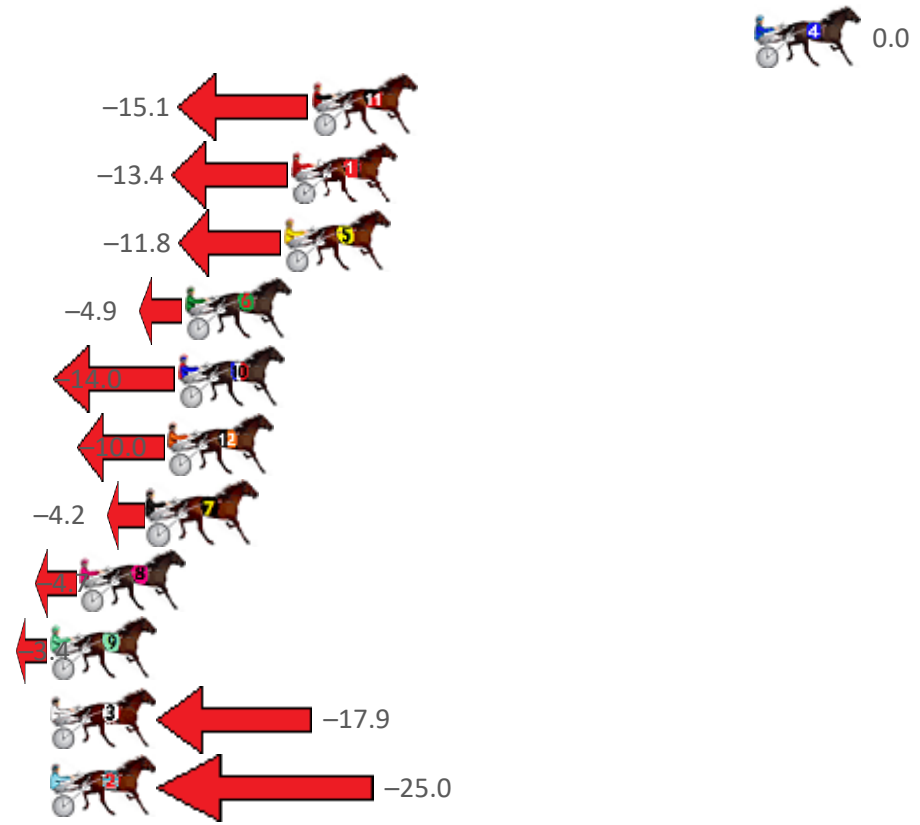
Gloucester Park Race 4 Distance 2130m

Tuesday, 30 August 2022

Gross Time: 2:34.90 MileRate: 1:57.00 LeadTime: 36.10s First Qtr: 30.80s Second Qtr: 30.00s Third Qtr: 29.10s Fourth Qtr: 28.90s

No Horse	Plc	Mar	800 Posi	400 Posi	Time	3rd Qtr	4th Qtr
4 SOHO DOW JONES	1	0.0m	0.0m (0)	0.0m (0)	2:34.90	29.10s	28.90s
11 VINTAGE BLU	2	17.6m	2.5m (1)	5.6m (1)	2:36.23	29.32s	29.83s
1 TWOANDAHALF TIG	3	18.4m	5.0m (0)	5.6m (0)	2:36.30	29.14s	29.90s
5 TRIROYALE BRIGADE	4	18.7m	6.9m (1)	10.0m (1)	2:36.32	29.32s	29.60s
6 EUSTON FLYER	5	22.6m	17.7m (0)	16.4m (0)	2:36.61	29.00s	29.43s
10 BE ON GUARD	6	22.9m	8.9m (0)	9.7m (0)	2:36.64	29.16s	29.94s
12 JILLIBY JAKE	7	23.3m	13.3m (0)	13.9m (1)	2:36.67	29.14s	29.67s
7 JUSTLIKE TURBO	8	24.1m	19.9m (1)	20.6m (1)	2:36.73	29.14s	29.25s
8 IAM LAMBROS	9	26.8m	22.1m (0)	21.6m (0)	2:36.93	29.06s	29.37s
9 TWENTYNINE TWEL	10	30.0m	26.6m (0)	26.4m (0)	2:37.18	29.08s	29.28s
3 WESTERN ARTERRA	11	33.7m	15.8m (1)	17.6m (3)	2:37.46	29.23s	30.19s
2 MCARDLES GEM	12	36.1m	11.1m (1)	14.2m (2)	2:37.64	29.32s	30.61s

Finish Position and metres gained from 800m





Home of PJ Harness Analyser

Want to know how successful PJ Harness Analyser is?
[Click here for regular updates](#)

www.pjdata.com.au
 admin@pjdata.com.au
 www.facebook.com/PJHarnessRacing



RISE Digital, Harness Racing Australia nor the provider accepts any responsibility for the completeness or accuracy of any of the information contained herein, and makes no representations about its suitability for any particular purpose. Users should make their own judgements about those matters and/or seek independent advice. You assume all risks associated with use of data provided on this page

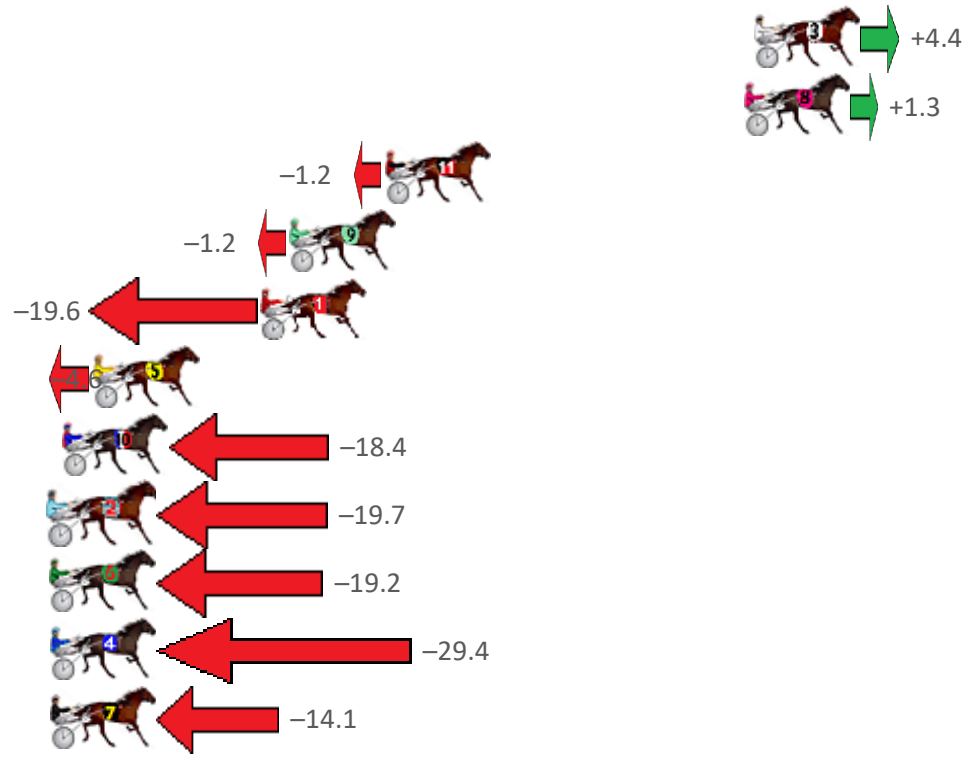
Gloucester Park Race 5 Distance 1730m

Tuesday, 30 August 2022

Gross Time: 2:04.90 MileRate: 1:56.20 LeadTime: 7.90s First Qtr: 28.90s Second Qtr: 29.30s Third Qtr: 29.50s Fourth Qtr: 29.30s

No Horse	Plc	Mar	800 Posi	400 Posi	Time	3rd Qtr	4th Qtr
3 ROCKMENOW	1	0.0m	4.4m (0)	4.1m (1)	2:04.90	29.48s	29.00s
8 SPY MAJOR	2	0.4m	1.7m (1)	0.0m (0)	2:04.93	29.38s	29.33s
11 SEEKNYOUSHALLFIN	3	14.7m	13.5m (0)	14.8m (0)	2:06.03	29.60s	29.35s
9 FIREPLAY	4	18.5m	17.3m (0)	18.9m (0)	2:06.32	29.62s	29.34s
1 TRITTRITTBANGBAN	5	19.6m	0.0m (0)	4.1m (0)	2:06.41	29.80s	30.51s
5 BARKLEY	6	26.3m	21.7m (0)	23.0m (0)	2:06.92	29.60s	29.64s
10 TEPELO STAR	7	27.5m	9.1m (0)	11.0m (0)	2:07.01	29.64s	30.61s
2 JESSE ALLWOOD	8	31.0m	11.3m (1)	17.3m (2)	2:07.28	29.94s	30.42s
6 ALL THE WHISPERS	9	34.9m	15.7m (1)	21.7m (2)	2:07.58	29.94s	30.40s
4 LIVE LIFE FAST	10	36.0m	6.6m (1)	14.0m (1)	2:07.67	30.04s	31.04s
7 THE PARTY BOY	11	44.0m	29.9m (0)	30.4m (0)	2:08.28	29.54s	30.46s

Finish Position and metres gained from 800m





Home of PJ Harness Analyser

Want to know how successful PJ Harness Analyser is?
[Click here for regular updates](#)

www.pjdata.com.au
 admin@pjdata.com.au
 www.facebook.com/PJHarnessRacing



RISE Digital, Harness Racing Australia nor the provider accepts any responsibility for the completeness or accuracy of any of the information contained herein, and makes no representations about its suitability for any particular purpose. Users should make their own judgements about those matters and/or seek independent advice. You assume all risks associated with use of data provided on this page

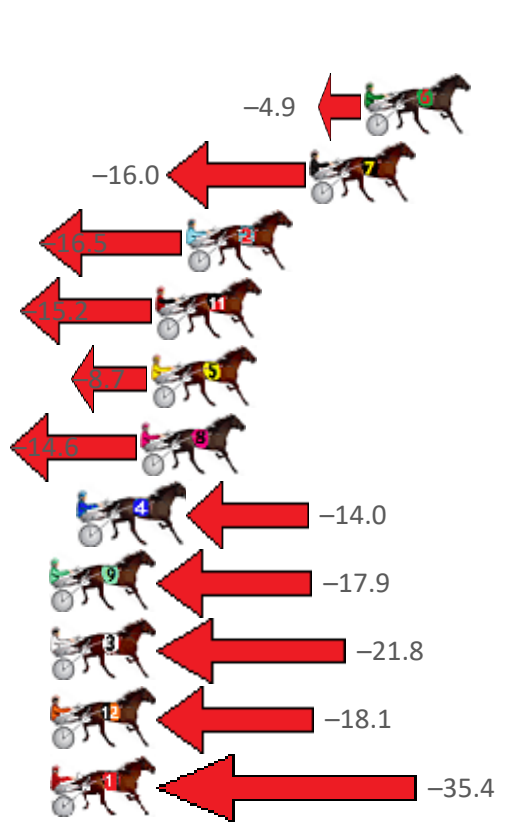
Gloucester Park Race 6 Distance 2130m

Tuesday, 30 August 2022

Gross Time: 2:36.20 MileRate: 1:58.10 LeadTime: 36.70s First Qtr: 30.60s Second Qtr: 30.30s Third Qtr: 28.90s Fourth Qtr: 29.70s

No Horse	Plc	Mar	800 Posi	400 Posi	Time	3rd Qtr	4th Qtr
10 ARDENS HORIZON	1	0.0m	0.0m (0)	0.0m (0)	2:36.20	28.90s	29.70s
6 CULLEN STAR	2	15.5m	10.6m (1)	13.5m (1)	2:37.41	29.12s	29.92s
7 STEREOPHONIC	3	17.7m	1.7m (1)	3.6m (1)	2:37.58	29.04s	30.82s
2 GOTA GOOD WARH	4	22.6m	6.1m (1)	8.8m (1)	2:37.96	29.10s	30.82s
11 TRUNKEY FETCH	5	23.8m	8.6m (0)	14.3m (0)	2:38.05	29.32s	30.51s
5 CHEESE AND BICCYS	6	24.0m	15.3m (2)	12.1m (2)	2:38.07	28.68s	30.68s
8 MANCAVE	7	24.4m	9.8m (2)	6.1m (2)	2:38.10	28.64s	31.16s
4 LOVE TO FLY	8	26.8m	12.8m (0)	18.7m (0)	2:38.29	29.34s	30.43s
9 TRUNKEY CARRAWA	9	33.2m	15.3m (1)	17.4m (2)	2:38.78	29.06s	31.02s
3 PATH OF GOLD	10	38.5m	16.7m (0)	21.5m (1)	2:39.20	29.26s	31.13s
12 YANKEEDELIGHT	11	39.3m	21.2m (0)	28.3m (0)	2:39.26	29.44s	30.70s
1 FOUR STARZZZ HAW	12	39.9m	4.5m (0)	9.6m (0)	2:39.31	29.28s	32.11s

Finish Position and metres gained from 800m



Home of PJ Harness Analyser

Want to know how successful PJ Harness Analyser is?

Click here for regular updates

www.pjdata.com.au
 admin@pjdata.com.au
 www.facebook.com/PJHarnessRacing

RISE Digital, Harness Racing Australia nor the provider accepts any responsibility for the completeness or accuracy of any of the information contained herein, and makes no representations about its suitability for any particular purpose. Users should make their own judgements about those matters and/or seek independent advice. You assume all risks associated with use of data provided on this page

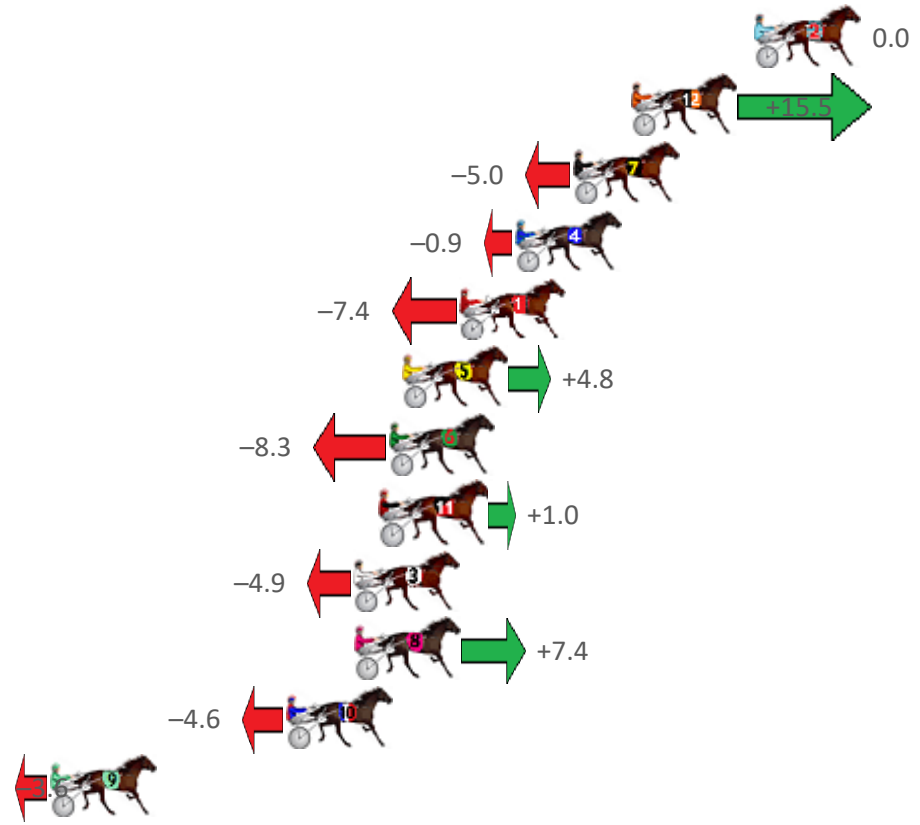
Gloucester Park Race 7 Distance 2130m

Tuesday, 30 August 2022

Gross Time: 2:40.70 MileRate: 2:01.50 LeadTime: 38.20s First Qtr: 31.20s Second Qtr: 30.30s Third Qtr: 30.00s Fourth Qtr: 31.00s

No Horse	Plc	Mar	800 Posi	400 Posi	Time	3rd Qtr	4th Qtr
2 SATS MALOO	1	0.0m	0.0m (0)	0.0m (0)	2:40.70	30.00s	31.00s
12 STELLA MAJOR	2	4.9m	20.4m (1)	10.1m (2)	2:41.10	29.24s	30.63s
7 CAPRICORN JOE	3	7.2m	2.2m (1)	2.9m (1)	2:41.28	30.06s	31.36s
4 ROSCOS RESCUE	4	9.5m	8.6m (0)	9.5m (0)	2:41.47	30.08s	31.05s
1 NOMORECHEESEPLE	5	11.7m	4.3m (0)	5.5m (0)	2:41.65	30.10s	31.53s
5 MAJOR DAZZLER	6	14.0m	18.8m (0)	18.5m (0)	2:41.83	30.00s	30.73s
6 ASHIMA	7	14.5m	6.2m (1)	8.2m (1)	2:41.88	30.16s	31.55s
11 IM RIDDLER	8	14.8m	15.8m (1)	17.7m (1)	2:41.90	30.16s	30.86s
3 THE DUBLIN XPRESS	9	15.9m	11.0m (1)	12.2m (1)	2:41.99	30.10s	31.37s
8 FOLLOW THE GOLD	9	15.9m	23.3m (0)	21.4m (1)	2:41.99	29.88s	30.67s
10 CHASING COOPER	11	18.6m	14.0m (0)	14.0m (0)	2:42.21	30.02s	31.45s
9 OBSERVATION	12	28.0m	24.4m (1)	19.1m (2)	2:42.97	29.62s	31.83s

Finish Position and metres gained from 800m





Home of PJ Harness Analyser
Want to know how successful PJ Harness Analyser is?
Click here for regular updates

www.pjdata.com.au
 admin@pjdata.com.au
 www.facebook.com/PJHarnessRacing



RISE Digital, Harness Racing Australia nor the provider accepts any responsibility for the completeness or accuracy of any of the information contained herein, and makes no representations about its suitability for any particular purpose. Users should make their own judgements about those matters and/or seek independent advice. You assume all risks associated with use of data provided on this page

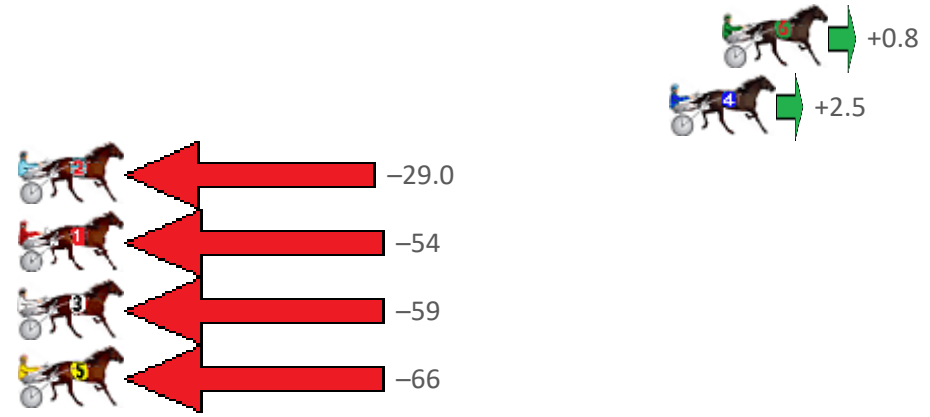
Gloucester Park Race 8 Distance 2130m

Tuesday, 30 August 2022

Gross Time: 2:35.80 MileRate: 1:57.70 LeadTime: 36.70s First Qtr: 30.10s Second Qtr: 30.80s Third Qtr: 29.90s Fourth Qtr: 28.30s

No Horse	Plc	Mar	800 Posi	400 Posi	Time	3rd Qtr	4th Qtr
6 THE AMBER HARE	1	0.0m	0.8m (1)	0.0m (1)	2:35.80	29.84s	28.30s
4 ALCOPONY	2	2.1m	4.6m (0)	6.9m (1)	2:35.96	30.06s	27.96s
2 HEZA BEAUTY	3	37.9m	8.9m (0)	10.5m (0)	2:38.62	30.00s	30.36s
1 ME FLASH	4	53.2m	0.0m (0)	3.9m (0)	2:39.76	30.18s	31.98s
3 LETS ROLL THE DICE	5	63.3m	5.1m (1)	10.0m (2)	2:40.51	30.24s	32.28s
5 MOTOR ON LILLY	6	79.4m	13.7m (0)	19.9m (0)	2:41.70	30.32s	32.77s

Finish Position and metres gained from 800m





Home of PJ Harness Analyser

Want to know how successful PJ Harness Analyser is?
[Click here for regular updates](#)



www.pjdata.com.au
 admin@pjdata.com.au
 www.facebook.com/PJHarnessRacing

RISE Digital, Harness Racing Australia nor the provider accepts any responsibility for the completeness or accuracy of any of the information contained herein, and makes no representations about its suitability for any particular purpose. Users should make their own judgements about those matters and/or seek independent advice. You assume all risks associated with use of data provided on this page


Gloucester Park Race 9 Distance 2130m

Tuesday, 30 August 2022

Gross Time: 2:40.20 MileRate: 2:01.00 LeadTime: 39.40s First Qtr: 33.00s Second Qtr: 31.50s Third Qtr: 28.70s Fourth Qtr: 27.60s

No Horse	Plc	Mar	800 Posi	400 Posi	Time	3rd Qtr	4th Qtr
6 ALL IS WELL	1	0.0m	3.7m (1)	0.0m (0)	2:40.20	28.44s	27.60s
2 MISTER LINTON	2	11.9m	10.4m (0)	5.7m (0)	2:41.06	28.36s	28.06s
3 MAJOR OVERS	3	21.8m	0.0m (0)	12.0m (0)	2:41.78	29.54s	28.34s
4 LETHAL EDITION	4	21.9m	4.2m (0)	13.5m (1)	2:41.79	29.34s	28.25s
5 LORD TITANIUM	5	22.4m	10.4m (1)	12.6m (2)	2:41.83	28.84s	28.34s
1 HEEZ GOOD AS GOL	6	32.3m	21.6m (0)	18.6m (0)	2:42.55	28.46s	28.65s

Finish Position and metres gained from 800m





Home of PJ Harness Analyser

Want to know how successful PJ Harness Analyser is?
[Click here for regular updates](#)

www.pjdata.com.au
 admin@pjdata.com.au
 www.facebook.com/PJHarnessRacing



RISE Digital, Harness Racing Australia nor the provider accepts any responsibility for the completeness or accuracy of any of the information contained herein, and makes no representations about its suitability for any particular purpose. Users should make their own judgements about those matters and/or seek independent advice. You assume all risks associated with use of data provided on this page