

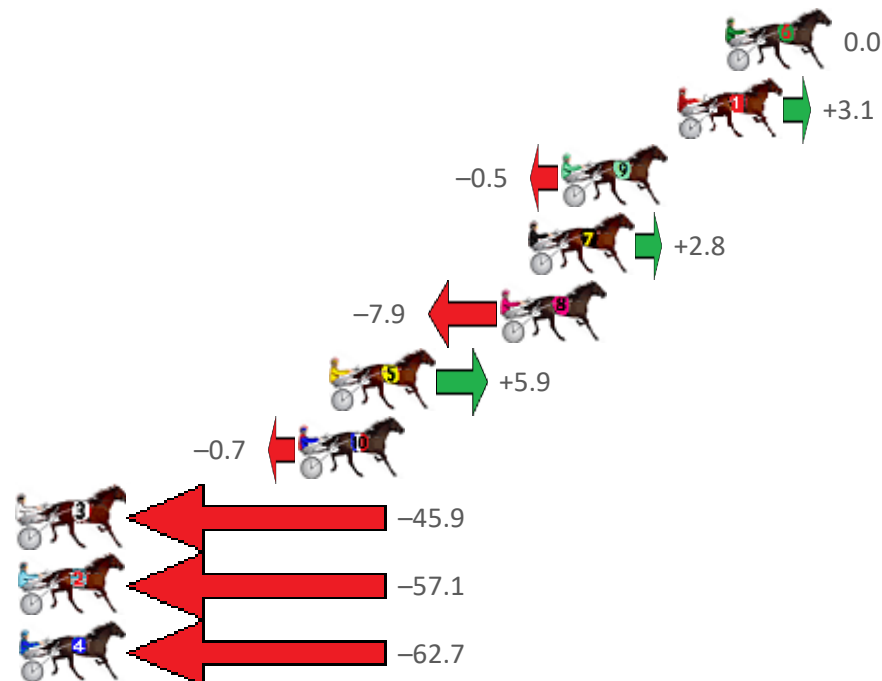
# Narrogin Race 1 Distance 1823m

Saturday, 13 August 2022

Gross Time: 2:16.30 MileRate: 2:00.40 LeadTime: 13.40s First Qtr: 33.90s Second Qtr: 29.90s Third Qtr: 29.00s Fourth Qtr: 30.10s

NoHorse	Plc	Mar	800 Posi	400 Posi	Time	3rd Qtr	4th Qtr
6 THE HOPE DIAMOND	1	0.0m	0.0m (0)	0.0m (0)	2:16.30	29.00s	30.10s
1 FOLLOW ROCKNROL	2	1.9m	5.0m (0)	4.4m (0)	2:16.45	28.96s	29.91s
9 TRUNKEY FETCH	3	6.5m	6.0m (2)	6.4m (2)	2:16.81	29.03s	30.11s
7 CULLEN STAR	4	7.8m	10.6m (0)	9.0m (0)	2:16.91	28.88s	30.01s
8 CHERRY ON THE CAK	5	8.9m	1.0m (2)	2.2m (2)	2:17.00	29.08s	30.60s
5 TAKETHECANNOLI	6	15.7m	21.6m (1)	16.2m (1)	2:17.54	28.60s	30.06s
10 GOTA GOOD WARH	7	16.9m	16.2m (0)	13.8m (0)	2:17.63	28.82s	30.33s
3 IDEAL SECRET	8	46.5m	0.6m (1)	5.4m (1)	2:19.97	29.30s	33.18s
2 SHIRLEY	9	63.9m	6.8m (1)	10.8m (1)	2:21.34	29.22s	34.07s
4 LOVE TO FLY	10	75.7m	13.0m (1)	12.2m (2)	2:22.27	28.85s	34.85s

Finish Position and metres gained from 800m



**Home of PJ Harness Analyser**

Want to know how successful PJ Harness Analyser is?

Click here for regular updates

[www.pjdata.com.au](http://www.pjdata.com.au)  
 [admin@pjdata.com.au](mailto:admin@pjdata.com.au)  
 [www.facebook.com/PJHarnessRacing](https://www.facebook.com/PJHarnessRacing)

RISE Digital, Harness Racing Australia nor the provider accepts any responsibility for the completeness or accuracy of any of the information contained herein, and makes no representations about its suitability for any particular purpose. Users should make their own judgements about those matters and/or seek independent advice. You assume all risks associated with use of data provided on this page

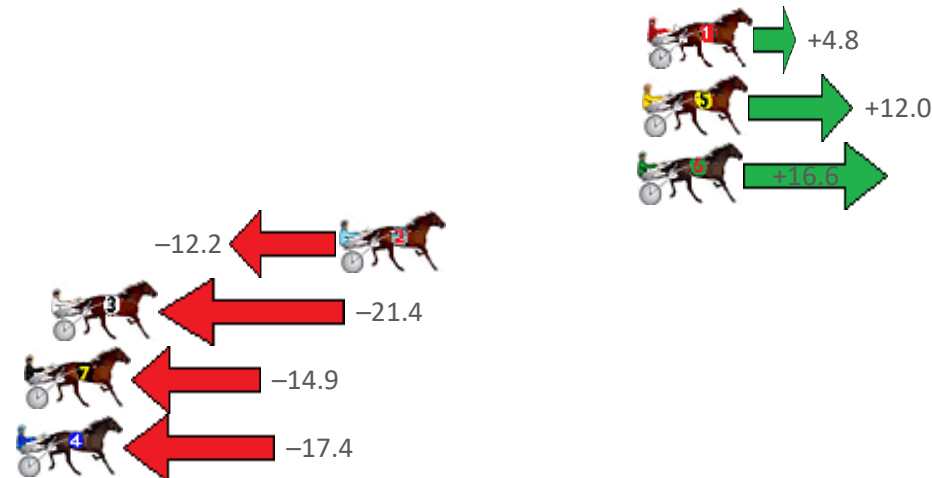
# Narrogin Race 2 Distance 1823m

Saturday, 13 August 2022

Gross Time: 2:13.70 MileRate: 1:58.00 LeadTime: 14.50s First Qtr: 30.30s Second Qtr: 28.40s Third Qtr: 29.80s Fourth Qtr: 30.70s

NoHorse	Plc	Mar	800 Posi	400 Posi	Time	3rd Qtr	4th Qtr
1 BATAVIA STREAMLIN	1	0.0m	4.8m (0)	4.4m (0)	2:13.70	29.77s	30.36s
5 KOLISI	2	0.2m	12.2m (1)	11.0m (2)	2:13.72	29.72s	29.88s
6 LOVE AND KISSES	3	0.4m	17.0m (1)	16.2m (2)	2:13.73	29.76s	29.49s
2 RAGING ROMEO	4	12.2m	0.0m (0)	0.0m (0)	2:14.68	29.79s	31.63s
3 EL JESSIE	5	23.6m	2.2m (1)	11.6m (1)	2:15.60	30.49s	31.62s
7 BAILEY MAJOR	6	24.7m	9.8m (0)	11.8m (0)	2:15.68	29.94s	31.68s
4 SANFORD HARRY	7	25.0m	7.6m (1)	17.0m (1)	2:15.71	30.50s	31.31s

### Finish Position and metres gained from 800m





### Home of PJ Harness Analyser

Want to know how successful PJ Harness Analyser is?  
[Click here for regular updates](#)



[www.pjdata.com.au](http://www.pjdata.com.au)   
 [admin@pjdata.com.au](mailto:admin@pjdata.com.au)   
 [www.facebook.com/PJHarnessRacing](https://www.facebook.com/PJHarnessRacing)

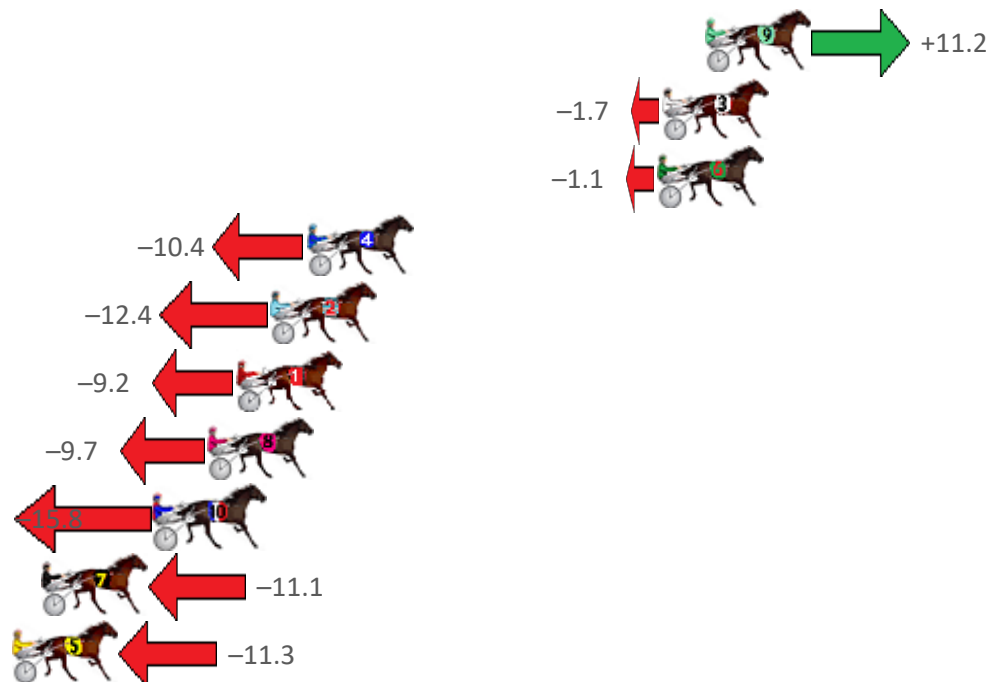
# Narrogin Race 3 Distance 1823m

Saturday, 13 August 2022

Gross Time: 2:18.70 MileRate: 2:02.50 LeadTime: 14.80s First Qtr: 32.90s Second Qtr: 30.80s Third Qtr: 30.30s Fourth Qtr: 29.90s

NoHorse	Plc	Mar	800 Posi	400 Posi	Time	3rd Qtr	4th Qtr
9 EL MANZANA	1	0.0m	11.2m (2)	7.6m (2)	2:18.70	30.03s	29.34s
3 CHASING COOPER	2	1.7m	0.0m (0)	0.0m (0)	2:18.83	30.30s	30.03s
6 CAPRICORN JOE	3	1.9m	0.8m (1)	0.4m (1)	2:18.85	30.27s	30.01s
4 BATHTIME	4	15.8m	5.4m (1)	5.6m (1)	2:19.94	30.32s	30.66s
2 SANFORD LORETTA	5	17.2m	4.8m (0)	7.4m (0)	2:20.05	30.50s	30.63s
1 GIRL IN CLOVER	6	18.6m	9.4m (0)	12.2m (0)	2:20.16	30.51s	30.38s
8 FOLLOW THE GOLD	7	19.7m	10.0m (1)	10.4m (1)	2:20.24	30.33s	30.59s
10 THE MIGHTY WARRI	8	21.8m	6.0m (2)	3.4m (2)	2:20.41	30.11s	31.27s
7 ROCKY AFFAIR	9	26.3m	15.2m (0)	17.2m (0)	2:20.76	30.45s	30.58s
5 MAL BOY	10	27.5m	16.2m (1)	12.0m (2)	2:20.85	29.99s	31.05s

Finish Position and metres gained from 800m





**Home of PJ Harness Analyser**

Want to know how successful PJ Harness Analyser is?

Click here for regular updates

[www.pjdata.com.au](http://www.pjdata.com.au)  
 [admin@pjdata.com.au](mailto:admin@pjdata.com.au)  
 [www.facebook.com/PJHarnessRacing](https://www.facebook.com/PJHarnessRacing)



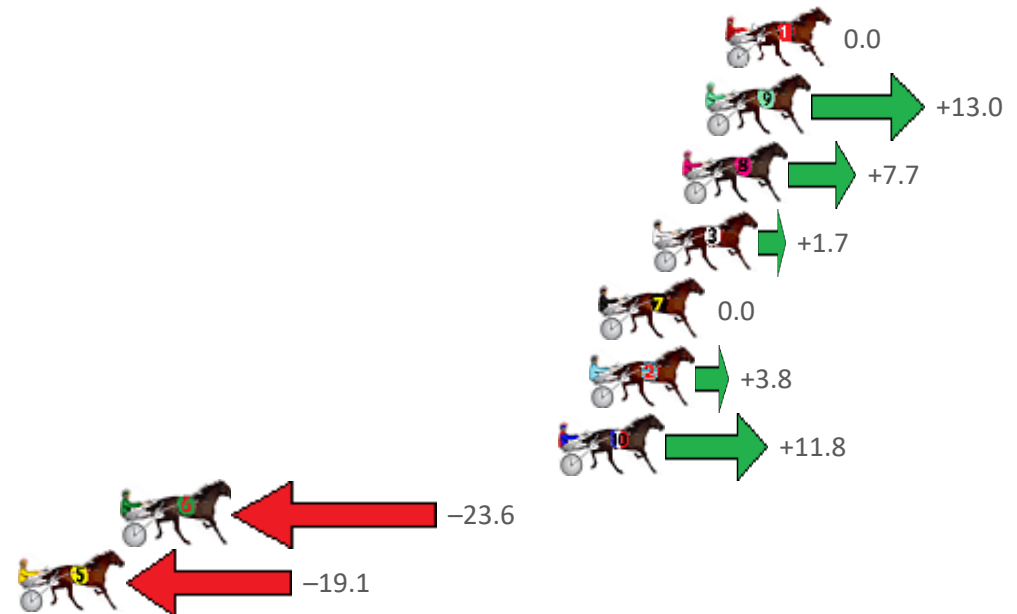
# Narrogin Race 4 Distance 2242m

Saturday, 13 August 2022

Gross Time: 2:49.30 MileRate: 2:01.50 LeadTime: 47.20s First Qtr: 31.40s Second Qtr: 29.10s Third Qtr: 30.50s Fourth Qtr: 31.10s

NoHorse	Plc	Mar	800 Posi	400 Posi	Time	3rd Qtr	4th Qtr
1 YOU FLY WITH ME	1	0.0m	0.0m (0)	0.0m (0)	2:49.30	30.50s	31.10s
9 HIGHLY FLAMMABLE	2	0.8m	13.8m (0)	11.6m (1)	2:49.37	30.34s	30.26s
8 SHES A HARLEEQUIN	3	1.7m	9.4m (0)	8.6m (0)	2:49.44	30.44s	30.57s
3 BETTOR MOVE ALON	4	2.9m	4.6m (1)	2.6m (2)	2:49.54	30.35s	31.12s
7 MEGA MACH	5	5.0m	5.0m (0)	4.6m (0)	2:49.71	30.47s	31.13s
2 HES THUNDER	6	5.4m	9.2m (1)	7.2m (2)	2:49.74	30.35s	30.96s
10 TUX AND TAILS	7	6.6m	18.4m (0)	14.4m (0)	2:49.84	30.20s	30.50s
6 FIREBALL FRIDAY	8	23.8m	0.2m (1)	4.4m (1)	2:51.24	30.81s	32.60s
5 THE THINKING MAN	9	35.3m	16.2m (1)	17.4m (1)	2:52.17	30.58s	32.48s

## Finish Position and metres gained from 800m





**Home of PJ Harness Analyser**

Want to know how successful PJ Harness Analyser is?

Click here for regular updates

[www.pjdata.com.au](http://www.pjdata.com.au)  
 [admin@pjdata.com.au](mailto:admin@pjdata.com.au)  
 [www.facebook.com/PJHarnessRacing](https://www.facebook.com/PJHarnessRacing)



RISE Digital, Harness Racing Australia nor the provider accepts any responsibility for the completeness or accuracy of any of the information contained herein, and makes no representations about its suitability for any particular purpose. Users should make their own judgements about those matters and/or seek independent advice. You assume all risks associated with use of data provided on this page

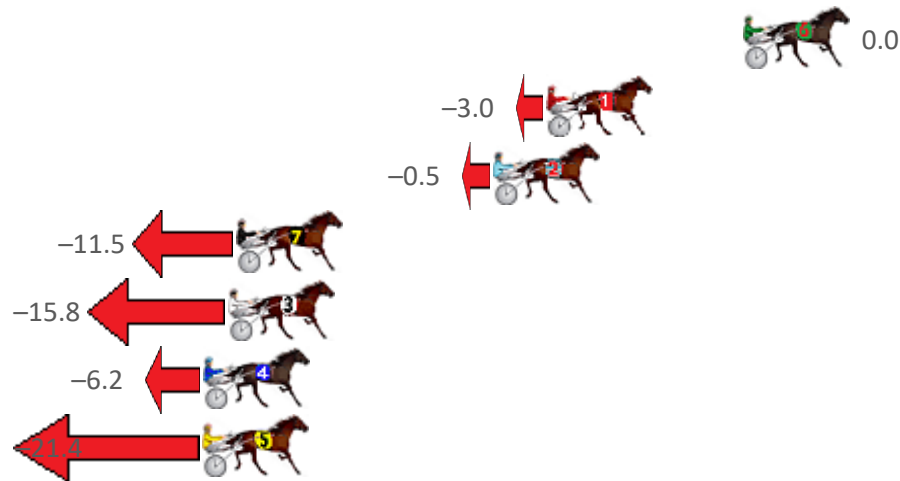
# Narrogin Race 5 Distance 2242m

Saturday, 13 August 2022

Gross Time: 2:49.70 MileRate: 2:01.80 LeadTime: 47.40s First Qtr: 33.20s Second Qtr: 30.30s Third Qtr: 29.40s Fourth Qtr: 29.40s

NoHorse	Plc	Mar	800 Posi	400 Posi	Time	3rd Qtr	4th Qtr
6 FLOEWRIER	1	0.0m	0.0m (0)	0.0m (0)	2:49.70	29.40s	29.40s
1 LAMOUR DOTTIE	2	7.8m	4.8m (0)	5.2m (0)	2:50.30	29.43s	29.59s
2 KEPTAIN COURAGEO	3	9.9m	9.4m (0)	9.6m (0)	2:50.46	29.41s	29.42s
7 DESIDERIO	4	20.1m	8.6m (1)	12.6m (1)	2:51.25	29.69s	29.95s
3 ADDA TARANTELLA	5	20.4m	4.6m (1)	8.6m (1)	2:51.27	29.69s	30.26s
4 ALL THE WHISPERS	6	21.4m	15.2m (0)	17.4m (0)	2:51.35	29.56s	29.69s
5 ALL THE BELLS	6	21.4m	0.0m (1)	3.8m (1)	2:51.35	29.68s	30.69s

Finish Position and metres gained from 800m





**Home of PJ Harness Analyser**  
 Want to know how successful PJ Harness Analyser is?  
 Click here for regular updates

[www.pjdata.com.au](http://www.pjdata.com.au)  
 [admin@pjdata.com.au](mailto:admin@pjdata.com.au)  
 [www.facebook.com/PJHarnessRacing](https://www.facebook.com/PJHarnessRacing)



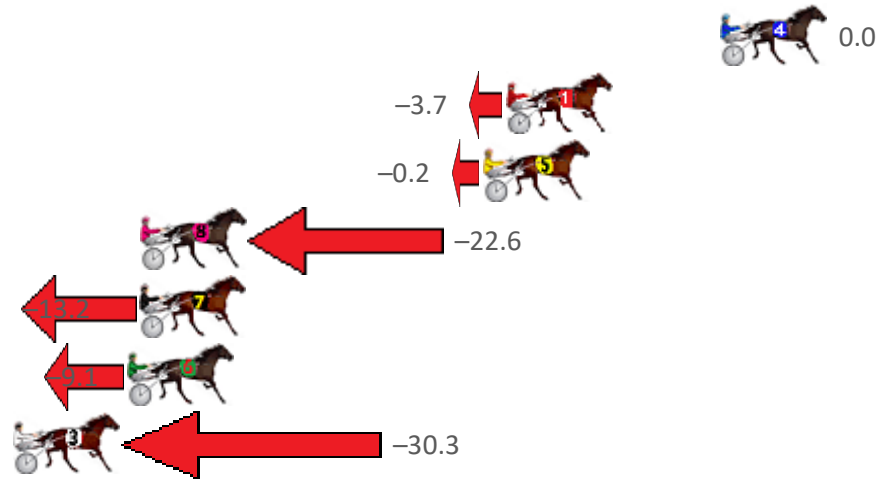
# Narrogin Race 6 Distance 2242m

Saturday, 13 August 2022

Gross Time: 2:51.80 MileRate: 2:03.30 LeadTime: 49.30s First Qtr: 33.80s Second Qtr: 31.00s Third Qtr: 29.30s Fourth Qtr: 28.40s

NoHorse	Plc	Mar	800 Posi	400 Posi	Time	3rd Qtr	4th Qtr
4 ME FLASH	1	0.0m	0.0m (0)	0.0m (0)	2:51.80	29.30s	28.40s
1 OUR LOVE AFFAIR	2	8.5m	4.8m (0)	6.6m (0)	2:52.43	29.43s	28.53s
5 SPORT SPORT SPORT	3	9.4m	9.2m (1)	0.0m (2)	2:52.50	28.65s	29.06s
8 MAKE YOUR MARK	4	23.0m	0.4m (1)	3.6m (1)	2:53.52	29.55s	29.77s
7 MINOR CATASTROP	5	23.0m	9.8m (0)	13.0m (0)	2:53.52	29.54s	29.11s
6 MISS TIVOLI	6	23.5m	14.4m (0)	7.2m (2)	2:53.55	28.80s	29.55s
3 STORMY DILO	7	35.3m	5.0m (1)	12.6m (1)	2:54.43	29.87s	30.00s

Finish Position and metres gained from 800m





**Home of PJ Harness Analyser**  
 Want to know how successful PJ Harness Analyser is?  
 Click here for regular updates

[www.pjdata.com.au](http://www.pjdata.com.au)  
 [admin@pjdata.com.au](mailto:admin@pjdata.com.au)  
 [www.facebook.com/PJHarnessRacing](https://www.facebook.com/PJHarnessRacing)



RISE Digital, Harness Racing Australia nor the provider accepts any responsibility for the completeness or accuracy of any of the information contained herein, and makes no representations about its suitability for any particular purpose. Users should make their own judgements about those matters and/or seek independent advice. You assume all risks associated with use of data provided on this page



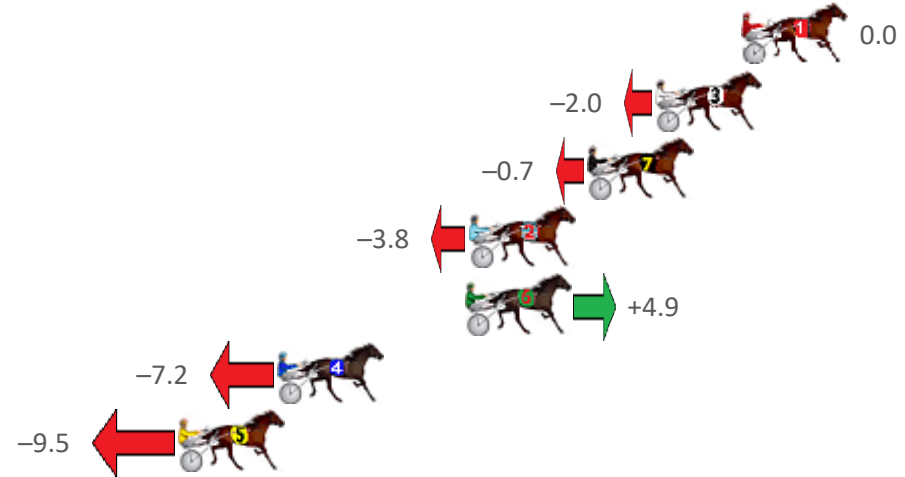
# Narrogin Race 7 Distance 1823m

Saturday, 13 August 2022

Gross Time: 2:18.30 MileRate: 2:02.10 LeadTime: 14.90s First Qtr: 30.90s Second Qtr: 30.90s Third Qtr: 30.10s Fourth Qtr: 31.50s

No Horse	Plc	Mar	800 Posi	400 Posi	Time	3rd Qtr	4th Qtr
1 AMERICAN ROCK	1	0.0m	0.0m (0)	0.0m (0)	2:18.30	30.10s	31.50s
3 ALFREDI	2	3.4m	1.4m (1)	1.8m (1)	2:18.58	30.13s	31.63s
7 FOVEAUX MAJOR	3	6.1m	5.4m (0)	5.0m (0)	2:18.80	30.07s	31.59s
2 JAMANCO	4	10.8m	7.0m (1)	7.8m (1)	2:19.19	30.16s	31.73s
6 FIGHT SONG	5	10.9m	15.8m (0)	13.8m (0)	2:19.20	29.95s	31.27s
4 SANFORD TILLY	6	18.4m	11.2m (0)	9.4m (0)	2:19.81	29.95s	32.20s
5 PARTY BOY FREDDY	7	22.3m	12.8m (1)	14.4m (1)	2:20.14	30.21s	32.12s

Finish Position and metres gained from 800m





**Home of PJ Harness Analyser**

Want to know how successful PJ Harness Analyser is?

Click here for regular updates

[www.pjdata.com.au](http://www.pjdata.com.au)  
 [admin@pjdata.com.au](mailto:admin@pjdata.com.au)  
 [www.facebook.com/PJHarnessRacing](https://www.facebook.com/PJHarnessRacing)

