

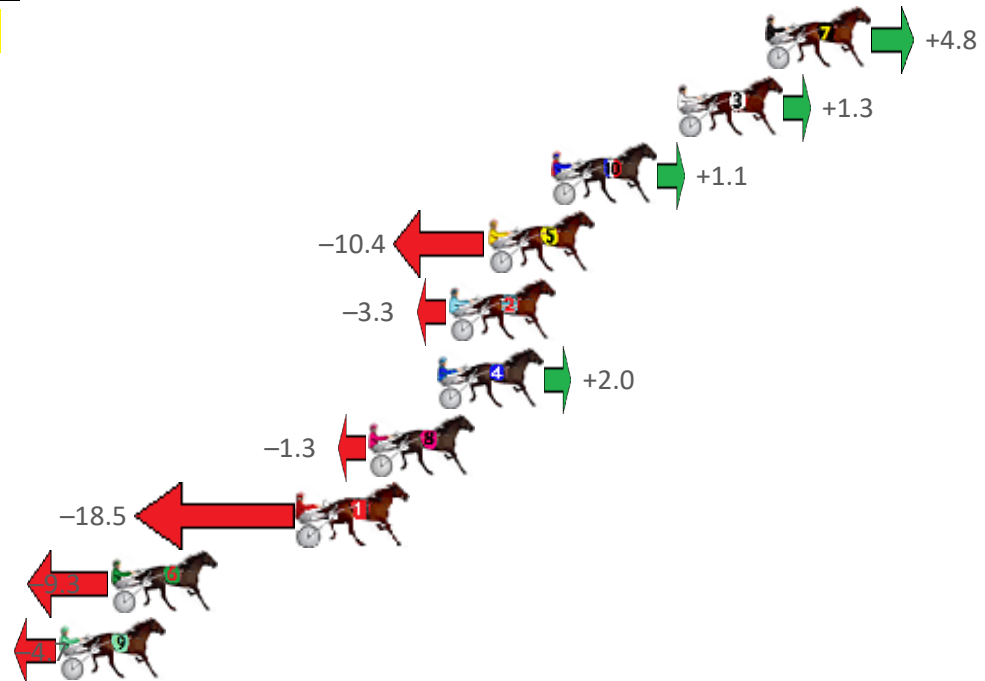
Narrogin Race 1 Distance 2242m

Saturday, 20 August 2022

Gross Time: 2:50.20 MileRate: 2:02.20 LeadTime: 45.10s First Qtr: 32.90s Second Qtr: 30.20s Third Qtr: 30.20s Fourth Qtr: 31.80s

No Horse	Plc	Mar	800 Posi	400 Posi	Time	3rd Qtr	4th Qtr
7 BETTOR BE ARTFUL	1	0.0m	4.8m (0)	4.4m (1)	2:50.20	30.18s	31.45s
3 BOSTON BLUE CHIP	2	3.5m	4.8m (1)	3.0m (2)	2:50.49	30.06s	31.84s
10 OBSERVATION	3	8.5m	9.6m (0)	4.6m (0)	2:50.91	29.81s	32.11s
5 CAPRICORN JOE	4	11.0m	0.6m (1)	0.0m (1)	2:51.11	30.13s	32.67s
2 DUNAMIS	5	12.5m	9.2m (1)	7.8m (2)	2:51.24	30.08s	32.17s
4 SAVE THIS DANCE	6	13.0m	15.0m (1)	9.6m (1)	2:51.28	29.78s	32.07s
8 FOLLOW THE GOLD	7	15.7m	14.4m (0)	9.0m (0)	2:51.50	29.77s	32.33s
1 ON A GOOD NOTE	8	18.5m	0.0m (0)	0.2m (0)	2:51.74	30.18s	33.25s
6 GOTA GOOD WARH	9	25.9m	16.6m (2)	6.2m (3)	2:52.35	29.36s	33.36s
9 ROCKY AFFAIR	10	38.7m	34.0m (0)	27.0m (0)	2:53.41	29.64s	32.72s

Finish Position and metres gained from 800m





Home of PJ Harness Analyser

Want to know how successful PJ Harness Analyser is?
Click here for regular updates.

www.pjdata.com.au
admin@pjdata.com.au
www.facebook.com/PJHarnessRacing



RISE Digital, Harness Racing Australia nor the provider accepts any responsibility for the completeness or accuracy of any of the information contained herein, and makes no representations about its suitability for any particular purpose. Users should make their own judgements about those matters and/or seek independent advice. You assume all risks associated with use of data provided on this page


Narrogin Race 2 Distance 2242m

Saturday, 20 August 2022

Gross Time: 2:49.20 MileRate: 2:01.40 LeadTime: 48.30s First Qtr: 31.80s Second Qtr: 29.30s Third Qtr: 29.40s Fourth Qtr: 30.40s

No Horse	Plc	Mar	800 Posi	400 Posi	Time	3rd Qtr	4th Qtr
8 RAGING ROMEO	1	0.0m	5.0m (1)	6.6m (1)	2:49.20	29.53s	29.90s
1 APOLOGIZE	2	3.5m	0.0m (0)	0.0m (0)	2:49.48	29.40s	30.66s
2 SWEETDREAM TRUN	3	4.7m	0.8m (1)	2.0m (1)	2:49.57	29.49s	30.60s
9 ARK OF ROCK	4	7.3m	9.2m (1)	11.2m (1)	2:49.78	29.55s	30.11s
7 BATHTIME	5	8.6m	5.0m (0)	7.0m (0)	2:49.88	29.55s	30.52s
3 FOVEAUX MAJOR	6	16.3m	19.4m (0)	20.2m (2)	2:50.50	29.46s	30.11s
5 LETS ROCK TONIGHT	7	17.5m	13.8m (1)	16.2m (2)	2:50.59	29.58s	30.50s
6 PARTY BOY FREDDY	8	19.6m	14.8m (0)	19.8m (1)	2:50.76	29.77s	30.38s
4 FIGHT SONG	9	25.7m	9.8m (0)	16.6m (0)	2:51.25	29.89s	31.09s

Finish Position and metres gained from 800m





Home of PJ Harness Analyser

Want to know how successful PJ Harness Analyser is?
Click here for regular updates.

www.pjdata.com.au
admin@pjdata.com.au
www.facebook.com/PJHarnessRacing



RISE Digital, Harness Racing Australia nor the provider accepts any responsibility for the completeness or accuracy of any of the information contained herein, and makes no representations about its suitability for any particular purpose. Users should make their own judgements about those matters and/or seek independent advice. You assume all risks associated with use of data provided on this page

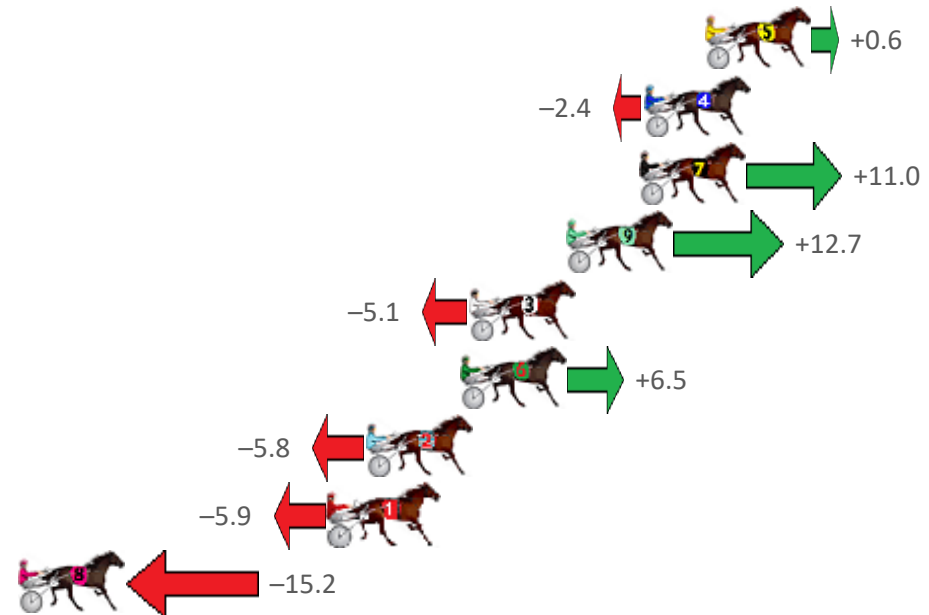
Narrogin Race 3 Distance 2242m

Saturday, 20 August 2022

Gross Time: 2:52.00 MileRate: 2:03.50 LeadTime: 50.60s First Qtr: 33.20s Second Qtr: 29.40s Third Qtr: 28.70s Fourth Qtr: 30.10s

No Horse	Plc	Mar	800 Posi	400 Posi	Time	3rd Qtr	4th Qtr
5 SEE THE WORLD	1	0.0m	0.6m (1)	1.4m (1)	2:52.00	28.76s	30.00s
4 ELLI MIRANDO	2	2.4m	0.0m (0)	0.0m (0)	2:52.19	28.70s	30.28s
7 ICY WINDS	3	2.6m	13.6m (0)	14.2m (0)	2:52.20	28.76s	29.23s
9 BATAVIA STREAMLIN	4	5.5m	18.2m (0)	19.0m (0)	2:52.43	28.78s	29.09s
3 DIAMOND DANCE	5	9.3m	4.2m (0)	5.2m (0)	2:52.73	28.77s	30.41s
6 STAR FOR ME	6	9.7m	16.2m (1)	13.4m (1)	2:52.76	28.50s	29.82s
2 GIRL IN CLOVER	7	13.4m	7.6m (1)	8.8m (1)	2:53.06	28.78s	30.44s
1 GLADYS GUGMAN	8	14.9m	9.0m (0)	10.0m (0)	2:53.17	28.76s	30.47s
8 STAR OF THE BAY	9	27.2m	12.0m (1)	13.4m (2)	2:54.14	28.78s	31.13s

Finish Position and metres gained from 800m





Home of PJ Harness Analyser

Want to know how successful PJ Harness Analyser is?
Click here for regular updates

www.pjdata.com.au
admin@pjdata.com.au
www.facebook.com/PJHarnessRacing



RISE Digital, Harness Racing Australia nor the provider accepts any responsibility for the completeness or accuracy of any of the information contained herein, and makes no representations about its suitability for any particular purpose. Users should make their own judgements about those matters and/or seek independent advice. You assume all risks associated with use of data provided on this page

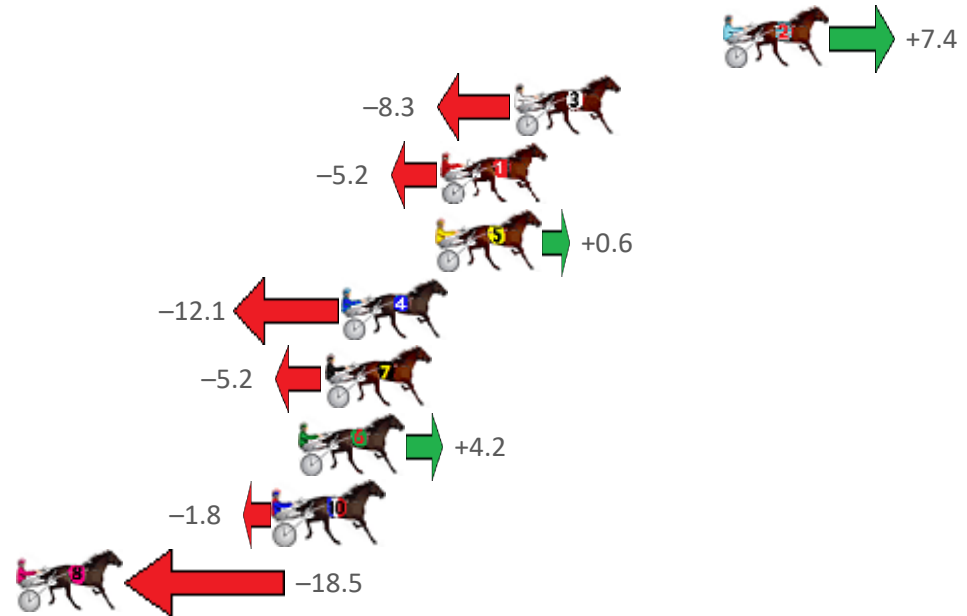
Narrogin Race 4 Distance 2242m

Saturday, 20 August 2022

Gross Time: 2:50.50 MileRate: 2:02.40 LeadTime: 49.40s First Qtr: 32.30s Second Qtr: 30.10s Third Qtr: 28.90s Fourth Qtr: 29.80s

No Horse	Plc	Mar	800 Posi	400 Posi	Time	3rd Qtr	4th Qtr
2 KOLISI	1	0.0m	7.4m (1)	7.0m (1)	2:50.50	28.88s	29.28s
3 THE BANDS PLAYING	2	8.3m	0.0m (0)	0.0m (0)	2:51.15	28.89s	30.41s
1 SWANBOURNE SPUN	3	11.2m	6.0m (0)	4.4m (0)	2:51.37	28.78s	30.30s
5 SALIGO BAY	4	11.4m	12.0m (1)	10.6m (2)	2:51.39	28.80s	29.86s
4 HES THUNDER	5	15.1m	3.0m (1)	2.8m (1)	2:51.68	28.87s	30.71s
7 HEZA BEAUTY	6	15.8m	10.6m (0)	9.6m (0)	2:51.73	28.82s	30.26s
6 RUSINOL	7	16.8m	21.0m (0)	18.6m (0)	2:51.81	28.73s	29.67s
10 BATAVIA REACTOR	8	17.8m	16.0m (0)	14.0m (0)	2:51.89	28.75s	30.08s
8 EL MANZANA	9	35.1m	16.6m (1)	16.2m (1)	2:53.24	28.85s	31.20s

Finish Position and metres gained from 800m





Home of PJ Harness Analyser

Want to know how successful PJ Harness Analyser is?
Click here for regular updates

www.pjdata.com.au
admin@pjdata.com.au
www.facebook.com/PJHarnessRacing



RISE Digital, Harness Racing Australia nor the provider accepts any responsibility for the completeness or accuracy of any of the information contained herein, and makes no representations about its suitability for any particular purpose. Users should make their own judgements about those matters and/or seek independent advice. You assume all risks associated with use of data provided on this page

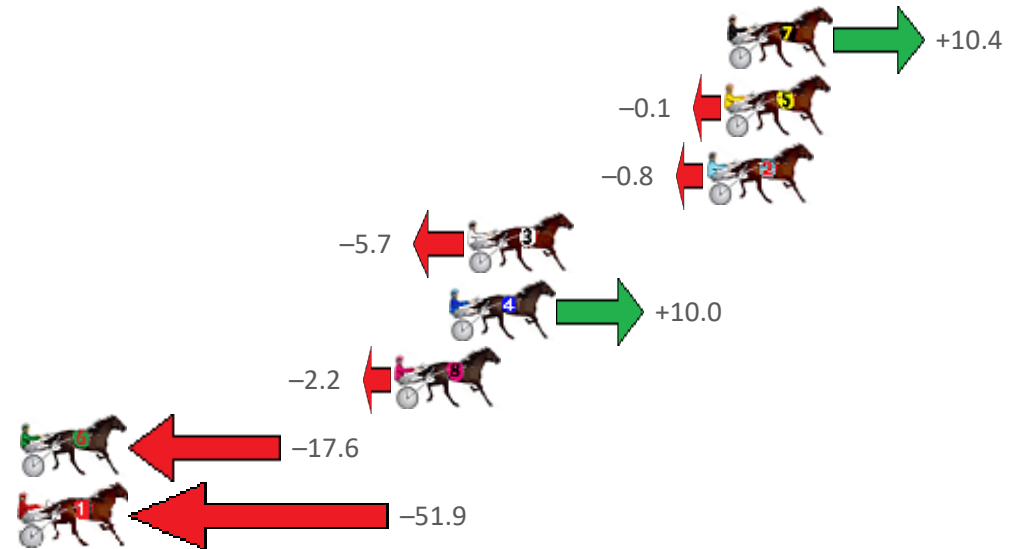
Narrogin Race 5 Distance 2242m

Saturday, 20 August 2022

Gross Time: 2:48.10 MileRate: 2:00.70 LeadTime: 48.10s First Qtr: 31.10s Second Qtr: 28.80s Third Qtr: 29.70s Fourth Qtr: 30.40s

No Horse	Plc	Mar	800 Posi	400 Posi	Time	3rd Qtr	4th Qtr
7 DESIDERIO	1	0.0m	10.4m (1)	4.6m (1)	2:48.10	29.27s	30.05s
5 ROCKNROLL ELLIOT	2	0.1m	0.0m (1)	0.0m (1)	2:48.11	29.70s	30.41s
2 BENJI	3	0.8m	0.0m (0)	0.4m (0)	2:48.16	29.73s	30.43s
3 GORDON	4	10.3m	4.6m (1)	7.4m (0)	2:48.92	29.91s	30.62s
4 KEPTAIN COURAGEO	5	11.0m	21.0m (0)	16.2m (1)	2:48.98	29.35s	30.01s
8 SIMPLY SHAZ	6	13.2m	11.0m (2)	7.2m (2)	2:49.15	29.41s	30.85s
6 SEVEN DEMERITS	7	32.2m	14.6m (0)	10.8m (1)	2:50.66	29.40s	32.02s
1 THE THINKING MAN	8	59.1m	7.2m (0)	18.4m (0)	2:52.80	30.50s	33.48s

Finish Position and metres gained from 800m





Home of PJ Harness Analyser

Want to know how successful PJ Harness Analyser is?
Click here for regular updates

www.pjdata.com.au
admin@pjdata.com.au
www.facebook.com/PJHarnessRacing



RISE Digital, Harness Racing Australia nor the provider accepts any responsibility for the completeness or accuracy of any of the information contained herein, and makes no representations about its suitability for any particular purpose. Users should make their own judgements about those matters and/or seek independent advice. You assume all risks associated with use of data provided on this page

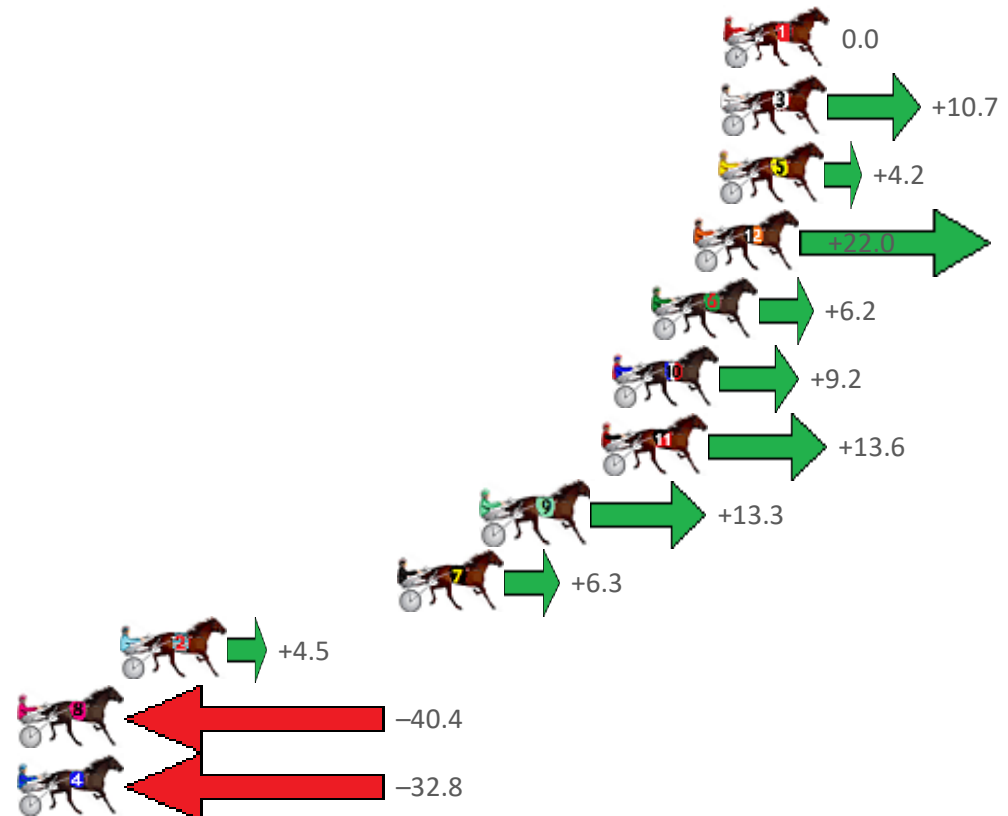
Narrogin Race 6 Distance 2636m

Saturday, 20 August 2022

Gross Time: 3:27.60 MileRate: 2:06.70 LeadTime: 83.30s First Qtr: 32.90s Second Qtr: 31.60s Third Qtr: 29.20s Fourth Qtr: 30.60s

No Horse	Plc	Mar	800 Posi	400 Posi	Time	3rd Qtr	4th Qtr
1 EL JESSIE	1	0.0m	0.0m (0)	0.0m (0)	3:27.60	29.20s	30.60s
3 CELEBRITY CHEF	2	0.1m	10.8m (1)	2.4m (1)	3:27.61	28.58s	30.43s
5 THEWIZARD	3	0.2m	4.4m (0)	5.8m (0)	3:27.62	29.31s	30.17s
12 SILENT REACTION	4	1.2m	23.2m (1)	12.4m (1)	3:27.70	28.42s	29.75s
6 BATAVIA BLACKHOLE	5	2.8m	9.0m (0)	10.4m (0)	3:27.82	29.32s	30.02s
10 BREWERY LANE	6	4.4m	13.6m (0)	14.6m (0)	3:27.95	29.29s	29.82s
11 TOTO PICASSO	7	4.8m	18.4m (0)	19.0m (0)	3:27.98	29.27s	29.52s
9 TENACIOUS GEORGE	8	9.5m	22.8m (0)	17.6m (2)	3:28.36	28.83s	29.98s
7 TROOPINGOFTHECO	9	12.9m	19.2m (1)	5.8m (2)	3:28.63	28.19s	31.14s
2 MISTA MANGELS	10	23.9m	28.4m (0)	27.6m (0)	3:29.51	29.15s	30.32s
8 HOW GOUDA SHE	11	47.4m	7.0m (1)	18.4m (1)	3:31.40	30.00s	32.81s
4 MINOR CATASTROP	12	47.8m	15.0m (1)	7.8m (3)	3:31.43	28.60s	33.64s

Finish Position and metres gained from 800m





Home of PJ Harness Analyser

Want to know how successful PJ Harness Analyser is?
Click here for regular updates

www.pjdata.com.au
admin@pjdata.com.au
www.facebook.com/PJHarnessRacing



RISE Digital, Harness Racing Australia nor the provider accepts any responsibility for the completeness or accuracy of any of the information contained herein, and makes no representations about its suitability for any particular purpose. Users should make their own judgements about those matters and/or seek independent advice. You assume all risks associated with use of data provided on this page

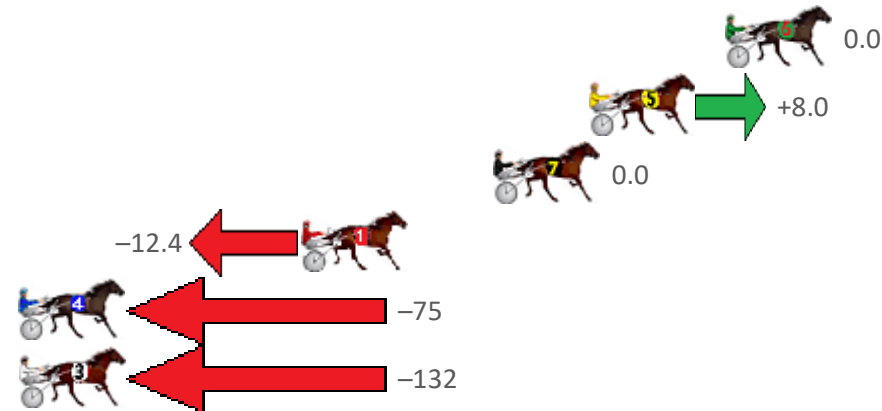
Narrogin Race 7 Distance 2242m

Saturday, 20 August 2022

Gross Time: 2:52.60 MileRate: 2:03.90 LeadTime: 48.50s First Qtr: 31.90s Second Qtr: 30.70s Third Qtr: 30.50s Fourth Qtr: 31.00s

No Horse	Plc	Mar	800 Posi	400 Posi	Time	3rd Qtr	4th Qtr
6 JAMANCO	1	0.0m	0.0m (0)	0.0m (0)	2:52.60	30.50s	31.00s
5 MATA OLE LE AFA	2	5.4m	13.4m (0)	10.0m (1)	2:53.04	30.24s	30.65s
7 PLEASE NOT TONIGH	3	9.2m	9.2m (0)	5.6m (1)	2:53.35	30.22s	31.28s
1 ROSE TO FAME	4	16.8m	4.4m (0)	7.2m (0)	2:53.96	30.71s	31.74s
4 ANOTHERCHOOK	5	80.9m	6.6m (1)	26.4m (0)	2:59.16	31.98s	35.20s
3 SHIMMERIAH	6	145.0m	13.8m (1)	42.0m (0)	3:04.35	32.59s	38.94s

Finish Position and metres gained from 800m





Home of PJ Harness Analyser

Want to know how successful PJ Harness Analyser is?

Click here for regular updates

www.pjdata.com.au
admin@pjdata.com.au
www.facebook.com/PJHarnessRacing



RISE Digital, Harness Racing Australia nor the provider accepts any responsibility for the completeness or accuracy of any of the information contained herein, and makes no representations about its suitability for any particular purpose. Users should make their own judgements about those matters and/or seek independent advice. You assume all risks associated with use of data provided on this page