

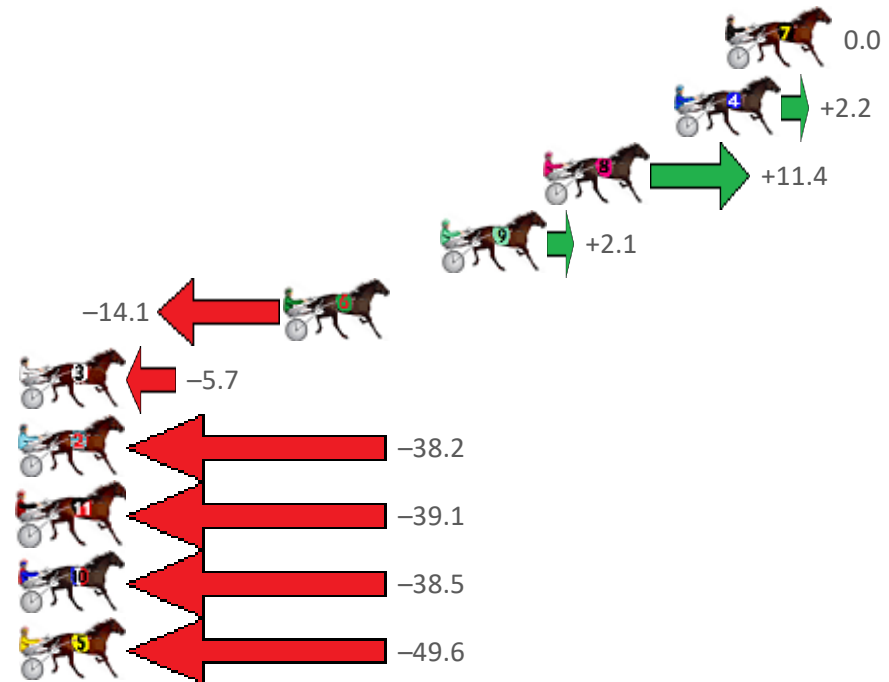
Pinjarra Race 1 Distance 2185m

Monday, 1 August 2022

Gross Time: 2:47.70 MileRate: 2:03.50 LeadTime: 45.20s First Qtr: 30.90s Second Qtr: 31.70s Third Qtr: 29.50s Fourth Qtr: 30.40s

NoHorse	Plc	Mar	800 Posi	400 Posi	Time	3rd Qtr	4th Qtr
7 SUNNYS LITTLE JESTI	1	0.0m	0.0m (0)	0.0m (0)	2:47.70	29.50s	30.40s
4 ELISH STAR	2	2.0m	4.2m (0)	3.8m (1)	2:47.86	29.47s	30.26s
8 LUVAF LAIR	3	7.2m	18.6m (1)	13.2m (2)	2:48.27	29.10s	29.95s
9 STAY FOCUSED	4	11.3m	13.4m (1)	6.4m (2)	2:48.60	28.97s	30.77s
6 GOODTIME PE RABBI	5	17.5m	3.4m (1)	9.8m (1)	2:49.09	29.97s	30.98s
3 LUCKY CHARM	6	29.9m	24.2m (0)	27.2m (2)	2:50.08	29.72s	30.60s
2 SHANHILL	7	47.6m	9.4m (0)	15.2m (0)	2:51.49	29.90s	32.85s
11 TOKYO JOE	8	48.3m	9.2m (1)	20.4m (1)	2:51.54	30.30s	32.51s
10 TEARS OF JOY	9	58.1m	19.6m (0)	26.6m (1)	2:52.32	29.99s	32.78s
5 KELL ROAD KID	10	63.6m	14.0m (0)	22.8m (0)	2:52.76	30.11s	33.48s

Finish Position and metres gained from 800m



Home of PJ Harness Analyser
 Want to know how successful PJ Harness Analyser is?
 Click here for regular updates

www.pjdata.com.au
 admin@pjdata.com.au
 www.facebook.com/PJHarnessRacing

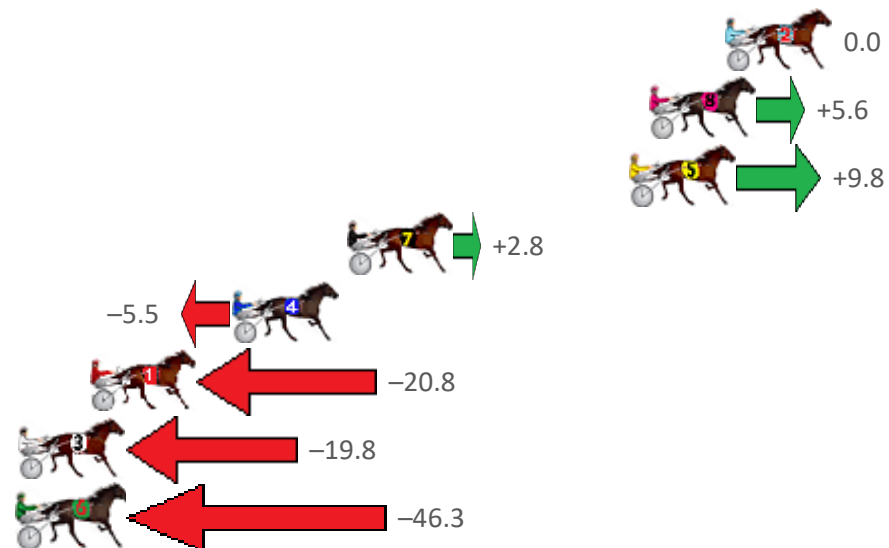
Pinjarra Race 2 Distance 1684m

Monday, 1 August 2022

Gross Time: 2:01.90 MileRate: 1:56.50 LeadTime: 5.50s First Qtr: 30.30s Second Qtr: 30.00s Third Qtr: 28.10s Fourth Qtr: 28.00s

NoHorse	Plc	Mar	800 Posi	400 Posi	Time	3rd Qtr	4th Qtr
2 VELOCIPEDE	1	0.0m	0.0m (0)	0.0m (0)	2:01.90	28.10s	28.00s
8 MAJOR MANHATTA	2	3.0m	8.6m (0)	9.0m (0)	2:02.12	28.13s	27.58s
5 LUCAPELO	3	3.8m	13.6m (1)	11.8m (1)	2:02.18	27.97s	27.44s
7 MAGNUS VICTOR	4	15.0m	17.8m (1)	9.6m (2)	2:03.00	27.53s	28.38s
4 FLYING TO WIN	5	19.5m	14.0m (0)	14.2m (0)	2:03.34	28.11s	28.37s
1 TELKEM JAY	6	25.2m	4.4m (0)	4.4m (0)	2:03.75	28.10s	29.45s
3 ELWADDELL	7	29.2m	9.4m (1)	7.8m (1)	2:04.05	27.99s	29.49s
6 REDDY TO FLY	8	51.1m	4.8m (1)	3.0m (1)	2:05.66	27.98s	31.35s

Finish Position and metres gained from 800m





Home of PJ Harness Analyser

Want to know how successful PJ Harness Analyser is?

Click here for regular updates

www.pjdata.com.au
 admin@pjdata.com.au
 www.facebook.com/PJHarnessRacing



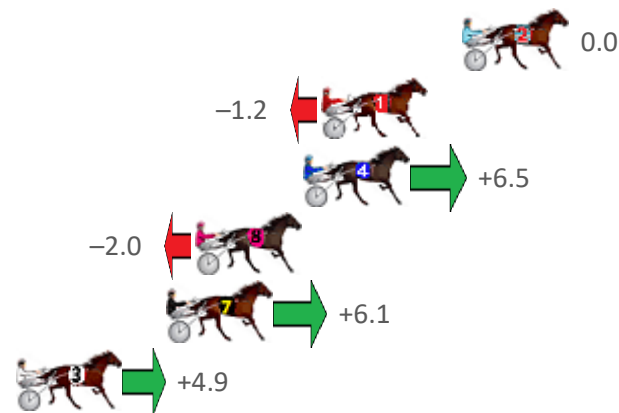
Pinjarra Race 3 Distance 2185m

Monday, 1 August 2022

Gross Time: 2:48.40 MileRate: 2:04.10 LeadTime: 45.90s First Qtr: 31.90s Second Qtr: 30.80s Third Qtr: 30.60s Fourth Qtr: 29.20s

NoHorse	Plc	Mar	800 Posi	400 Posi	Time	3rd Qtr	4th Qtr
2 SHIRLEY	1	0.0m	0.0m (0)	0.0m (0)	2:48.40	30.60s	29.20s
1 PLEASE NOT TONIGH	2	5.6m	4.4m (0)	4.2m (0)	2:48.83	30.59s	29.30s
4 BABYSGOTBLUEEYES	3	6.3m	12.8m (0)	13.0m (0)	2:48.88	30.60s	28.71s
8 CUTTING ROSES	4	10.6m	8.6m (0)	8.6m (0)	2:49.21	30.60s	29.35s
7 PONZI BEACH	5	11.7m	17.8m (0)	20.2m (0)	2:49.30	30.76s	28.58s
3 VERDANSK QUEEN	6	17.7m	22.6m (0)	2.8m (1)	2:49.76	29.15s	30.28s

Finish Position and metres gained from 800m





Home of PJ Harness Analyser
 Want to know how successful PJ Harness Analyser is?
 Click here for regular updates

www.pjdata.com.au
 admin@pjdata.com.au
 www.facebook.com/PJHarnessRacing



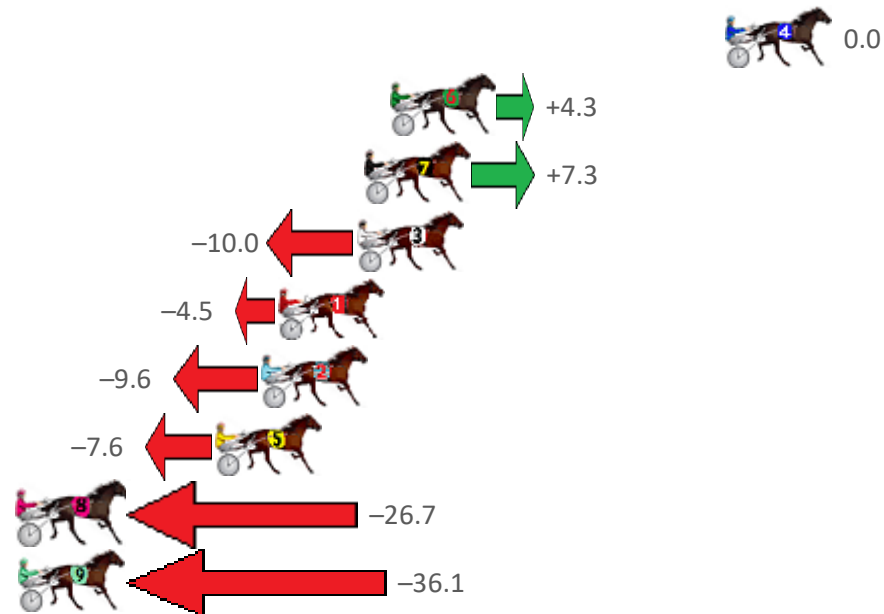
Pinjarra Race 4 Distance 2185m

Monday, 1 August 2022

Gross Time: 2:44.30 MileRate: 2:01.00 LeadTime: 44.30s First Qtr: 31.10s Second Qtr: 30.80s Third Qtr: 28.50s Fourth Qtr: 29.60s

NoHorse	Plc	Mar	800 Posi	400 Posi	Time	3rd Qtr	4th Qtr
4 WILLIAM GEES LEGA	1	0.0m	0.0m (0)	0.0m (0)	2:44.30	28.50s	29.60s
6 RODGER JAMES	2	13.3m	17.6m (1)	6.4m (1)	2:45.33	27.68s	30.11s
7 WHERESTHETOWRO	3	14.3m	21.6m (0)	20.0m (2)	2:45.41	28.39s	29.18s
3 GOTA GOOD WARH	4	14.6m	4.6m (0)	5.8m (0)	2:45.43	28.57s	30.25s
1 NOMORECHEESEPLE	5	17.7m	13.2m (0)	18.6m (1)	2:45.67	28.89s	29.53s
2 LOVE TO FLY	6	18.4m	8.8m (0)	12.8m (0)	2:45.73	28.78s	30.01s
5 THE BANDS PLAYING	7	20.2m	12.6m (1)	15.6m (3)	2:45.87	28.71s	29.94s
8 ENDOFTHEROAD	8	43.9m	17.2m (0)	20.2m (0)	2:47.71	28.68s	31.34s
9 IM DRINKINDOUBLE	9	44.3m	8.2m (1)	15.6m (2)	2:47.74	29.00s	31.71s

Finish Position and metres gained from 800m





Home of PJ Harness Analyser
 Want to know how successful PJ Harness Analyser is?
 Click here for regular updates

www.pjdata.com.au
 admin@pjdata.com.au
 www.facebook.com/PJHarnessRacing



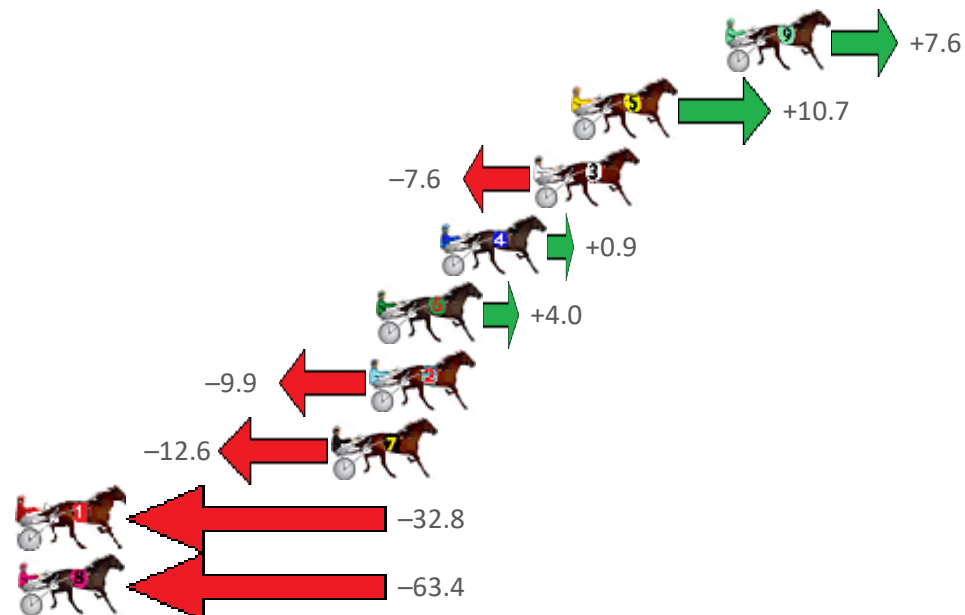
Pinjarra Race 5 Distance 2185m

Monday, 1 August 2022

Gross Time: 2:43.60 MileRate: 2:00.50 LeadTime: 43.70s First Qtr: 31.70s Second Qtr: 30.70s Third Qtr: 28.30s Fourth Qtr: 29.20s

NoHorse	Plc	Mar	800 Posi	400 Posi	Time	3rd Qtr	4th Qtr
9 ALCIPPES DELIGHT	1	0.0m	7.6m (1)	6.6m (2)	2:43.60	28.24s	28.72s
5 MADDY ROCKS	2	6.1m	16.8m (1)	16.8m (2)	2:44.07	28.31s	28.42s
3 ELLI MIRANDO	3	7.6m	0.0m (0)	0.0m (0)	2:44.18	28.29s	29.75s
4 OUR GLOWING STAR	4	11.3m	12.2m (1)	12.6m (1)	2:44.47	28.33s	29.11s
6 STAR FOR ME	5	13.8m	17.8m (0)	19.6m (1)	2:44.66	28.44s	28.78s
2 DIAMOND DANCE	6	14.1m	4.2m (0)	5.2m (0)	2:44.68	28.36s	29.85s
7 MISS SASSY	7	15.6m	3.0m (1)	4.4m (1)	2:44.79	28.39s	30.01s
1 FLEET OF FOOT	8	41.2m	8.4m (0)	17.2m (0)	2:46.76	28.90s	30.94s
8 SISTERS	9	76.8m	13.4m (0)	27.0m (0)	2:49.48	29.22s	32.82s

Finish Position and metres gained from 800m





Home of PJ Harness Analyser

Want to know how successful PJ Harness Analyser is?

Click here for regular updates

www.pjdata.com.au
 admin@pjdata.com.au
 www.facebook.com/PJHarnessRacing



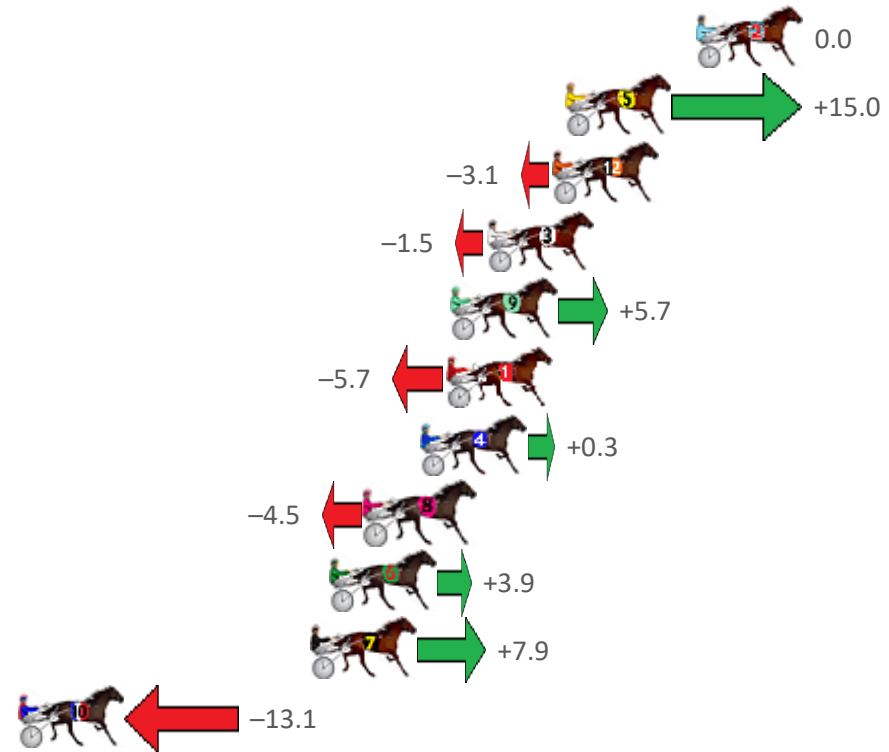
Pinjarra Race 6 Distance 2185m

Monday, 1 August 2022

Gross Time: 2:43.30 MileRate: 2:00.30 LeadTime: 44.90s First Qtr: 31.00s Second Qtr: 30.60s Third Qtr: 28.40s Fourth Qtr: 28.40s

NoHorse	Plc	Mar	800 Posi	400 Posi	Time	3rd Qtr	4th Qtr
2 CHEER THE MAJOR	1	0.0m	0.0m (0)	0.0m (0)	2:43.30	28.40s	28.40s
5 SUNSHINE SWIFT	2	5.2m	20.2m (1)	8.8m (3)	2:43.69	27.60s	28.15s
12 ROCKSTAR REBEL	3	5.7m	2.6m (1)	0.0m (1)	2:43.73	28.22s	28.80s
3 FOLLOW THE DRAGO	4	8.3m	6.8m (1)	5.2m (1)	2:43.92	28.29s	28.62s
9 ALLWOOD WIZARD	5	9.7m	15.4m (1)	13.2m (1)	2:44.02	28.24s	28.15s
1 MILITARY STAR	6	9.9m	4.2m (0)	5.2m (0)	2:44.04	28.47s	28.73s
4 SEACHANGE	7	10.9m	11.2m (1)	8.8m (2)	2:44.11	28.23s	28.55s
8 ARMAROCKSTAR	8	13.1m	8.6m (0)	9.6m (0)	2:44.28	28.47s	28.65s
6 FIREPLAY	9	14.5m	18.4m (0)	18.2m (1)	2:44.38	28.39s	28.14s
7 ROCKIN JETSTAR	10	15.3m	23.2m (0)	15.6m (2)	2:44.44	27.86s	28.38s
10 ROAD CLOSURE	11	26.9m	13.8m (0)	15.0m (0)	2:45.31	28.48s	29.24s

Finish Position and metres gained from 800m





Home of PJ Harness Analyser

Want to know how successful PJ Harness Analyser is?

Click here for regular updates

www.pjdata.com.au
 admin@pjdata.com.au
 www.facebook.com/PJHarnessRacing

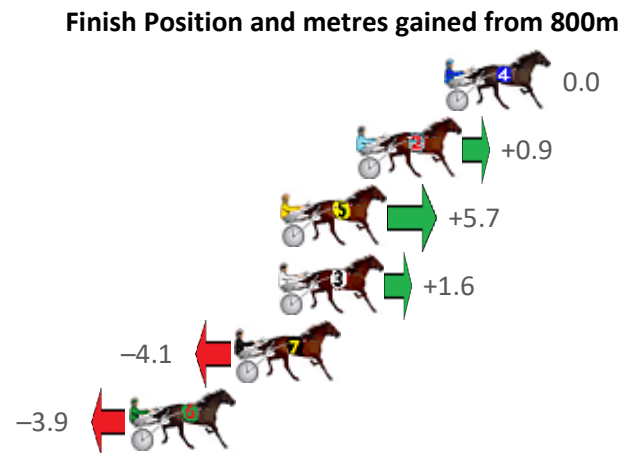


Pinjarra Race 7 Distance 2185m

Monday, 1 August 2022

Gross Time: 2:45.80 MileRate: 2:02.10 LeadTime: 45.80s First Qtr: 29.00s Second Qtr: 33.50s Third Qtr: 29.60s Fourth Qtr: 27.90s

NoHorse	Plc	Mar	800 Posi	400 Posi	Time	3rd Qtr	4th Qtr
4 FLOEWITER	1	0.0m	0.0m (0)	0.0m (0)	2:45.80	29.60s	27.90s
2 LONGREACH BAY	2	3.5m	4.4m (0)	4.6m (0)	2:46.06	29.61s	27.82s
5 LITTLE BITOF FUN	3	6.5m	12.2m (0)	6.6m (1)	2:46.28	29.20s	27.89s
3 ICANBOLT	4	6.6m	8.2m (0)	10.4m (2)	2:46.28	29.75s	27.64s
7 TWOANDAHALF TIG	5	8.3m	4.2m (1)	2.4m (1)	2:46.41	29.48s	28.31s
6 GOOD TIMES AHEAD	6	12.5m	8.6m (1)	10.4m (0)	2:46.72	29.73s	28.05s





Home of PJ Harness Analyser

Want to know how successful PJ Harness Analyser is?

Click here for regular updates

www.pjdata.com.au
 admin@pjdata.com.au
 www.facebook.com/PJHarnessRacing



RISE Digital, Harness Racing Australia nor the provider accepts any responsibility for the completeness or accuracy of any of the information contained herein, and makes no representations about its suitability for any particular purpose. Users should make their own judgements about those matters and/or seek independent advice. You assume all risks associated with use of data provided on this page

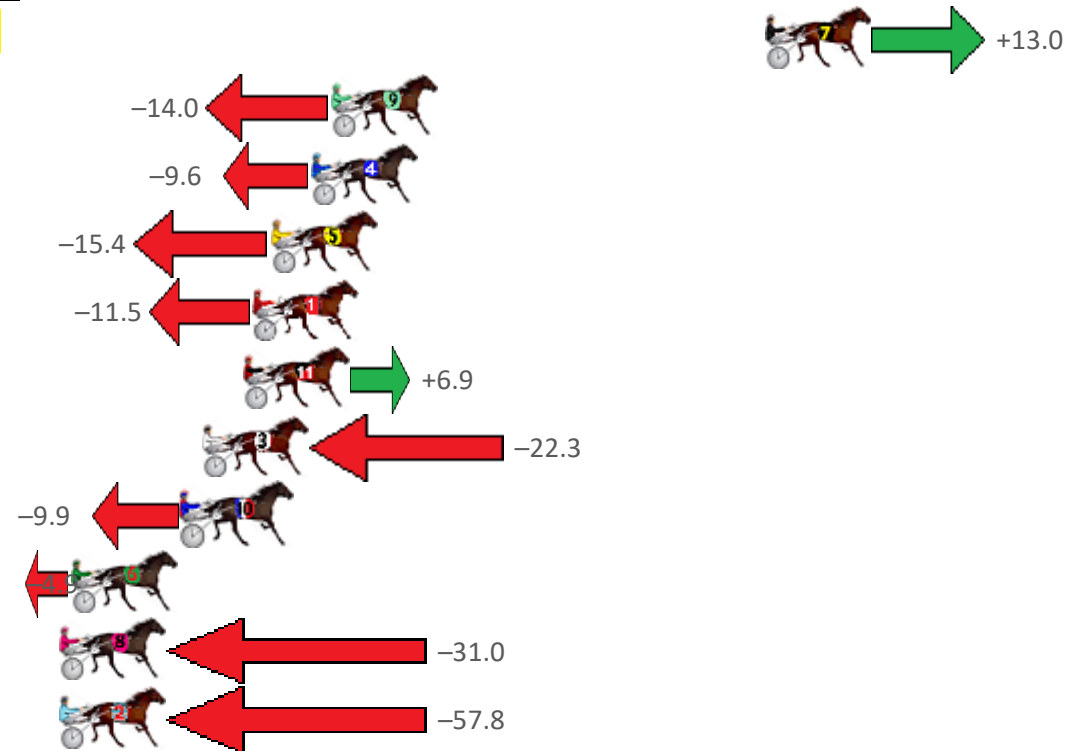
Pinjarra Race 8 Distance 2116m

Monday, 1 August 2022

Gross Time: 2:39.00 MileRate: 2:00.40 LeadTime: 39.00s First Qtr: 30.60s Second Qtr: 30.20s Third Qtr: 29.60s Fourth Qtr: 29.60s

NoHorse	Plc	Mar	800 Posi	400 Posi	Time	3rd Qtr	4th Qtr
7 CALL TO ARMS	1	0.0m	13.0m (0)	13.0m (0)	2:39.00	29.60s	28.64s
9 SIPPINONJACK	2	17.2m	3.2m (1)	1.8m (1)	2:40.33	29.50s	30.73s
4 BATAVIA BLACKHOLE	3	18.0m	8.4m (0)	8.8m (0)	2:40.40	29.63s	30.28s
5 THEWIZARD	4	19.6m	4.2m (0)	4.6m (0)	2:40.52	29.63s	30.70s
1 JILL MACH	5	20.3m	8.8m (1)	6.2m (1)	2:40.57	29.41s	30.64s
11 FLYING MISTER IDEA	6	20.7m	27.6m (0)	21.6m (2)	2:40.61	29.16s	29.53s
3 OVER ARMED	7	22.3m	0.0m (0)	0.0m (0)	2:40.73	29.60s	31.24s
10 SILENT REACTION	8	23.1m	13.2m (1)	10.8m (1)	2:40.79	29.42s	30.51s
6 ARK OF ROCK	9	27.5m	22.6m (0)	17.8m (1)	2:41.13	29.25s	30.31s
8 HOW GOUDA SHE	10	49.4m	18.4m (0)	19.6m (0)	2:42.83	29.69s	31.79s
2 EL JESSIE	11	92.8m	35.0m (0)	60.0m (0)	2:46.20	31.44s	32.01s

Finish Position and metres gained from 800m





Home of PJ Harness Analyser

Want to know how successful PJ Harness Analyser is?

Click here for regular updates

www.pjdata.com.au
 admin@pjdata.com.au
 www.facebook.com/PJHarnessRacing



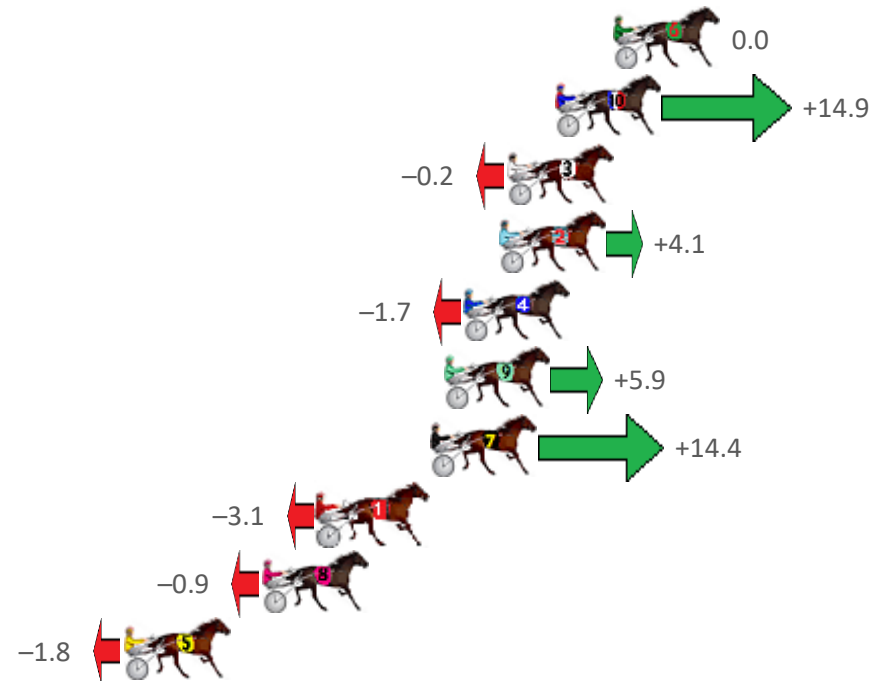
Pinjarra Race 9 Distance 1684m

Monday, 1 August 2022

Gross Time: 2:04.30 MileRate: 1:58.80 LeadTime: 5.60s First Qtr: 28.80s Second Qtr: 31.30s Third Qtr: 29.50s Fourth Qtr: 29.10s

No Horse	Plc	Mar	800 Posi	400 Posi	Time	3rd Qtr	4th Qtr
6 LOUIE LEBEAU	1	0.0m	0.0m (0)	0.0m (0)	2:04.30	29.50s	29.10s
10 VENUS OR MARS	2	2.3m	17.2m (1)	10.8m (2)	2:04.48	29.03s	28.49s
3 ALTAIR STAR	3	4.2m	4.0m (1)	2.2m (1)	2:04.62	29.37s	29.24s
2 THE DUBLIN XPRESS	4	4.5m	8.6m (1)	7.2m (1)	2:04.64	29.40s	28.90s
4 ELLEOFAREACTOR	5	5.9m	4.2m (0)	4.4m (0)	2:04.75	29.52s	29.21s
9 MATA OLE LE AFA	6	6.7m	12.6m (1)	11.4m (1)	2:04.81	29.41s	28.76s
7 EL MANZANA	7	7.2m	21.6m (1)	16.2m (2)	2:04.85	29.10s	28.45s
1 KRIPKE	8	11.7m	8.6m (0)	9.0m (0)	2:05.19	29.53s	29.30s
8 ISSUES	9	13.9m	13.0m (0)	13.6m (0)	2:05.36	29.54s	29.12s
5 DELIGHTABLE	10	19.4m	17.6m (0)	16.2m (1)	2:05.78	29.40s	29.33s

Finish Position and metres gained from 800m





Home of PJ Harness Analyser
 Want to know how successful PJ Harness Analyser is?
 Click here for regular updates

www.pjdata.com.au
 admin@pjdata.com.au
 www.facebook.com/PJHarnessRacing



RISE Digital, Harness Racing Australia nor the provider accepts any responsibility for the completeness or accuracy of any of the information contained herein, and makes no representations about its suitability for any particular purpose. Users should make their own judgements about those matters and/or seek independent advice. You assume all risks associated with use of data provided on this page