

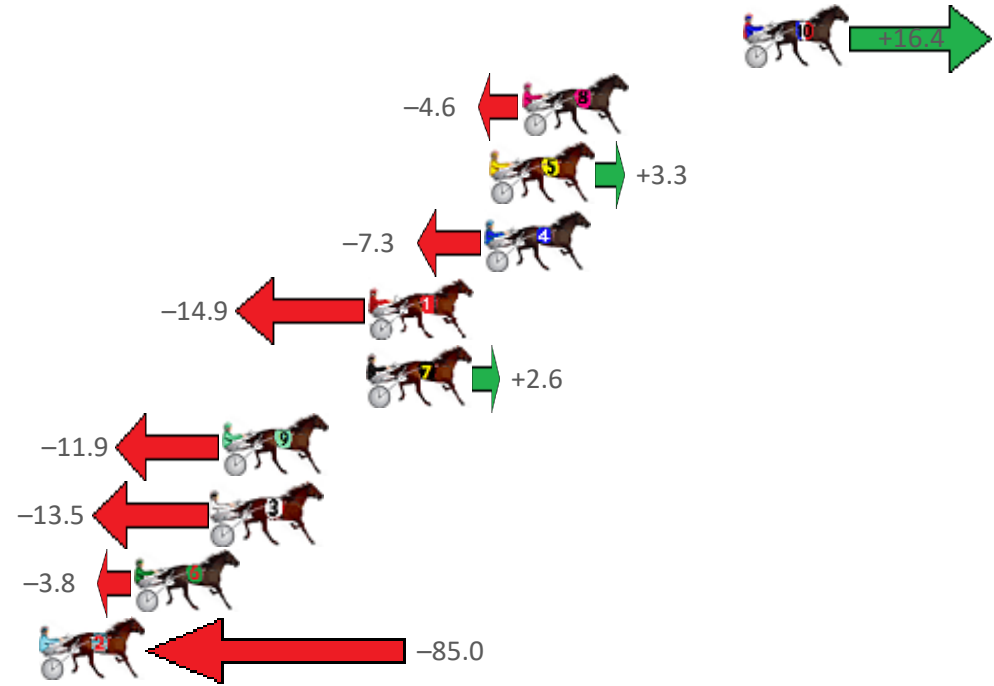
Bunbury Race 1 Distance 2100m

Friday, 9 September 2022

Gross Time: 2:37.20 MileRate: 2:00.50 LeadTime: 36.40s First Qtr: 32.00s Second Qtr: 31.30s Third Qtr: 28.50s Fourth Qtr: 29.00s

No Horse	Plc	Mar	800 Posi	400 Posi	Time	3rd Qtr	4th Qtr
10 SASSY ANNIE	1	0.0m	16.4m (2)	1.0m (2)	2:37.20	27.40s	28.93s
8 ALTAIR STAR	2	8.8m	4.2m (0)	4.4m (0)	2:37.87	28.51s	29.32s
5 DELIGHTABLE	3	10.1m	13.4m (0)	13.4m (1)	2:37.97	28.50s	28.76s
4 MANGO TANGO	4	10.3m	3.0m (1)	1.0m (1)	2:37.98	28.35s	29.67s
1 KILKIVAN	5	14.9m	0.0m (0)	0.0m (0)	2:38.33	28.49s	30.07s
7 MATA OLE LE AFA	6	15.0m	17.6m (0)	19.0m (0)	2:38.34	28.60s	28.71s
9 TIMES TICKIN	7	20.7m	8.8m (0)	9.0m (0)	2:38.78	28.51s	29.84s
3 KRIPKE	8	21.1m	7.6m (1)	5.6m (1)	2:38.81	28.35s	30.12s
6 JADES FORTUNE	9	24.2m	20.4m (1)	18.0m (3)	2:39.04	28.32s	29.45s
2 SUEPERIOR DISCO	10	98.0m	13.0m (1)	16.8m (2)	2:44.66	28.72s	34.85s

Finish Position and metres gained from 800m





Home of PJ Harness Analyser

Want to know how successful PJ Harness Analyser is?
Click here for regular updates

www.pjdata.com.au
 admin@pjdata.com.au
 www.facebook.com/PJHarnessRacing



RISE Digital, Harness Racing Australia nor the provider accepts any responsibility for the completeness or accuracy of any of the information contained herein, and makes no representations about its suitability for any particular purpose. Users should make their own judgements about those matters and/or seek independent advice. You assume all risks associated with use of data provided on this page

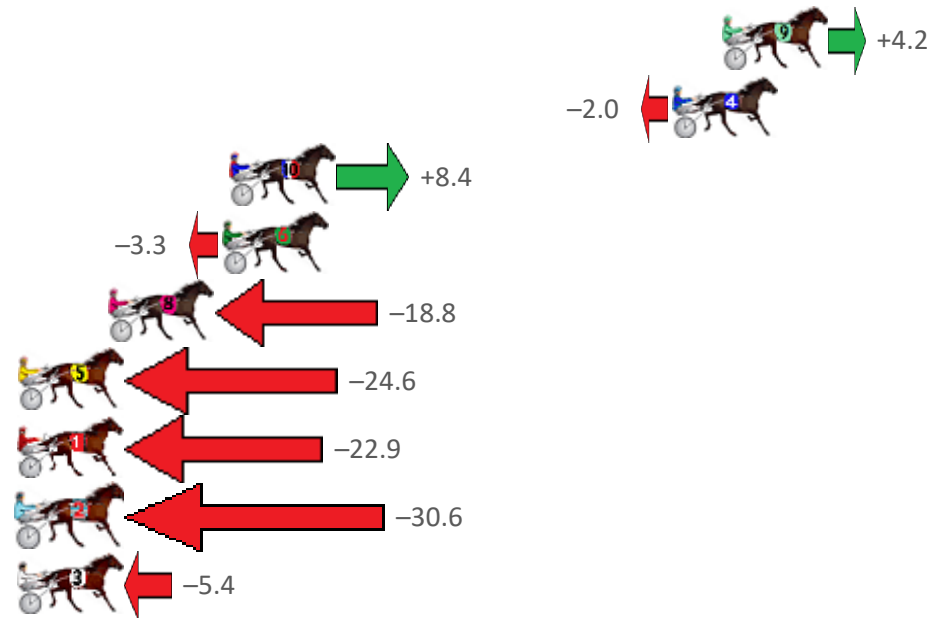
Bunbury Race 2 Distance 1609m

Friday, 9 September 2022

Gross Time: 1:56.50 MileRate: 1:56.50 LeadTime: 0.00s First Qtr: 27.40s Second Qtr: 32.10s Third Qtr: 28.60s Fourth Qtr: 28.50s

No Horse	Plc	Mar	800 Posi	400 Posi	Time	3rd Qtr	4th Qtr
9 STRENGTH AND HO	1	0.0m	4.2m (0)	4.4m (0)	1:56.50	28.61s	28.19s
4 SMOKEYS SHADOW	2	2.0m	0.0m (0)	0.0m (0)	1:56.65	28.60s	28.64s
10 LOVE TO FLY	3	19.6m	28.0m (1)	23.2m (1)	1:57.97	28.26s	28.24s
6 VENUS OR MARS	4	19.9m	16.6m (1)	19.8m (2)	1:57.99	28.83s	28.51s
8 JAMANCO	5	24.4m	5.6m (1)	4.0m (1)	1:58.33	28.49s	29.95s
5 IM RIDDLER	6	35.2m	10.6m (1)	16.6m (1)	1:59.13	29.03s	29.82s
1 DEVILS COURAGE	7	38.1m	15.2m (0)	23.2m (0)	1:59.35	29.17s	29.56s
2 CAPRICORN JOE	8	39.2m	8.6m (0)	16.2m (0)	1:59.43	29.14s	30.13s
3 OUR LOVE AFFAIR	9	40.2m	34.8m (0)	33.0m (0)	1:59.51	28.47s	29.01s

Finish Position and metres gained from 800m





Home of PJ Harness Analyser

Want to know how successful PJ Harness Analyser is?

Click here for regular updates

www.pjdata.com.au
 admin@pjdata.com.au
 www.facebook.com/PJHarnessRacing



RISE Digital, Harness Racing Australia nor the provider accepts any responsibility for the completeness or accuracy of any of the information contained herein, and makes no representations about its suitability for any particular purpose. Users should make their own judgements about those matters and/or seek independent advice. You assume all risks associated with use of data provided on this page

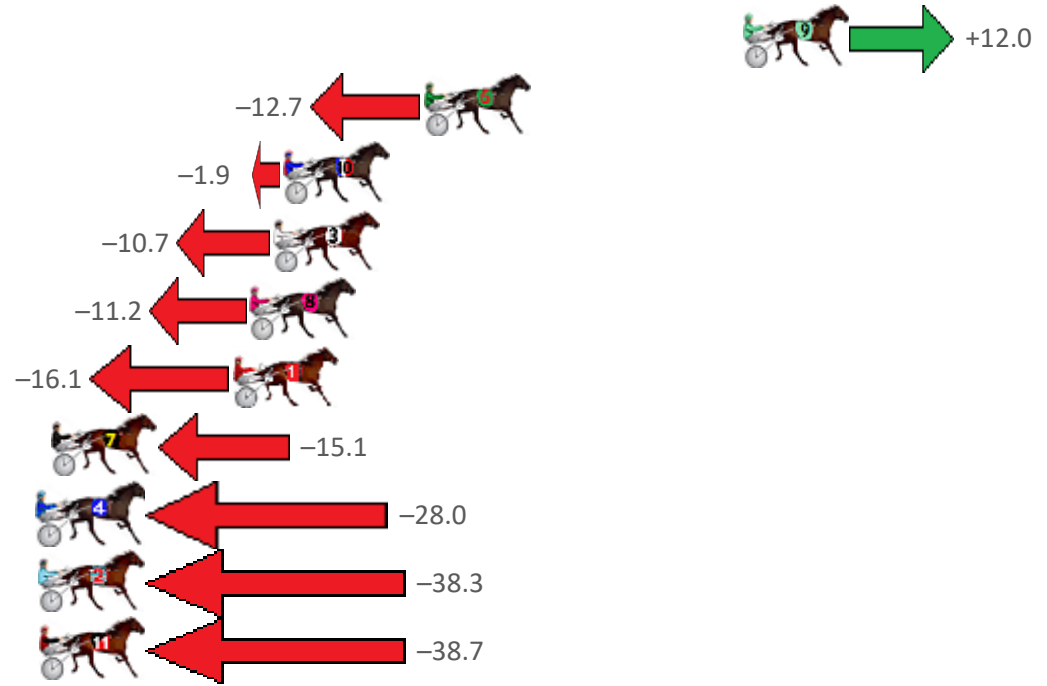
Bunbury Race 3 Distance 2100m

Friday, 9 September 2022

Gross Time: 2:33.70 MileRate: 1:57.80 LeadTime: 35.50s First Qtr: 30.60s Second Qtr: 29.40s Third Qtr: 29.10s Fourth Qtr: 29.10s

No Horse	Plc	Mar	800 Posi	400 Posi	Time	3rd Qtr	4th Qtr
9 RELLIM	1	0.0m	12.0m (1)	12.4m (1)	2:33.70	29.13s	28.20s
6 MISTER RIDGEWELL	2	12.7m	0.0m (0)	0.0m (0)	2:34.67	29.10s	30.02s
10 HES THUNDER	3	18.3m	16.4m (1)	17.2m (1)	2:35.10	29.16s	29.18s
3 HILARIOUS REIGN	4	18.7m	8.0m (1)	8.6m (2)	2:35.13	29.14s	29.83s
8 MOOLAH MAGNET	5	19.6m	8.4m (0)	9.0m (0)	2:35.20	29.14s	29.87s
1 LIL DELIGHT	6	20.3m	4.2m (0)	4.8m (0)	2:35.25	29.14s	30.22s
7 GO WIDGIE	7	27.5m	12.4m (0)	13.6m (0)	2:35.80	29.19s	30.11s
4 HEAVENLY WAGE	8	31.8m	3.8m (1)	5.0m (1)	2:36.13	29.19s	31.04s
2 YANKEEDELIGHT	9	51.3m	13.0m (2)	13.4m (2)	2:37.62	29.13s	31.84s
11 THE MIGHTY WARRI	10	56.3m	17.6m (2)	15.0m (3)	2:38.00	28.91s	32.09s

Finish Position and metres gained from 800m





Home of PJ Harness Analyser

Want to know how successful PJ Harness Analyser is?
[Click here for regular updates](#)

www.pjdata.com.au
 admin@pjdata.com.au
 www.facebook.com/PJHarnessRacing



RISE Digital, Harness Racing Australia nor the provider accepts any responsibility for the completeness or accuracy of any of the information contained herein, and makes no representations about its suitability for any particular purpose. Users should make their own judgements about those matters and/or seek independent advice. You assume all risks associated with use of data provided on this page

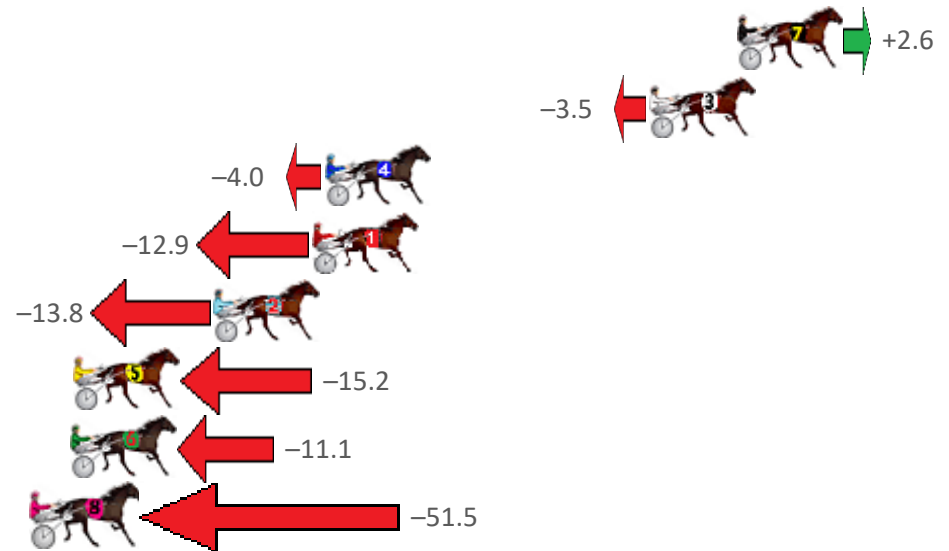
Bunbury Race 4 Distance 2100m

Friday, 9 September 2022

Gross Time: 2:33.40 MileRate: 1:57.50 LeadTime: 36.60s First Qtr: 30.90s Second Qtr: 29.60s Third Qtr: 29.50s Fourth Qtr: 26.80s

No Horse	Plc	Mar	800 Posi	400 Posi	Time	3rd Qtr	4th Qtr
7 THE AMBER HARE	1	0.0m	2.6m (1)	0.6m (1)	2:33.40	29.36s	26.76s
3 ATOMIC FEEL	2	3.5m	0.0m (0)	0.0m (0)	2:33.65	29.51s	27.03s
4 THEYCALL ME STOO	3	16.4m	12.4m (0)	14.6m (0)	2:34.56	29.66s	26.92s
1 COHLIN	4	16.9m	4.0m (0)	4.4m (0)	2:34.59	29.57s	27.63s
2 WHITE LIGHTNING	5	20.8m	7.0m (1)	5.6m (1)	2:34.87	29.45s	27.81s
5 TUMBLIN DICE	6	26.4m	11.2m (1)	10.8m (1)	2:35.26	29.52s	27.84s
6 GOODONYA MATE	7	26.5m	15.4m (1)	15.6m (1)	2:35.27	29.55s	27.53s
8 LIAURIE	8	59.7m	8.2m (0)	10.2m (0)	2:37.62	29.81s	30.10s

Finish Position and metres gained from 800m





Home of PJ Harness Analyser

Want to know how successful PJ Harness Analyser is?

Click here for regular updates

www.pjdata.com.au
 admin@pjdata.com.au
 www.facebook.com/PJHarnessRacing



RISE Digital, Harness Racing Australia nor the provider accepts any responsibility for the completeness or accuracy of any of the information contained herein, and makes no representations about its suitability for any particular purpose. Users should make their own judgements about those matters and/or seek independent advice. You assume all risks associated with use of data provided on this page

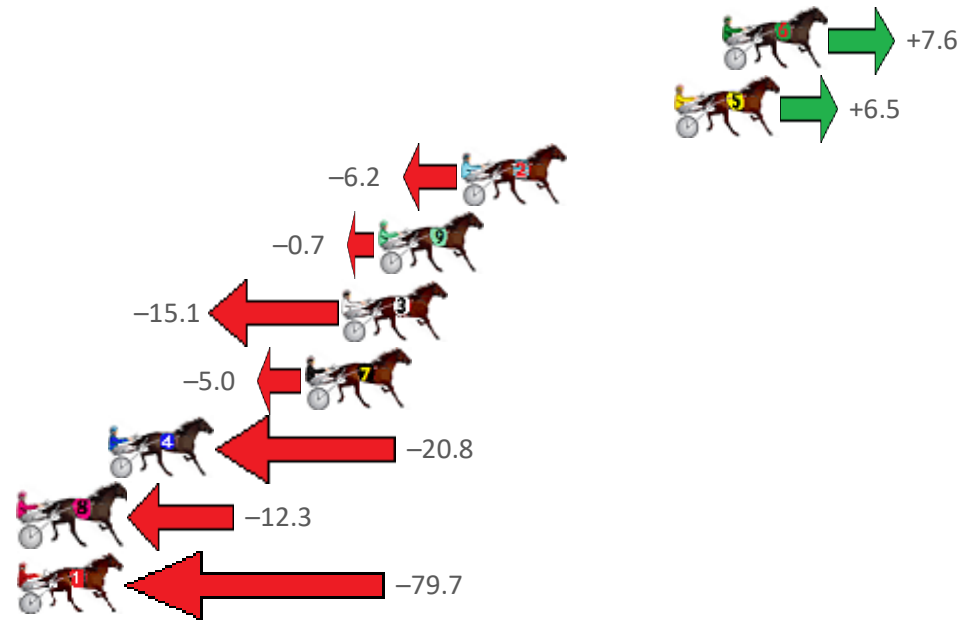
Bunbury Race 5 Distance 2100m

Friday, 9 September 2022

Gross Time: 2:33.40 MileRate: 1:57.50 LeadTime: 34.90s First Qtr: 32.80s Second Qtr: 29.80s Third Qtr: 28.50s Fourth Qtr: 27.40s

No Horse	Plc	Mar	800 Posi	400 Posi	Time	3rd Qtr	4th Qtr
6 ROKORICO	1	0.0m	7.6m (1)	8.8m (2)	2:33.40	28.57s	26.80s
5 UNCONDITIONAL	2	1.9m	8.4m (0)	9.6m (0)	2:33.54	28.57s	26.88s
2 BAYARDO	3	10.4m	4.2m (0)	5.2m (0)	2:34.15	28.58s	27.75s
9 BALTIC ACE	4	13.7m	13.0m (0)	15.0m (0)	2:34.39	28.64s	27.31s
3 ROCKSTAR REBEL	5	15.1m	0.0m (0)	0.0m (0)	2:34.49	28.52s	28.43s
7 IDEAL FLIPFLOP	6	16.6m	11.6m (1)	12.6m (1)	2:34.60	28.57s	27.67s
4 CAPTAINS BEACHBA	7	24.4m	3.6m (1)	5.0m (1)	2:35.16	28.62s	28.72s
8 DESIDERIO	8	27.9m	15.6m (1)	17.8m (1)	2:35.41	28.67s	28.09s
1 SUNNY MACH	9	98.5m	18.8m (0)	35.0m (0)	2:40.50	29.71s	31.73s

Finish Position and metres gained from 800m





Home of PJ Harness Analyser

Want to know how successful PJ Harness Analyser is?

Click here for regular updates

www.pjdata.com.au
 admin@pjdata.com.au
 www.facebook.com/PJHarnessRacing



RISE Digital, Harness Racing Australia nor the provider accepts any responsibility for the completeness or accuracy of any of the information contained herein, and makes no representations about its suitability for any particular purpose. Users should make their own judgements about those matters and/or seek independent advice. You assume all risks associated with use of data provided on this page

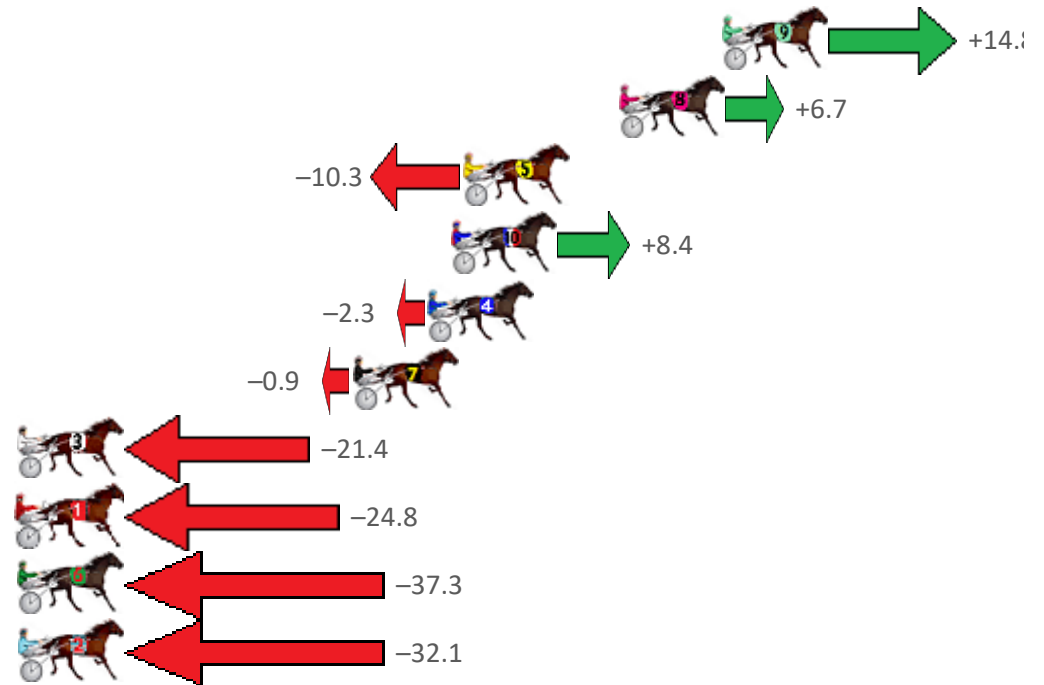
Bunbury Race 6 Distance 2503m

Friday, 9 September 2022

Gross Time: 3:12.50 MileRate: 2:01.30 LeadTime: 74.70s First Qtr: 30.50s Second Qtr: 28.90s Third Qtr: 29.30s Fourth Qtr: 29.10s

No Horse	Plc	Mar	800 Posi	400 Posi	Time	3rd Qtr	4th Qtr
9 SILENT REACTION	1	0.0m	14.8m (1)	12.0m (3)	3:12.50	29.09s	28.23s
8 MEGA MACH	2	4.1m	10.8m (1)	7.2m (3)	3:12.81	29.04s	28.88s
5 EL JESSIE	3	10.3m	0.0m (0)	0.0m (0)	3:13.29	29.30s	29.85s
10 GOLD HORSESHOE	4	10.8m	19.2m (1)	16.6m (3)	3:13.32	29.11s	28.68s
4 BATAVIA BLACKHOLE	5	11.7m	9.4m (0)	9.4m (0)	3:13.39	29.30s	29.27s
7 ARK OF ROCK	6	14.7m	13.8m (0)	10.4m (2)	3:13.62	29.05s	29.41s
3 ROCKIN JETSTAR	7	28.2m	6.8m (1)	4.2m (2)	3:14.65	29.12s	30.84s
1 CAPTAIN DANDI	8	29.8m	5.0m (0)	6.6m (1)	3:14.78	29.42s	30.78s
6 FIREBALL FRIDAY	9	39.7m	2.4m (1)	2.4m (1)	3:15.53	29.31s	31.80s
2 MISTA MANGELS	10	53.1m	21.0m (0)	22.6m (0)	3:16.55	29.42s	31.31s

Finish Position and metres gained from 800m





Home of PJ Harness Analyser

Want to know how successful PJ Harness Analyser is?

[Click here for regular updates](#)

www.pjdata.com.au
 admin@pjdata.com.au
 www.facebook.com/PJHarnessRacing



RISE Digital, Harness Racing Australia nor the provider accepts any responsibility for the completeness or accuracy of any of the information contained herein, and makes no representations about its suitability for any particular purpose. Users should make their own judgements about those matters and/or seek independent advice. You assume all risks associated with use of data provided on this page

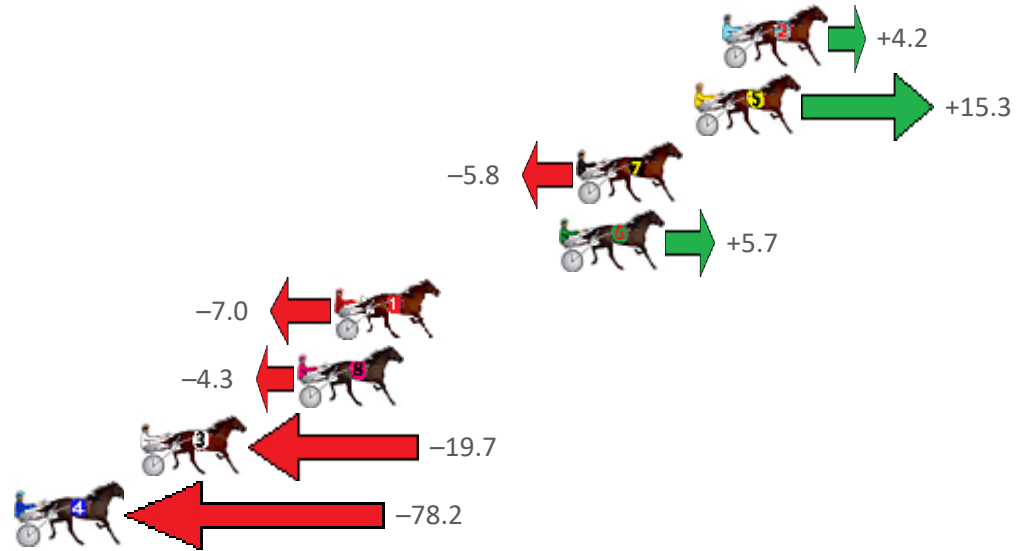
Bunbury Race 7 Distance 2100m

Friday, 9 September 2022

Gross Time: 2:36.30 MileRate: 1:59.80 LeadTime: 35.30s First Qtr: 30.70s Second Qtr: 31.50s Third Qtr: 29.70s Fourth Qtr: 29.10s

No Horse	Plc	Mar	800 Posi	400 Posi	Time	3rd Qtr	4th Qtr
2 ROCKINTHEBOX	1	0.0m	4.2m (0)	4.2m (0)	2:36.30	29.70s	28.80s
5 FIFO	2	1.1m	16.4m (1)	12.4m (2)	2:36.38	29.40s	28.28s
7 ALL AUSSIE MACH	3	5.8m	0.0m (0)	0.0m (0)	2:36.74	29.70s	29.52s
6 OCEAN BEACH	4	6.5m	12.2m (1)	8.4m (2)	2:36.80	29.42s	28.96s
1 LIVE LIFE FAST	5	15.4m	8.4m (0)	8.4m (0)	2:37.48	29.71s	29.61s
8 OVER ARMED	6	16.9m	12.6m (0)	12.6m (0)	2:37.59	29.70s	29.41s
3 ROLL OF HONOUR	7	23.1m	3.4m (1)	2.6m (1)	2:38.06	29.66s	30.58s
4 MAL BOY	8	86.2m	8.0m (1)	11.4m (1)	2:42.88	30.00s	34.51s

Finish Position and metres gained from 800m





Home of PJ Harness Analyser

Want to know how successful PJ Harness Analyser is?
Click here for regular updates

www.pjdata.com.au
 admin@pjdata.com.au
 www.facebook.com/PJHarnessRacing



RISE Digital, Harness Racing Australia nor the provider accepts any responsibility for the completeness or accuracy of any of the information contained herein, and makes no representations about its suitability for any particular purpose. Users should make their own judgements about those matters and/or seek independent advice. You assume all risks associated with use of data provided on this page

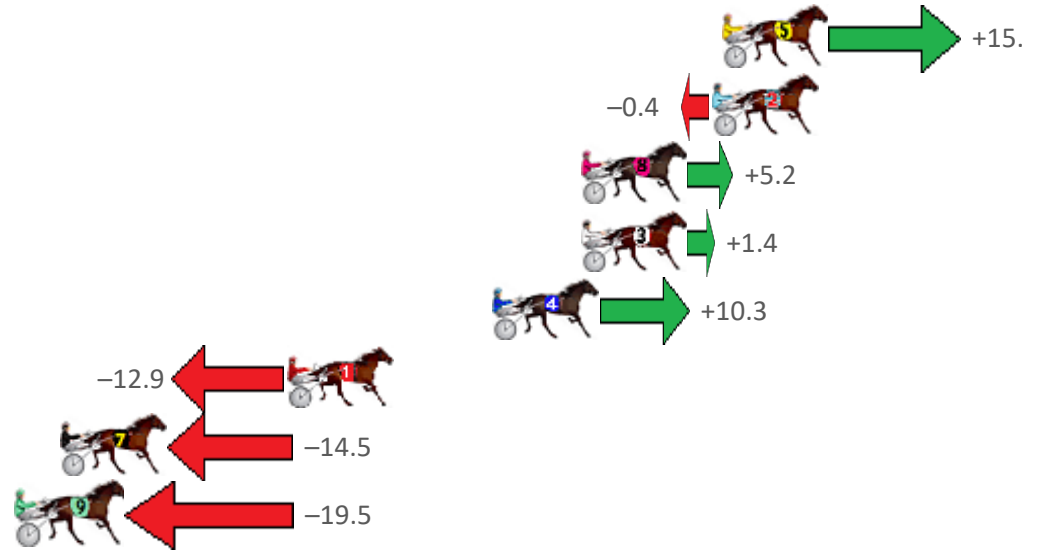
Bunbury Race 8 Distance 2100m

Friday, 9 September 2022

Gross Time: 2:38.30 MileRate: 2:01.30 LeadTime: 38.30s First Qtr: 32.80s Second Qtr: 30.20s Third Qtr: 28.80s Fourth Qtr: 28.20s

No Horse	Plc	Mar	800 Posi	400 Posi	Time	3rd Qtr	4th Qtr
5 MADDY MADDY	1	0.0m	15.2m (1)	12.2m (1)	2:38.30	28.58s	27.34s
2 NOVEL APPROACH	2	0.4m	0.0m (0)	0.0m (0)	2:38.33	28.80s	28.23s
8 DOVE CRY	3	5.6m	10.8m (1)	8.0m (1)	2:38.71	28.60s	28.03s
3 GOODEALEHMADDIE	4	5.6m	7.0m (1)	3.8m (1)	2:38.71	28.57s	28.33s
4 GIRL IN CLOVER	5	9.1m	19.4m (1)	17.8m (1)	2:38.97	28.68s	27.59s
1 OURCARIBBEANCRUI	6	17.3m	4.4m (0)	7.2m (0)	2:39.58	29.01s	28.91s
7 ROCKY AFFAIR	7	26.3m	11.8m (0)	13.6m (0)	2:40.25	28.94s	29.09s
9 ROSCOS RESCUE	8	37.3m	17.8m (2)	25.2m (1)	2:41.06	29.33s	29.05s

Finish Position and metres gained from 800m





Home of PJ Harness Analyser

Want to know how successful PJ Harness Analyser is?
[Click here for regular updates](#)

www.pjdata.com.au
 admin@pjdata.com.au
 www.facebook.com/PJHarnessRacing



RISE Digital, Harness Racing Australia nor the provider accepts any responsibility for the completeness or accuracy of any of the information contained herein, and makes no representations about its suitability for any particular purpose. Users should make their own judgements about those matters and/or seek independent advice. You assume all risks associated with use of data provided on this page