

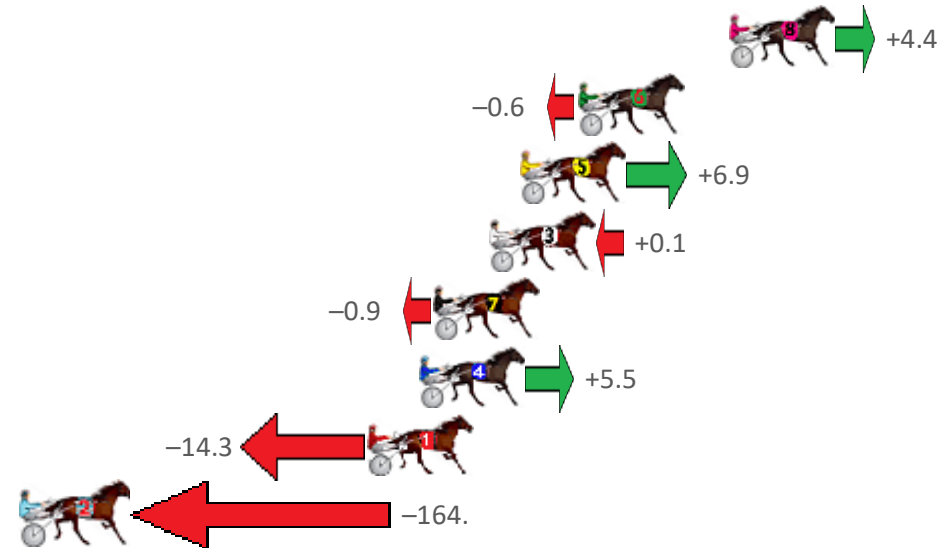
# Bunbury Race 1 Distance 2100m

Wednesday, 21 September 2022

Gross Time: 2:38.10 MileRate: 2:01.10 LeadTime: 36.30s First Qtr: 31.90s Second Qtr: 30.00s Third Qtr: 28.80s Fourth Qtr: 31.10s

NoHorse	Plc	Mar	800 Posi	400 Posi	Time	3rd Qtr	4th Qtr
8 PUREST COPPER	1	0.0m	4.4m (0)	4.2m (0)	2:38.10	28.80s	30.78s
6 MAGNOLIA PEARL	2	6.0m	5.4m (1)	1.0m (1)	2:38.59	28.46s	31.49s
5 LENI ROSE	3	8.3m	15.2m (1)	16.6m (0)	2:38.77	28.93s	30.46s
3 DREAM CONTROL	4	9.5m	9.6m (1)	5.4m (1)	2:38.87	28.48s	31.42s
7 GET THE BOOTH	5	11.7m	10.8m (2)	4.6m (2)	2:39.05	28.32s	31.65s
4 ALEXANDRA THEGRE	6	12.3m	17.8m (2)	9.8m (1)	2:39.10	28.20s	31.29s
1 CHEWYSLOOSECHAN	7	14.3m	0.0m (0)	0.0m (0)	2:39.26	28.76s	32.21s
2 QUEEN OF STARS	8	175.8m	11.2m (0)	32.0m (0)	2:52.40	29.94s	42.22s

Finish Position and metres gained from 800m





**Home of PJ Harness Analyser**

Want to know how successful PJ Harness Analyser is?

Click here for regular updates

[www.pjdata.com.au](http://www.pjdata.com.au)  
 [admin@pjdata.com.au](mailto:admin@pjdata.com.au)  
 [www.facebook.com/PJHarnessRacing](https://www.facebook.com/PJHarnessRacing)



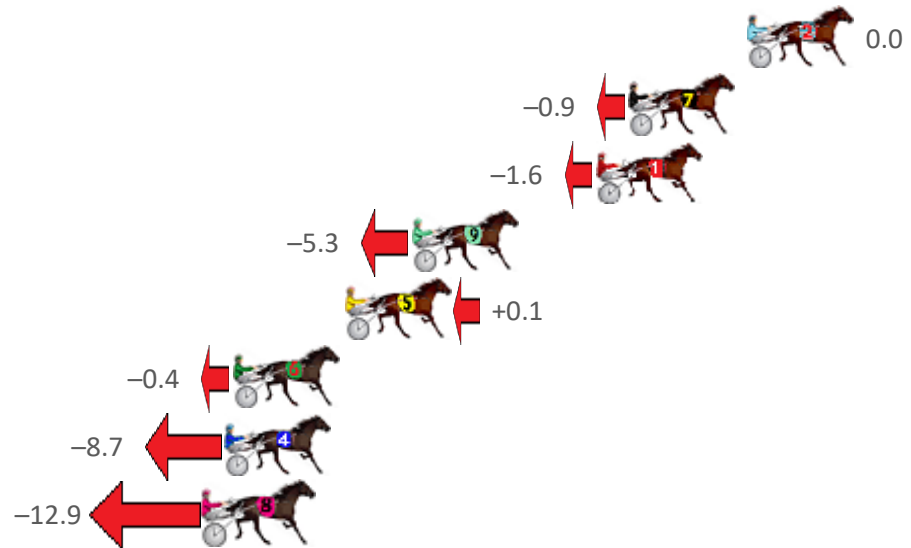
# Bunbury Race 2 Distance 2100m

Wednesday, 21 September 2022

Gross Time: 2:36.70 MileRate: 2:00.10 LeadTime: 38.00s First Qtr: 30.20s Second Qtr: 30.90s Third Qtr: 28.90s Fourth Qtr: 28.70s

NoHorse	Plc	Mar	800 Posi	400 Posi	Time	3rd Qtr	4th Qtr
2 SPORT SPORT SPORT	1	0.0m	0.0m (0)	0.0m (0)	2:36.70	28.90s	28.70s
7 FRANCO WESTERN	2	4.7m	3.8m (1)	6.6m (1)	2:37.05	29.10s	28.56s
1 FIFO	3	6.0m	4.4m (0)	7.2m (0)	2:37.15	29.10s	28.61s
9 ALL AUSSIE MACH	4	13.3m	8.0m (1)	9.6m (2)	2:37.70	29.02s	28.96s
5 SHELLNA	5	15.9m	16.0m (1)	14.4m (2)	2:37.90	28.79s	28.81s
6 SHAKIRA BLUE	6	20.4m	20.0m (1)	15.8m (3)	2:38.24	28.60s	29.03s
4 OCEAN BEACH	7	20.7m	12.0m (1)	11.2m (3)	2:38.26	28.85s	29.38s
8 LIVE LIFE FAST	8	21.5m	8.6m (0)	11.4m (0)	2:38.32	29.10s	29.42s

Finish Position and metres gained from 800m





**Home of PJ Harness Analyser**

Want to know how successful PJ Harness Analyser is?

Click here for regular updates

[www.pjdata.com.au](http://www.pjdata.com.au)  
 [admin@pjdata.com.au](mailto:admin@pjdata.com.au)  
 [www.facebook.com/PJHarnessRacing](https://www.facebook.com/PJHarnessRacing)



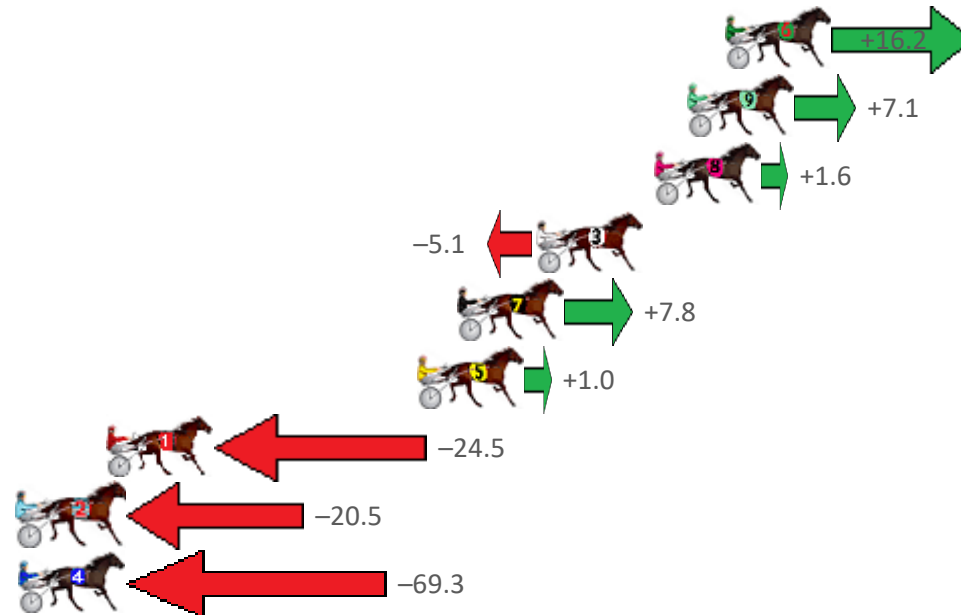
# Bunbury Race 3 Distance 2100m

Wednesday, 21 September 2022

Gross Time: 2:38.70 MileRate: 2:01.60 LeadTime: 37.60s First Qtr: 30.20s Second Qtr: 31.10s Third Qtr: 30.60s Fourth Qtr: 29.20s

NoHorse	Plc	Mar	800 Posi	400 Posi	Time	3rd Qtr	4th Qtr
6 RIP JACKSON	1	0.0m	16.2m (1)	12.4m (1)	2:38.70	30.30s	28.30s
9 RODGER JAMES	2	1.5m	8.6m (0)	8.4m (1)	2:38.81	30.57s	28.70s
8 BETTOR BE ARTFUL	3	2.8m	4.4m (0)	4.2m (1)	2:38.91	30.58s	29.10s
3 OUR LOVE AFFAIR	4	7.5m	2.4m (1)	0.0m (1)	2:39.27	30.43s	29.74s
7 ENDLESS POSSIBILITY	5	10.6m	18.4m (0)	15.0m (0)	2:39.51	30.34s	28.88s
5 HES THUNDER	6	12.2m	13.2m (0)	7.4m (0)	2:39.63	30.18s	29.55s
1 LIL DELIGHT	7	24.5m	0.0m (0)	0.0m (0)	2:40.58	30.64s	30.98s
2 MISTA MANGELS	8	32.7m	12.2m (1)	12.8m (2)	2:41.20	30.68s	30.64s
4 NOMORECHEESEPLE	9	75.9m	6.6m (1)	6.4m (2)	2:44.51	30.71s	34.25s

Finish Position and metres gained from 800m





### Home of PJ Harness Analyser

Want to know how successful PJ Harness Analyser is?  
[Click here for regular updates](#)



[www.pjdata.com.au](http://www.pjdata.com.au)   
 [admin@pjdata.com.au](mailto:admin@pjdata.com.au)   
 [www.facebook.com/PJHarnessRacing](https://www.facebook.com/PJHarnessRacing)


# Bunbury Race 4 Distance 2100m

Wednesday, 21 September 2022

Gross Time: 2:38.40 MileRate: 2:01.40 LeadTime: 37.60s First Qtr: 32.50s Second Qtr: 31.20s Third Qtr: 28.30s Fourth Qtr: 28.80s

NoHorse	Plc	Mar	800 Posi	400 Posi	Time	3rd Qtr	4th Qtr
3 HEAVENLY WAGE	1	0.0m	0.0m (0)	0.0m (0)	2:38.40	28.30s	28.80s
8 ZAC YOUR NOBODY	2	3.0m	13.8m (0)	14.4m (0)	2:38.63	28.35s	27.98s
9 DOVE CRY	3	4.1m	7.2m (1)	8.0m (2)	2:38.71	28.36s	28.52s
11 NOVEL APPROACH	4	14.4m	18.0m (0)	19.2m (0)	2:39.49	28.39s	28.46s
4 STAR GLANCE	5	15.0m	3.0m (1)	4.6m (1)	2:39.53	28.41s	29.54s
2 JAMANCO	6	15.1m	4.2m (0)	4.6m (0)	2:39.54	28.32s	29.55s
1 ADORE ME SOME M	7	17.6m	9.0m (0)	9.4m (0)	2:39.73	28.32s	29.39s
6 AY MILTON	8	20.6m	25.4m (0)	21.2m (1)	2:39.96	28.00s	28.76s
7 DANCE STEPS	9	21.4m	20.6m (1)	9.8m (3)	2:40.02	27.53s	29.63s
10 TIMES TICKIN	10	21.6m	11.4m (1)	13.0m (1)	2:40.03	28.41s	29.42s
5 ZIGGEY	11	26.6m	15.8m (1)	16.2m (2)	2:40.41	28.32s	29.54s

Finish Position and metres gained from 800m





### Home of PJ Harness Analyser

Want to know how successful PJ Harness Analyser is?  
[Click here for regular updates](#)



[www.pjdata.com.au](http://www.pjdata.com.au)   
 [admin@pjdata.com.au](mailto:admin@pjdata.com.au)   
 [www.facebook.com/PJHarnessRacing](https://www.facebook.com/PJHarnessRacing)

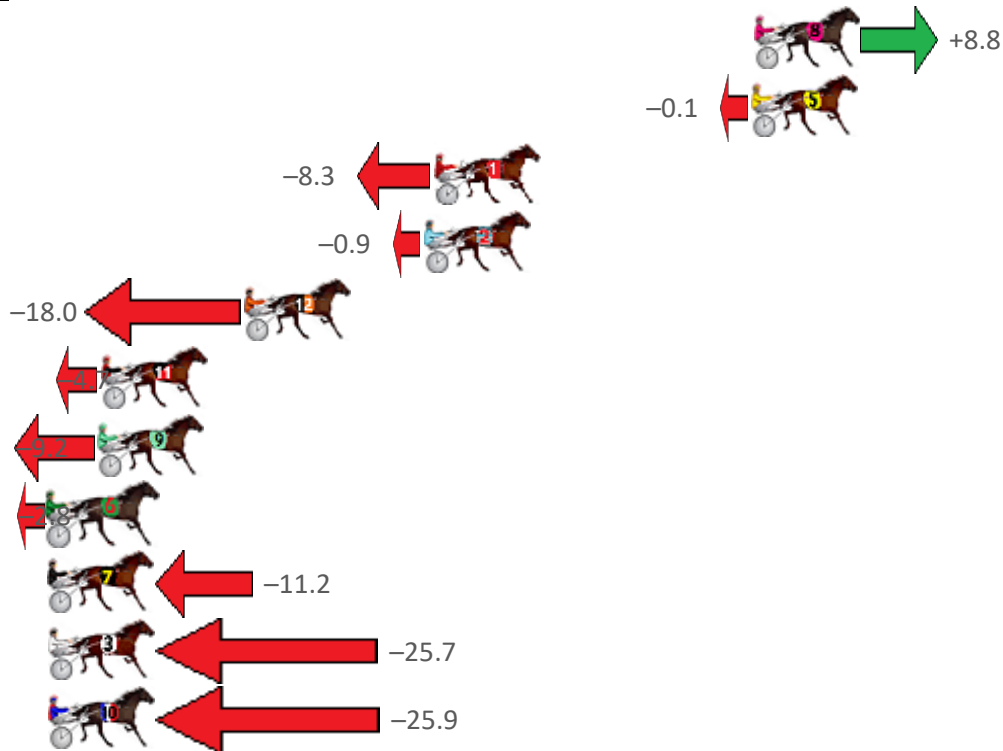
# Bunbury Race 5 Distance 2100m

Wednesday, 21 September 2022

Gross Time: 2:34.60 MileRate: 1:58.50 LeadTime: 38.30s First Qtr: 30.50s Second Qtr: 29.30s Third Qtr: 28.00s Fourth Qtr: 28.50s

NoHorse	Plc	Mar	800 Posi	400 Posi	Time	3rd Qtr	4th Qtr
8 LADY JADORE	1	0.0m	8.8m (0)	7.4m (1)	2:34.60	27.91s	27.98s
5 ROCKSTAR REBEL	2	0.1m	0.0m (0)	0.0m (0)	2:34.61	28.00s	28.51s
1 BETTOR MY DREAMZ	3	12.7m	4.4m (0)	5.4m (0)	2:35.55	28.07s	29.02s
2 CAPTURED DELIGHT	4	13.1m	12.2m (1)	12.4m (1)	2:35.58	28.01s	28.55s
12 MAKE IT HAPPEN	5	20.2m	2.2m (1)	2.8m (1)	2:36.11	28.03s	29.73s
11 TRIPLE BRIE	6	25.9m	21.2m (1)	22.2m (1)	2:36.54	28.07s	28.76s
9 ANOTHER SNAG	7	26.0m	16.8m (1)	17.4m (1)	2:36.55	28.04s	29.11s
6 JUST FOR LOVE	8	28.8m	26.0m (1)	27.2m (0)	2:36.76	28.08s	28.61s
7 BAYARDO	9	28.8m	17.6m (0)	18.4m (0)	2:36.76	28.05s	29.24s
3 SAMEPLACE SAMETI	10	33.7m	8.0m (1)	17.0m (2)	2:37.12	28.62s	29.68s
10 IDEAL FLIPFLOP	11	38.9m	13.0m (0)	14.2m (0)	2:37.51	28.07s	30.25s

Finish Position and metres gained from 800m



Home of PJ Harness Analyser

Want to know how successful PJ Harness Analyser is?  
Click here for regular updates

[www.pjdata.com.au](http://www.pjdata.com.au) [admin@pjdata.com.au](mailto:admin@pjdata.com.au) [www.facebook.com/PJHarnessRacing](https://www.facebook.com/PJHarnessRacing)



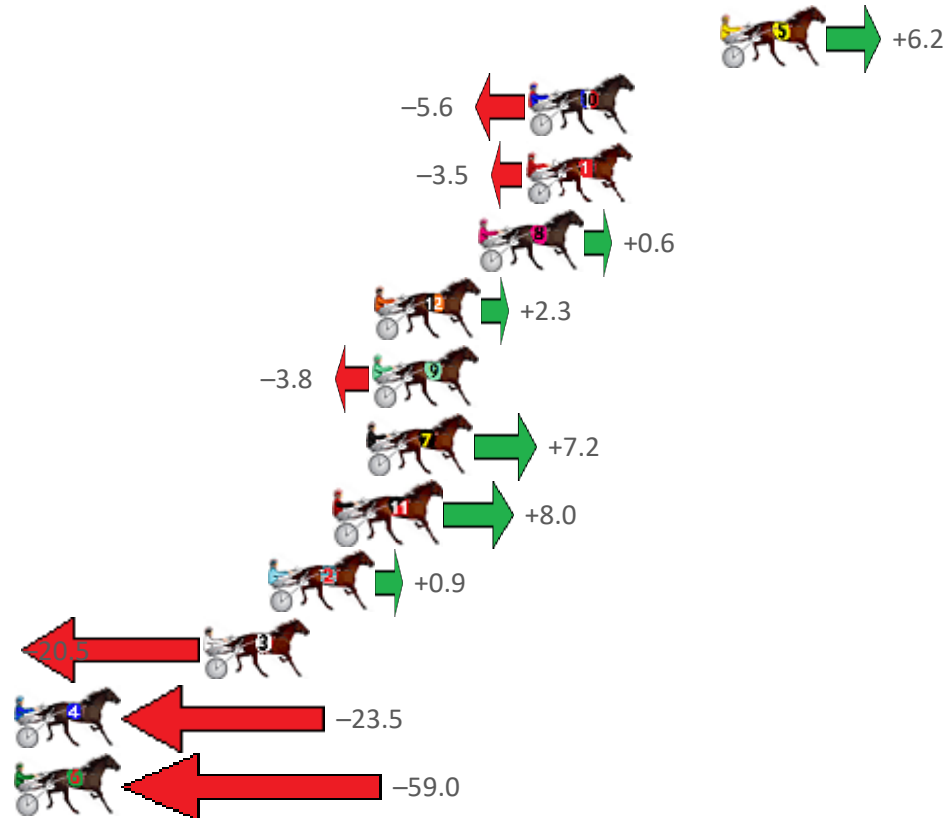
# Bunbury Race 6 Distance 2100m

Wednesday, 21 September 2022

Gross Time: 2:33.40 MileRate: 1:57.60 LeadTime: 36.10s First Qtr: 31.40s Second Qtr: 29.90s Third Qtr: 28.00s Fourth Qtr: 28.00s

NoHorse	Plc	Mar	800 Posi	400 Posi	Time	3rd Qtr	4th Qtr
5 MACHS BETTOR	1	0.0m	6.2m (1)	4.2m (1)	2:33.40	27.86s	27.71s
10 ARMA XFACTOR	2	7.6m	2.0m (1)	0.0m (1)	2:33.96	27.86s	28.53s
1 HOPPYS WAY	3	7.7m	4.2m (0)	4.4m (0)	2:33.97	28.01s	28.23s
8 RAMBO RABBIT	4	9.6m	10.2m (1)	9.0m (1)	2:34.11	27.92s	28.04s
12 RELIM	5	13.7m	16.0m (0)	15.2m (0)	2:34.41	27.94s	27.90s
9 BEEN SCOOTIN	6	13.8m	10.0m (0)	10.0m (0)	2:34.42	28.00s	28.26s
7 SMOKEYS SHADOW	7	14.0m	21.2m (0)	19.4m (1)	2:34.43	27.87s	27.62s
11 MAUNGATAHI	8	15.2m	23.2m (1)	14.6m (2)	2:34.52	27.40s	28.04s
2 WHOS THE DAD	9	17.9m	18.8m (1)	14.6m (1)	2:34.72	27.71s	28.23s
3 ROCK ON TOP	10	20.5m	0.0m (0)	0.2m (0)	2:34.91	28.01s	29.41s
4 DELIGHTABLE	11	49.1m	25.6m (0)	30.4m (0)	2:37.01	28.33s	29.30s
6 FLOEWITER	12	73.2m	14.2m (1)	10.2m (2)	2:38.79	27.72s	32.39s

Finish Position and metres gained from 800m





**Home of PJ Harness Analyser**  
 Want to know how successful PJ Harness Analyser is?  
 Click here for regular updates

[www.pjdata.com.au](http://www.pjdata.com.au)   
 [admin@pjdata.com.au](mailto:admin@pjdata.com.au)   
 [www.facebook.com/PJHarnessRacing](https://www.facebook.com/PJHarnessRacing)




# Bunbury Race 7 Distance 2100m

Wednesday, 21 September 2022

Gross Time: 2:36.10 MileRate: 1:59.60 LeadTime: 36.00s First Qtr: 32.40s Second Qtr: 29.70s Third Qtr: 28.90s Fourth Qtr: 29.10s

NoHorse	Plc	Mar	800 Posi	400 Posi	Time	3rd Qtr	4th Qtr
5 UNDER THE ALTA	1	0.0m	0.0m (0)	0.0m (0)	2:36.10	28.90s	29.10s
1 WILLIAM GEES LEGA	2	0.4m	4.4m (0)	4.4m (0)	2:36.13	28.90s	28.81s
6 ATOMIC FEEL	3	4.8m	5.0m (1)	3.0m (1)	2:36.47	28.76s	29.23s
3 ROLL OF HONOUR	4	5.6m	12.6m (0)	12.6m (0)	2:36.53	28.90s	28.59s
7 MEGA MACH	5	7.6m	13.2m (1)	12.2m (1)	2:36.68	28.83s	28.77s
4 THEYCALL ME STOO	6	10.0m	8.4m (0)	8.6m (0)	2:36.86	28.91s	29.20s
9 GOODONYA MATE	7	10.2m	9.0m (1)	7.8m (1)	2:36.88	28.81s	29.27s
8 MIDDLE OF THE ROA	8	18.7m	16.8m (0)	17.8m (0)	2:37.53	28.97s	29.17s

Finish Position and metres gained from 800m





**Home of PJ Harness Analyser**  
 Want to know how successful PJ Harness Analyser is?  
 Click here for regular updates

[www.pjdata.com.au](http://www.pjdata.com.au)  
 [admin@pjdata.com.au](mailto:admin@pjdata.com.au)  
 [www.facebook.com/PJHarnessRacing](https://www.facebook.com/PJHarnessRacing)

