

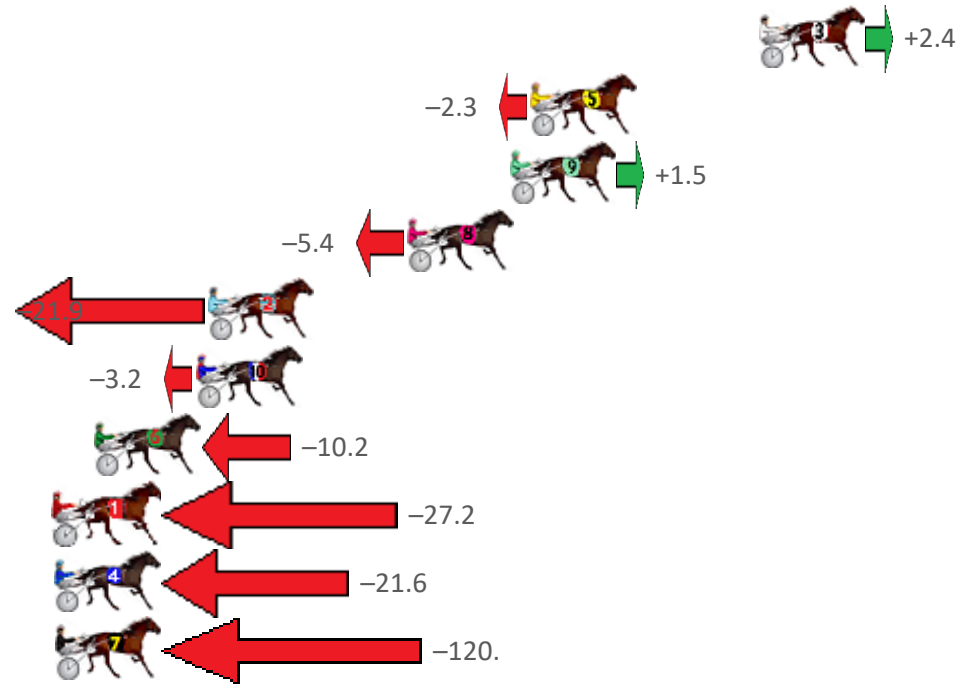
# Central Wheatbelt Race 1 Distance 1730m

Sunday, 11 September 2022

Gross Time: 2:09.90 MileRate: 2:00.90 LeadTime: 8.60s First Qtr: 31.30s Second Qtr: 31.00s Third Qtr: 31.20s Fourth Qtr: 27.80s

No Horse	Plc	Mar	800 Posi	400 Posi	Time	3rd Qtr	4th Qtr
3 QUIGGLEY	1	0.0m	2.4m (1)	0.0m (1)	2:09.90	31.02s	27.80s
5 ELLUCIFER	2	9.1m	6.8m (1)	4.8m (1)	2:10.57	31.07s	28.10s
9 WANDERING GIRL	3	9.9m	11.4m (1)	1.4m (2)	2:10.62	30.50s	28.39s
8 ON GOLDEN ROAD	4	14.0m	8.6m (0)	14.4m (0)	2:10.92	31.62s	27.77s
2 THAT GLOWING LOO	5	21.9m	0.0m (0)	1.2m (0)	2:11.50	31.38s	29.23s
10 BARTLETT	6	22.4m	19.2m (0)	19.2m (0)	2:11.54	31.21s	28.02s
6 YOUR GRACE	7	26.4m	16.2m (1)	7.0m (2)	2:11.83	30.61s	29.14s
1 LUCY HELEN	8	31.4m	4.2m (0)	8.4m (0)	2:12.20	31.61s	29.39s
4 A DUKE TO BE	9	44.0m	22.4m (1)	23.6m (1)	2:13.12	31.37s	29.21s
7 TRUE ARISTOCRAT	10	135.1m	14.6m (0)	10.8m (1)	2:19.78	31.45s	36.39s

Finish Position and metres gained from 800m





### Home of PJ Harness Analyser

Want to know how successful PJ Harness Analyser is?  
[Click here for regular updates](#)

[www.pjdata.com.au](http://www.pjdata.com.au)   
 [admin@pjdata.com.au](mailto:admin@pjdata.com.au)   
 [www.facebook.com/PJHarnessRacing](https://www.facebook.com/PJHarnessRacing)



RISE Digital, Harness Racing Australia nor the provider accepts any responsibility for the completeness or accuracy of any of the information contained herein, and makes no representations about its suitability for any particular purpose. Users should make their own judgements about those matters and/or seek independent advice. You assume all risks associated with use of data provided on this page


# Central Wheatbelt Race 2 Distance 2130m

Sunday, 11 September 2022

Gross Time: 2:40.80 MileRate: 2:01.50 LeadTime: 38.30s First Qtr: 31.80s Second Qtr: 29.10s Third Qtr: 31.40s Fourth Qtr: 30.20s

No Horse	Plc	Mar	800 Posi	400 Posi	Time	3rd Qtr	4th Qtr
8 STEPPING WOLF	1	0.0m	9.2m (1)	0.0m (1)	2:40.80	30.70s	30.20s
5 HOT CINDER	2	16.0m	18.6m (1)	16.0m (2)	2:42.07	31.20s	30.20s
6 ALTA EGO	3	18.3m	13.6m (1)	10.8m (2)	2:42.25	31.20s	30.76s
3 FIRST AIRBORNE	4	18.9m	0.0m (0)	0.6m (0)	2:42.29	31.47s	31.57s
2 GOLDEN MOVE	5	51.4m	4.4m (0)	9.6m (0)	2:44.86	31.86s	33.34s
1 MOON DAISY	6	55.5m	9.6m (0)	14.8m (0)	2:45.19	31.86s	33.26s
4 BARDAN KID	7	94.0m	4.8m (1)	13.6m (1)	2:48.23	32.19s	36.24s
7 FIRST REUNION	8	120.5m	18.0m (0)	27.6m (0)	2:50.33	32.27s	37.17s

Finish Position and metres gained from 800m





**Home of PJ Harness Analyser**

**Want to know how successful PJ Harness Analyser is?**

**Click here for regular updates**

[www.pjdata.com.au](http://www.pjdata.com.au)   
 [admin@pjdata.com.au](mailto:admin@pjdata.com.au)   
 [www.facebook.com/PJHarnessRacing](https://www.facebook.com/PJHarnessRacing)



RISE Digital, Harness Racing Australia nor the provider accepts any responsibility for the completeness or accuracy of any of the information contained herein, and makes no representations about its suitability for any particular purpose. Users should make their own judgements about those matters and/or seek independent advice. You assume all risks associated with use of data provided on this page

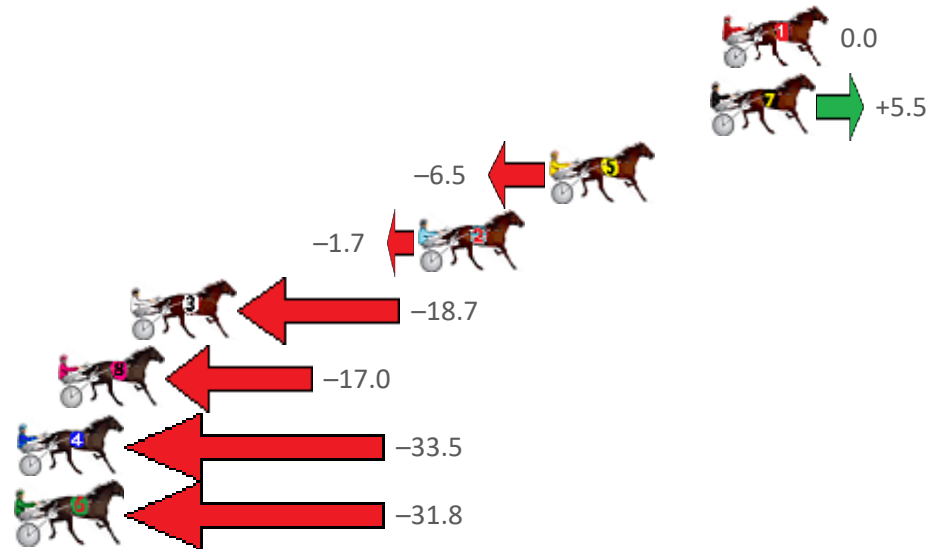
# Central Wheatbelt Race 3 Distance 1730m

Sunday, 11 September 2022

Gross Time: 2:07.20 MileRate: 1:58.40 LeadTime: 7.90s First Qtr: 30.20s Second Qtr: 30.00s Third Qtr: 30.70s Fourth Qtr: 28.40s

No Horse	Plc	Mar	800 Posi	400 Posi	Time	3rd Qtr	4th Qtr
1 HILO LOUISA	1	0.0m	0.0m (0)	0.0m (0)	2:07.20	30.70s	28.40s
7 EXTRAORDINARY MA	2	0.5m	6.0m (0)	5.0m (0)	2:07.24	30.61s	28.08s
5 CHEESE AND BICCYS	3	6.9m	0.4m (1)	0.6m (1)	2:07.71	30.73s	28.84s
2 MUMMAS LITTLE ST	4	12.1m	10.4m (0)	9.8m (0)	2:08.10	30.66s	28.56s
3 BATAVIA DREAMER	5	23.5m	4.8m (1)	6.2m (1)	2:08.95	30.85s	29.62s
8 GALACTIC LIONESSE	6	26.4m	9.4m (1)	12.6m (1)	2:09.17	30.97s	29.37s
4 BATAVIA JANE	7	50.9m	17.4m (0)	16.0m (0)	2:11.00	30.70s	30.86s
6 SANFORD LORETTA	8	54.4m	22.6m (0)	28.0m (0)	2:11.26	31.17s	30.26s

Finish Position and metres gained from 800m





**Home of PJ Harness Analyser**

**Want to know how successful PJ Harness Analyser is?**

**Click here for regular updates**

[www.pjdata.com.au](http://www.pjdata.com.au)  
 [admin@pjdata.com.au](mailto:admin@pjdata.com.au)  
 [www.facebook.com/PJHarnessRacing](https://www.facebook.com/PJHarnessRacing)



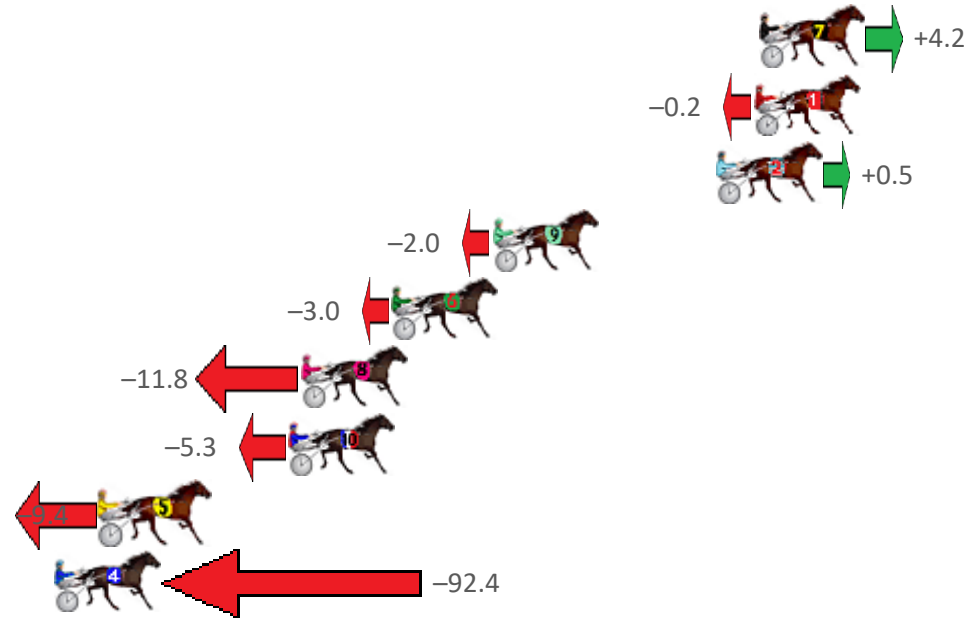
# Central Wheatbelt Race 4 Distance 2130m

Sunday, 11 September 2022

Gross Time: 2:41.50 MileRate: 2:02.00 LeadTime: 39.40s First Qtr: 32.50s Second Qtr: 30.00s Third Qtr: 30.80s Fourth Qtr: 28.80s

No Horse	Plc	Mar	800 Posi	400 Posi	Time	3rd Qtr	4th Qtr
7 CYBER STORM	1	0.0m	4.2m (0)	4.6m (0)	2:41.50	30.82s	28.47s
1 BETTOR LOOK	2	0.2m	0.0m (0)	0.0m (0)	2:41.52	30.80s	28.81s
2 SAVE THIS DANCE	3	1.7m	2.2m (1)	2.4m (1)	2:41.63	30.81s	28.75s
9 VELVET SHADOW	4	10.6m	8.6m (0)	9.4m (0)	2:42.30	30.86s	28.89s
6 CHASING COOPER	5	14.6m	11.6m (1)	7.0m (2)	2:42.60	30.48s	29.34s
8 AY MILTON	6	18.2m	6.4m (1)	7.6m (1)	2:42.88	30.92s	29.56s
10 WHOZ THIS	7	18.7m	13.4m (0)	14.8m (0)	2:42.91	30.91s	29.08s
5 DUNAMIS	8	26.2m	16.8m (1)	18.6m (1)	2:43.48	30.95s	29.34s
4 OBSERVATION	9	122.4m	30.0m (0)	75.0m (0)	2:50.75	34.25s	32.19s

Finish Position and metres gained from 800m





**Home of PJ Harness Analyser**

Want to know how successful PJ Harness Analyser is?  
[Click here for regular updates](#)

[www.pjdata.com.au](http://www.pjdata.com.au)   
 [admin@pjdata.com.au](mailto:admin@pjdata.com.au)   
 [www.facebook.com/PJHarnessRacing](https://www.facebook.com/PJHarnessRacing)



RISE Digital, Harness Racing Australia nor the provider accepts any responsibility for the completeness or accuracy of any of the information contained herein, and makes no representations about its suitability for any particular purpose. Users should make their own judgements about those matters and/or seek independent advice. You assume all risks associated with use of data provided on this page

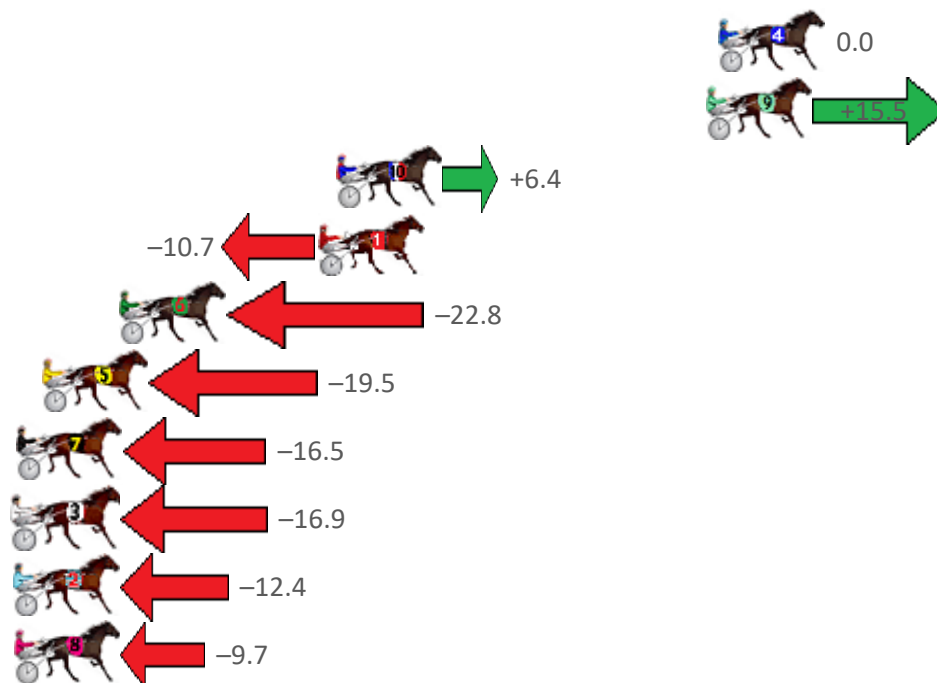
# Central Wheatbelt Race 5 Distance 1730m

Sunday, 11 September 2022

Gross Time: 2:06.90 MileRate: 1:58.00 LeadTime: 9.00s First Qtr: 30.80s Second Qtr: 28.90s Third Qtr: 30.00s Fourth Qtr: 28.20s

No Horse	Plc	Mar	800 Posi	400 Posi	Time	3rd Qtr	4th Qtr
4 CAMEOS DELIGHT	1	0.0m	0.0m (0)	0.0m (0)	2:06.90	30.00s	28.20s
9 STAR FOR ME	2	0.5m	16.0m (0)	11.4m (2)	2:06.94	29.64s	27.44s
10 BATAVIA STREAMLIN	3	15.2m	21.6m (0)	15.8m (0)	2:08.03	29.58s	28.16s
1 HEZA BEAUTY	4	15.9m	5.2m (0)	4.4m (0)	2:08.08	29.97s	29.01s
6 BURGHELEY SHARD	5	23.8m	1.0m (1)	1.4m (1)	2:08.66	30.08s	29.77s
5 MARY JOE	6	26.9m	7.4m (1)	7.0m (1)	2:08.89	30.02s	29.60s
7 STAR OF THE BAY	7	27.9m	11.4m (0)	9.0m (0)	2:08.97	29.87s	29.52s
3 BATAVIA PLAYBOY	8	30.1m	13.2m (1)	16.6m (1)	2:09.13	30.28s	29.15s
2 SANFORD HARRY	9	30.6m	18.2m (1)	20.6m (0)	2:09.17	30.20s	28.90s
8 I WORK OUT	10	32.9m	23.2m (1)	19.2m (2)	2:09.34	29.74s	29.16s

Finish Position and metres gained from 800m





**Home of PJ Harness Analyser**  
**Want to know how successful PJ Harness Analyser is?**  
**Click here for regular updates**

[www.pjdata.com.au](http://www.pjdata.com.au)   
 [admin@pjdata.com.au](mailto:admin@pjdata.com.au)   
 [www.facebook.com/PJHarnessRacing](https://www.facebook.com/PJHarnessRacing)



RISE Digital, Harness Racing Australia nor the provider accepts any responsibility for the completeness or accuracy of any of the information contained herein, and makes no representations about its suitability for any particular purpose. Users should make their own judgements about those matters and/or seek independent advice. You assume all risks associated with use of data provided on this page

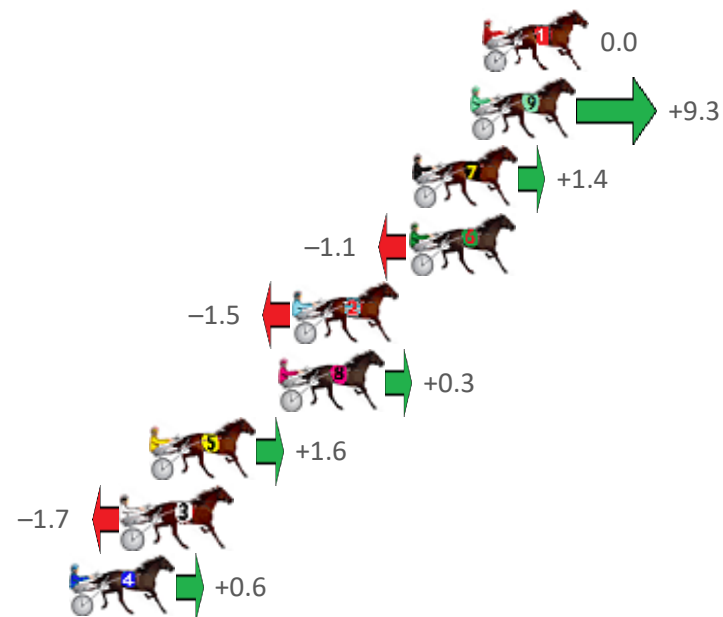
# Central Wheatbelt Race 6 Distance 2130m

Sunday, 11 September 2022

Gross Time: 2:42.60 MileRate: 2:02.80 LeadTime: 38.90s First Qtr: 34.00s Second Qtr: 32.70s Third Qtr: 30.50s Fourth Qtr: 26.50s

No Horse	Plc	Mar	800 Posi	400 Posi	Time	3rd Qtr	4th Qtr
1 ALCIPPES DELIGHT	1	0.0m	0.0m (0)	0.0m (0)	2:42.60	30.50s	26.50s
9 TUX AND TAILS	2	0.5m	9.8m (2)	1.6m (2)	2:42.63	29.91s	26.43s
7 PER ARDUA AD ASTR	3	2.8m	4.2m (0)	4.4m (0)	2:42.80	30.51s	26.39s
6 ONESMARTFELLA	4	2.9m	1.8m (1)	0.4m (1)	2:42.80	30.41s	26.66s
2 TIGER ROYAL	5	7.5m	6.0m (1)	4.8m (1)	2:43.12	30.43s	26.68s
8 SIMPLY SHAZ	6	8.1m	8.4m (0)	8.8m (0)	2:43.17	30.52s	26.45s
5 MISTA EDITORIAL	7	13.2m	14.8m (1)	6.4m (2)	2:43.52	29.94s	26.95s
3 HIGHLY FLAMMABLE	8	14.3m	12.6m (0)	13.6m (0)	2:43.60	30.57s	26.55s
4 GORDON	9	16.4m	17.0m (0)	9.0m (1)	2:43.75	29.97s	26.99s

Finish Position and metres gained from 800m





**Home of PJ Harness Analyser**  
 Want to know how successful PJ Harness Analyser is?  
 Click here for regular updates

[www.pjdata.com.au](http://www.pjdata.com.au)   
 [admin@pjdata.com.au](mailto:admin@pjdata.com.au)   
 [www.facebook.com/PJHarnessRacing](https://www.facebook.com/PJHarnessRacing)



RISE Digital, Harness Racing Australia nor the provider accepts any responsibility for the completeness or accuracy of any of the information contained herein, and makes no representations about its suitability for any particular purpose. Users should make their own judgements about those matters and/or seek independent advice. You assume all risks associated with use of data provided on this page

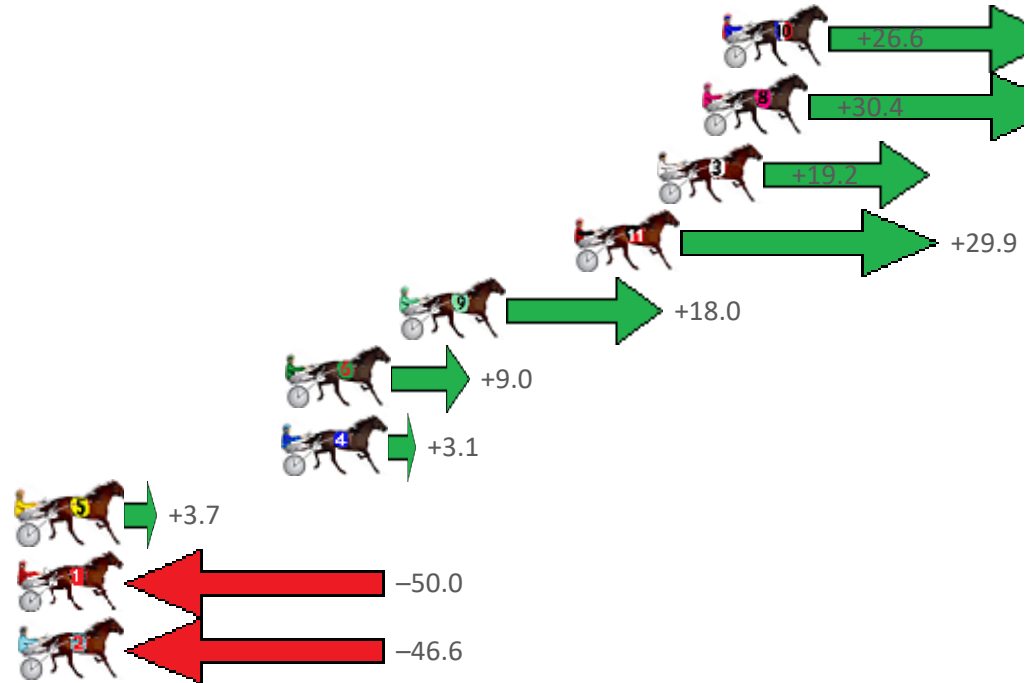
# Central Wheatbelt Race 7 Distance 2100m

Sunday, 11 September 2022

Gross Time: 2:39.80 MileRate: 2:00.20 LeadTime: 37.40s First Qtr: 31.10s Second Qtr: 29.60s Third Qtr: 32.50s Fourth Qtr: 29.20s

No Horse	Plc	Mar	800 Posi	400 Posi	Time	3rd Qtr	4th Qtr
10 BREWERY LANE	1	0.0m	26.6m (0)	5.6m (1)	2:39.80	30.87s	28.79s
8 CRACKA TINNY	2	0.8m	31.2m (1)	0.0m (4)	2:39.86	30.11s	29.26s
3 LETS ROCK TONIGHT	3	2.6m	21.8m (0)	1.0m (1)	2:40.00	30.91s	29.32s
11 CROCODILE KID	4	5.9m	35.8m (1)	5.6m (4)	2:40.25	30.19s	29.22s
9 SOHO CASH	5	12.8m	30.8m (0)	9.6m (2)	2:40.78	30.89s	29.43s
6 CELEBRITY CHEF	6	17.4m	26.4m (1)	3.0m (3)	2:41.13	30.76s	30.25s
4 SWEETDREAM TRUN	7	17.5m	20.6m (1)	5.4m (2)	2:41.14	31.38s	30.08s
5 SHES A HARLEEQUIN	8	45.3m	49.0m (0)	40.0m (0)	2:43.27	31.83s	29.58s
1 MYBROTHERSKEEPE	9	50.0m	0.0m (0)	1.8m (0)	2:43.63	32.84s	32.70s
2 GLADYS GUGMAN	10	116.6m	70.0m (0)	90.0m (0)	2:48.73	34.14s	31.13s

Finish Position and metres gained from 800m





**Home of PJ Harness Analyser**  
 Want to know how successful PJ Harness Analyser is?  
 Click here for regular updates

[www.pjdata.com.au](http://www.pjdata.com.au)   
 [admin@pjdata.com.au](mailto:admin@pjdata.com.au)   
 [www.facebook.com/PJHarnessRacing](https://www.facebook.com/PJHarnessRacing)



RISE Digital, Harness Racing Australia nor the provider accepts any responsibility for the completeness or accuracy of any of the information contained herein, and makes no representations about its suitability for any particular purpose. Users should make their own judgements about those matters and/or seek independent advice. You assume all risks associated with use of data provided on this page

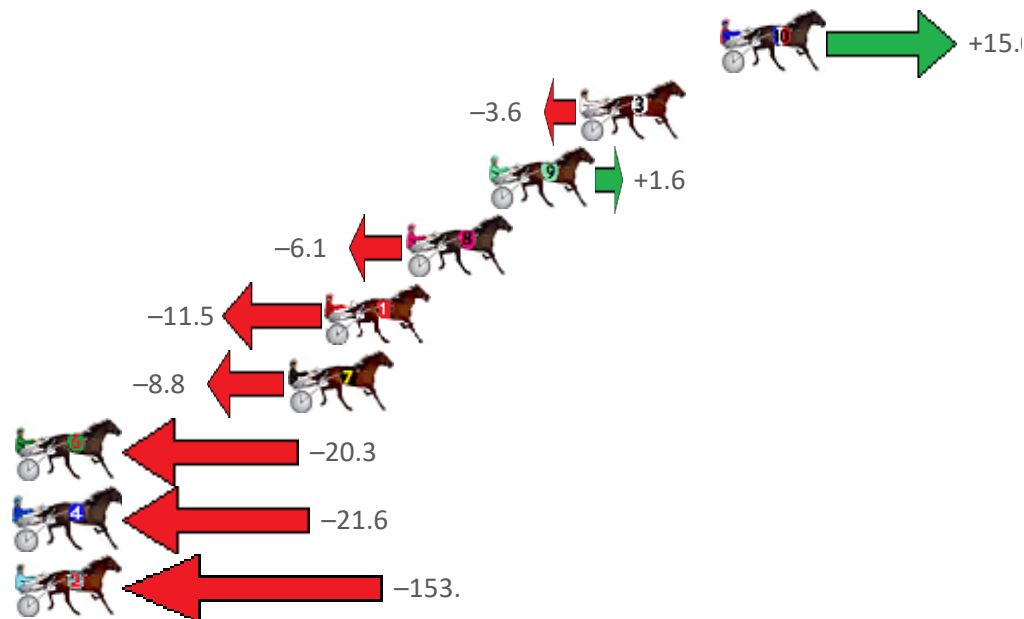
# Central Wheatbelt Race 8 Distance 2130m

Sunday, 11 September 2022

Gross Time: 2:42.10 MileRate: 2:02.40 LeadTime: 40.00s First Qtr: 31.40s Second Qtr: 30.90s Third Qtr: 30.20s Fourth Qtr: 29.60s

No Horse	Plc	Mar	800 Posi	400 Posi	Time	3rd Qtr	4th Qtr
10 BAZZA MAC	1	0.0m	15.0m (1)	0.2m (1)	2:42.10	29.10s	29.59s
3 ADDA PARIS	2	5.6m	2.0m (1)	0.0m (0)	2:42.53	30.06s	30.01s
9 HOW GOUDA SHE	3	9.2m	10.8m (1)	15.8m (1)	2:42.81	30.57s	29.11s
8 SECOND AMENDME	4	12.5m	6.4m (1)	13.6m (0)	2:43.07	30.73s	29.52s
1 SPORTS CENTRAL	5	15.7m	4.2m (0)	20.4m (0)	2:43.32	31.40s	29.25s
7 FOLLOW THE GOLD	6	17.2m	8.4m (0)	27.2m (0)	2:43.43	31.59s	28.86s
6 SANFORD TILLY	7	32.9m	12.6m (0)	23.2m (1)	2:44.65	31.00s	30.31s
4 FIGHT SONG	8	38.6m	17.0m (0)	24.6m (2)	2:45.09	30.78s	30.63s
2 SEBASTIENS LAD	9	153.5m	0.0m (0)	42.0m (0)	2:54.01	33.41s	37.80s

Finish Position and metres gained from 800m





**Home of PJ Harness Analyser**

Want to know how successful PJ Harness Analyser is?  
Click here for regular updates

[www.pjdata.com.au](http://www.pjdata.com.au)   
 [admin@pjdata.com.au](mailto:admin@pjdata.com.au)   
 [www.facebook.com/PJHarnessRacing](https://www.facebook.com/PJHarnessRacing)



RISE Digital, Harness Racing Australia nor the provider accepts any responsibility for the completeness or accuracy of any of the information contained herein, and makes no representations about its suitability for any particular purpose. Users should make their own judgements about those matters and/or seek independent advice. You assume all risks associated with use of data provided on this page