

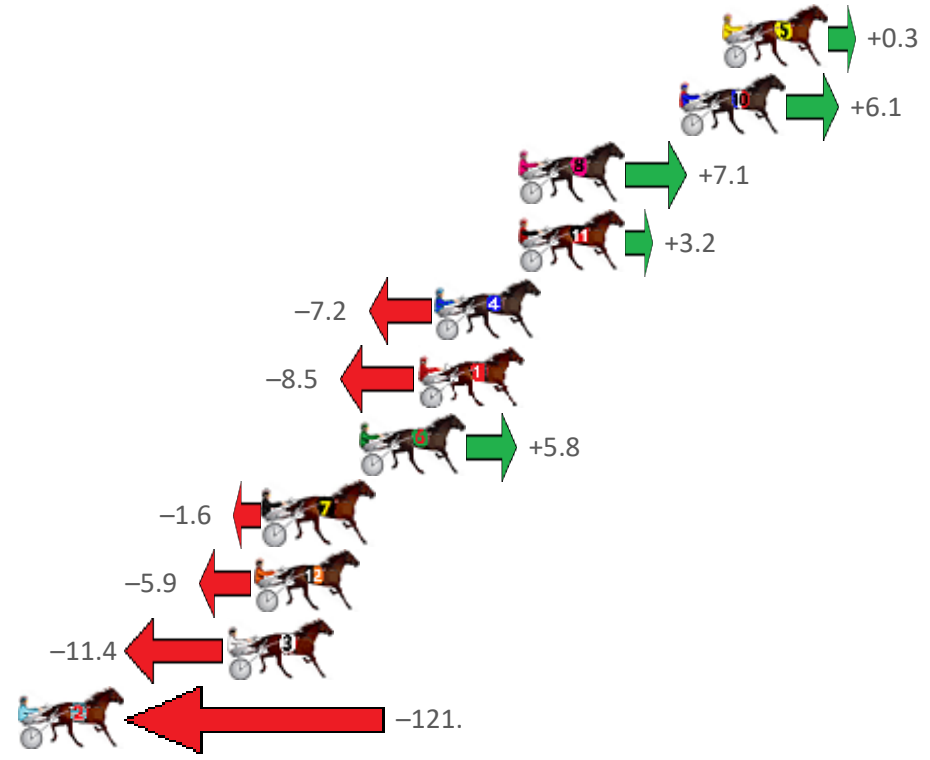
Gloucester Park Race 1 Distance 1730m

Friday, 2 September 2022

Gross Time: 2:02.40 MileRate: 1:53.90 LeadTime: 7.60s First Qtr: 28.20s Second Qtr: 29.10s Third Qtr: 29.30s Fourth Qtr: 28.20s

No Horse	Plc	Mar	800 Posi	400 Posi	Time	3rd Qtr	4th Qtr
5 TENZING BROMAC	1	0.0m	0.3m (1)	0.0m (0)	2:02.40	29.28s	28.20s
10 RASCAL	2	1.7m	7.8m (0)	2.8m (1)	2:02.53	28.94s	28.12s
8 JOEY JAMES	3	8.1m	15.2m (0)	15.4m (0)	2:03.00	29.30s	27.70s
11 ILLAWONG MUSTAN	4	8.1m	11.3m (0)	11.3m (2)	2:03.00	29.28s	28.00s
4 HENRIK LARSSON	5	11.4m	4.2m (1)	4.5m (0)	2:03.24	29.32s	28.72s
1 IM SPIDERMAN	6	12.1m	3.6m (0)	7.9m (1)	2:03.30	29.60s	28.53s
6 ADDA SOMETHING	7	14.4m	20.2m (0)	18.2m (1)	2:03.47	29.14s	27.97s
7 TIGER ROYAL	8	18.2m	16.6m (1)	13.2m (3)	2:03.75	29.05s	28.60s
12 ZAZU	9	18.6m	12.7m (1)	9.6m (3)	2:03.78	29.07s	28.89s
3 LA SULEIMAN	10	19.7m	8.3m (1)	3.1m (2)	2:03.86	28.92s	29.44s
2 OUR SHELLEY BEACH	11	121.1m	0.0m (0)	23.8m (0)	2:11.37	31.00s	35.47s

Finish Position and metres gained from 800m



Home of PJ Harness Analyser

Want to know how successful PJ Harness Analyser is?

Click here for regular updates

www.pjdata.com.au
 admin@pjdata.com.au
 www.facebook.com/PJHarnessRacing

RISE Digital, Harness Racing Australia nor the provider accepts any responsibility for the completeness or accuracy of any of the information contained herein, and makes no representations about its suitability for any particular purpose. Users should make their own judgements about those matters and/or seek independent advice. You assume all risks associated with use of data provided on this page


Gloucester Park Race 2 Distance 2536m

Friday, 2 September 2022

Gross Time: 3:05.00 MileRate: 1:57.40 LeadTime: 68.70s First Qtr: 30.60s Second Qtr: 28.40s Third Qtr: 28.40s Fourth Qtr: 28.90s

No Horse	Plc	Mar	800 Posi	400 Posi	Time	3rd Qtr	4th Qtr
4 MIRRAGON	1	0.0m	0.0m (0)	0.0m (0)	3:05.00	28.40s	28.90s
10 DOC HOLLIDAY	2	0.5m	7.9m (0)	3.4m (2)	3:05.04	28.08s	28.69s
1 SHADOW ROLL	3	2.3m	4.0m (0)	2.6m (1)	3:05.17	28.30s	28.89s
2 MAJOR MUCHA	4	14.4m	7.1m (1)	9.3m (0)	3:06.09	28.56s	29.33s
6 RUPERT OF LINCOLN	5	16.6m	12.8m (2)	14.4m (2)	3:06.26	28.52s	29.14s
8 DEEORSE	6	24.3m	21.0m (0)	22.2m (0)	3:06.84	28.50s	29.16s
11 BILLY MACK	7	27.8m	12.5m (0)	14.1m (0)	3:07.11	28.52s	30.01s
12 WITHOUTHETUH	8	29.3m	15.3m (1)	17.8m (3)	3:07.22	28.59s	29.86s
9 ONE FOR DAVE AND	9	30.1m	19.8m (1)	19.4m (1)	3:07.28	28.38s	29.80s
5 EUPHORIC MOMENT	10	32.2m	16.4m (0)	18.3m (0)	3:07.44	28.54s	30.04s
7 POWER AND GRACE	11	33.4m	3.1m (1)	10.1m (1)	3:07.53	28.90s	30.71s
3 MEDIEVAL MAN	12	39.0m	11.3m (1)	14.4m (1)	3:07.96	28.62s	30.84s

Finish Position and metres gained from 800m





Home of PJ Harness Analyser

Want to know how successful PJ Harness Analyser is?

Click here for regular updates

www.pjdata.com.au
admin@pjdata.com.au
www.facebook.com/PJHarnessRacing



RISE Digital, Harness Racing Australia nor the provider accepts any responsibility for the completeness or accuracy of any of the information contained herein, and makes no representations about its suitability for any particular purpose. Users should make their own judgements about those matters and/or seek independent advice. You assume all risks associated with use of data provided on this page

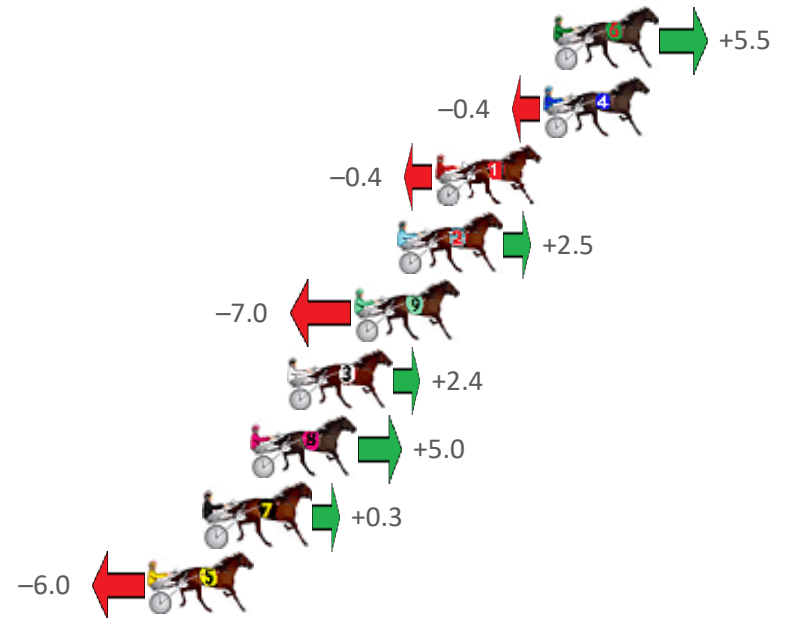
Gloucester Park Race 3 Distance 2130m

Friday, 2 September 2022

Gross Time: 2:34.10 MileRate: 1:56.40 LeadTime: 38.00s First Qtr: 30.80s Second Qtr: 29.50s Third Qtr: 27.90s Fourth Qtr: 27.90s

No Horse	Plc	Mar	800 Posi	400 Posi	Time	3rd Qtr	4th Qtr
6 THE IDEAL TOUCH	1	0.0m	5.5m (1)	6.1m (1)	2:34.10	27.94s	27.48s
4 JASPERVELLABEACH	2	0.4m	0.0m (0)	0.0m (0)	2:34.13	27.90s	27.93s
1 POCKET THE CASH	3	4.7m	4.3m (0)	4.0m (0)	2:34.44	27.88s	27.96s
2 WHATABRO	4	6.2m	8.7m (0)	8.7m (0)	2:34.55	27.90s	27.75s
9 EUPHORIA	5	7.9m	0.9m (1)	1.8m (1)	2:34.68	27.96s	28.36s
3 TUAS DELIGHT	6	10.6m	13.0m (0)	13.9m (0)	2:34.88	27.96s	27.72s
8 JAMES BUTT	7	12.0m	17.0m (0)	18.2m (0)	2:34.98	27.98s	27.52s
7 BOOM TIME	8	13.8m	14.1m (1)	14.2m (2)	2:35.11	27.90s	27.93s
5 HENWOOD BAY	9	16.1m	10.1m (1)	10.7m (1)	2:35.28	27.94s	28.34s

Finish Position and metres gained from 800m





Home of PJ Harness Analyser

Want to know how successful PJ Harness Analyser is?
Click here for regular updates

www.pjdata.com.au
 admin@pjdata.com.au
 www.facebook.com/PJHarnessRacing



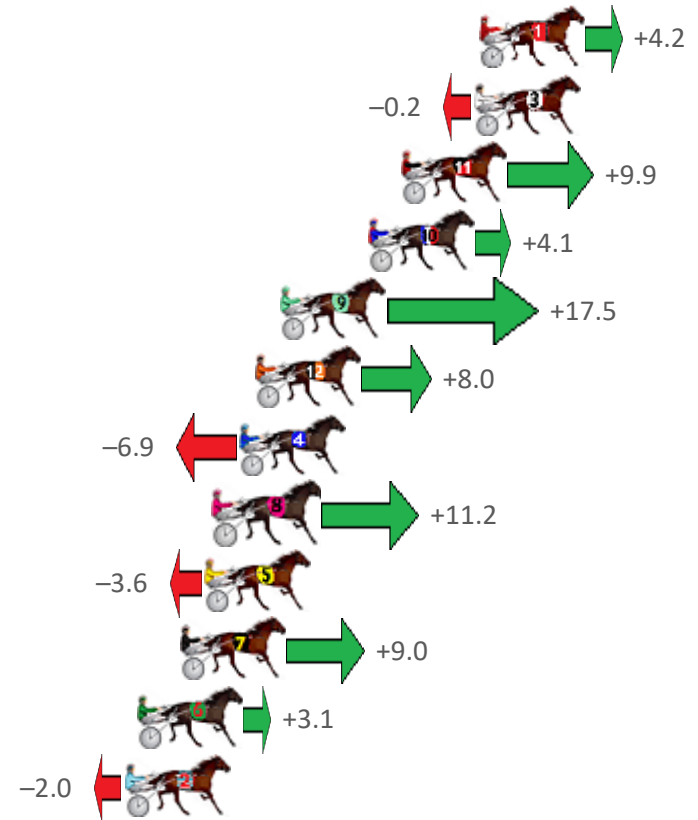
Gloucester Park Race 4 Distance 2130m

Friday, 2 September 2022

Gross Time: 2:34.40 MileRate: 1:56.70 LeadTime: 36.60s First Qtr: 31.20s Second Qtr: 30.00s Third Qtr: 28.50s Fourth Qtr: 28.10s

No Horse	Plc	Mar	800 Posi	400 Posi	Time	3rd Qtr	4th Qtr
1 MACHS BETTOR	1	0.0m	4.2m (0)	4.3m (0)	2:34.40	28.50s	27.80s
3 SWINGBAND	2	0.2m	0.0m (0)	0.0m (0)	2:34.41	28.50s	28.11s
11 MAUNGATAHI	3	3.1m	13.0m (0)	12.2m (0)	2:34.63	28.44s	27.47s
10 WHATARETHEODDS	4	4.4m	8.5m (0)	8.0m (0)	2:34.72	28.46s	27.86s
9 HIGH PRICE	5	7.9m	25.4m (1)	23.9m (1)	2:34.98	28.38s	27.00s
12 HOPPYS WAY	6	8.9m	16.9m (0)	15.8m (0)	2:35.06	28.41s	27.65s
4 THE MIKI TAKER	7	9.5m	2.6m (1)	3.4m (1)	2:35.10	28.56s	28.56s
8 WHOS THE DAD	8	10.5m	21.7m (0)	19.9m (0)	2:35.18	28.36s	27.48s
5 LOUCID DREAMS	9	10.9m	7.3m (1)	7.7m (1)	2:35.21	28.52s	28.36s
7 ROCK ON TOP	10	11.9m	20.9m (1)	19.7m (1)	2:35.28	28.40s	27.60s
6 ARMA XFACTOR	11	13.6m	16.7m (1)	16.0m (1)	2:35.40	28.44s	27.98s
2 BEEN SCOOTIN	12	14.1m	12.1m (1)	12.0m (1)	2:35.44	28.48s	28.30s

Finish Position and metres gained from 800m





Home of PJ Harness Analyser

Want to know how successful PJ Harness Analyser is?

Click here for regular updates

www.pjdata.com.au
 admin@pjdata.com.au
 www.facebook.com/PJHarnessRacing



RISE Digital, Harness Racing Australia nor the provider accepts any responsibility for the completeness or accuracy of any of the information contained herein, and makes no representations about its suitability for any particular purpose. Users should make their own judgements about those matters and/or seek independent advice. You assume all risks associated with use of data provided on this page


Gloucester Park Race 5 Distance 2130m

Friday, 2 September 2022

Gross Time: 2:33.30 MileRate: 1:55.80 LeadTime: 37.00s First Qtr: 31.00s Second Qtr: 29.50s Third Qtr: 27.90s Fourth Qtr: 27.90s

No Horse	Plc	Mar	800 Posi	400 Posi	Time	3rd Qtr	4th Qtr
7 PLUTONIUM	1	0.0m	0.9m (1)	1.5m (1)	2:33.30	27.94s	27.80s
3 TALKS UP A STORM	2	0.4m	0.0m (0)	0.0m (0)	2:33.33	27.90s	27.93s
2 ARMA EINSTEIN	3	2.2m	5.2m (0)	4.6m (0)	2:33.46	27.86s	27.74s
12 MACHNIFICENT	4	4.8m	13.9m (1)	13.0m (1)	2:33.65	27.84s	27.35s
5 SOCRATES	5	6.1m	4.9m (1)	5.5m (1)	2:33.75	27.94s	27.97s
11 AMERICAN ARMA	6	7.8m	9.5m (1)	9.6m (1)	2:33.87	27.90s	27.81s
9 FLOEWITER	7	8.6m	21.3m (0)	17.6m (0)	2:33.93	27.64s	27.31s
10 MR FANTASTIC	8	8.7m	15.3m (0)	13.6m (0)	2:33.94	27.78s	27.60s
6 MARKHAM EYRE	9	9.3m	20.2m (1)	16.8m (1)	2:33.98	27.66s	27.42s
1 SUING YOU	10	11.2m	9.5m (0)	9.2m (0)	2:34.12	27.88s	28.08s
4 ROCKABALL	11	21.4m	18.5m (2)	12.8m (2)	2:34.87	27.50s	28.59s
8 SPORTS PACKAGE	12	23.4m	26.5m (0)	20.5m (1)	2:35.02	27.48s	28.19s

Finish Position and metres gained from 800m



Home of PJ Harness Analyser

Want to know how successful PJ Harness Analyser is?

Click here for regular updates

www.pjdata.com.au
 admin@pjdata.com.au
 www.facebook.com/PJHarnessRacing

RISE Digital, Harness Racing Australia nor the provider accepts any responsibility for the completeness or accuracy of any of the information contained herein, and makes no representations about its suitability for any particular purpose. Users should make their own judgements about those matters and/or seek independent advice. You assume all risks associated with use of data provided on this page


Gloucester Park Race 6 Distance 2130m

Friday, 2 September 2022

Gross Time: 2:30.20 MileRate: 1:53.50 LeadTime: 35.90s First Qtr: 28.50s Second Qtr: 27.60s Third Qtr: 28.80s Fourth Qtr: 29.40s

No Horse	Plc	Mar	800 Posi	400 Posi	Time	3rd Qtr	4th Qtr
1 DIEGO	1	0.0m	0.0m (0)	0.0m (0)	2:30.20	28.80s	29.40s
2 JUMPINGJACKMAC	2	0.4m	4.4m (0)	4.2m (0)	2:30.23	28.80s	29.13s
3 WILL I ROCKNROLL	3	6.2m	9.3m (0)	8.3m (0)	2:30.68	28.76s	29.28s
5 GAMBIT	4	12.1m	5.5m (1)	3.9m (2)	2:31.13	28.70s	30.05s
7 HAMPTON BANNER	5	12.5m	9.9m (1)	8.1m (1)	2:31.16	28.70s	29.78s
8 HANDSANDWHEELS	6	14.0m	13.7m (1)	9.2m (2)	2:31.28	28.52s	29.82s
6 OHOKA TITAN	7	14.5m	13.7m (0)	11.9m (1)	2:31.32	28.72s	29.66s
4 LAVRA JOE	8	18.9m	1.2m (1)	3.9m (1)	2:31.66	29.00s	30.57s

Finish Position and metres gained from 800m





Home of PJ Harness Analyser

Want to know how successful PJ Harness Analyser is?
Click here for regular updates

www.pjdata.com.au
 admin@pjdata.com.au
 www.facebook.com/PJHarnessRacing



RISE Digital, Harness Racing Australia nor the provider accepts any responsibility for the completeness or accuracy of any of the information contained herein, and makes no representations about its suitability for any particular purpose. Users should make their own judgements about those matters and/or seek independent advice. You assume all risks associated with use of data provided on this page

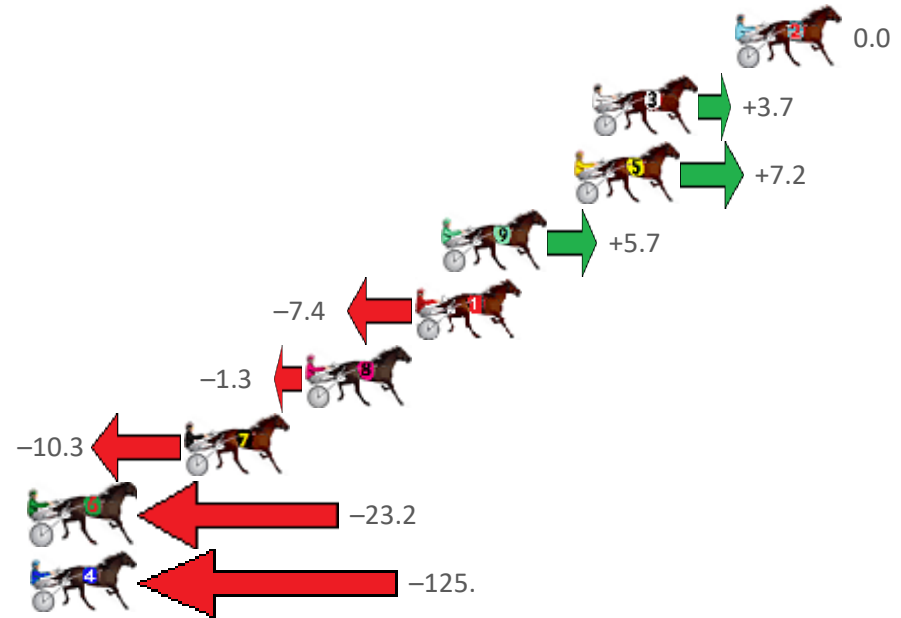
Gloucester Park Race 7 Distance 2130m

Friday, 2 September 2022

Gross Time: 2:35.10 MileRate: 1:57.20 LeadTime: 37.70s First Qtr: 29.60s Second Qtr: 29.60s Third Qtr: 29.10s Fourth Qtr: 29.10s

No Horse	Plc	Mar	800 Posi	400 Posi	Time	3rd Qtr	4th Qtr
2 ALWAYS FAST	1	0.0m	0.0m (0)	0.0m (0)	2:35.10	29.10s	29.10s
3 ROCK ME OVER	2	5.7m	9.4m (0)	13.0m (1)	2:35.54	29.36s	28.59s
5 GEE SMITH	3	6.4m	13.6m (0)	16.9m (1)	2:35.59	29.34s	28.37s
9 BETTORSTARTDREA	4	11.7m	17.4m (0)	19.9m (0)	2:35.99	29.28s	28.55s
1 CAPTURED DELIGHT	5	12.7m	5.3m (0)	10.0m (0)	2:36.07	29.44s	29.35s
8 THE KRAKEN	6	17.1m	15.8m (1)	20.6m (3)	2:36.41	29.45s	28.92s
7 AL GUERRERO	7	21.9m	11.6m (1)	21.0m (1)	2:36.77	29.78s	29.25s
6 MACHLANI	8	31.0m	7.8m (1)	17.2m (2)	2:37.47	29.78s	30.22s
4 ALTA CINDERELLA	9	128.6m	3.3m (1)	84.6m (1)	2:44.92	34.98s	32.80s

Finish Position and metres gained from 800m





Home of PJ Harness Analyser

Want to know how successful PJ Harness Analyser is?
Click here for regular updates

www.pjdata.com.au
 admin@pjdata.com.au
 www.facebook.com/PJHarnessRacing



RISE Digital, Harness Racing Australia nor the provider accepts any responsibility for the completeness or accuracy of any of the information contained herein, and makes no representations about its suitability for any particular purpose. Users should make their own judgements about those matters and/or seek independent advice. You assume all risks associated with use of data provided on this page

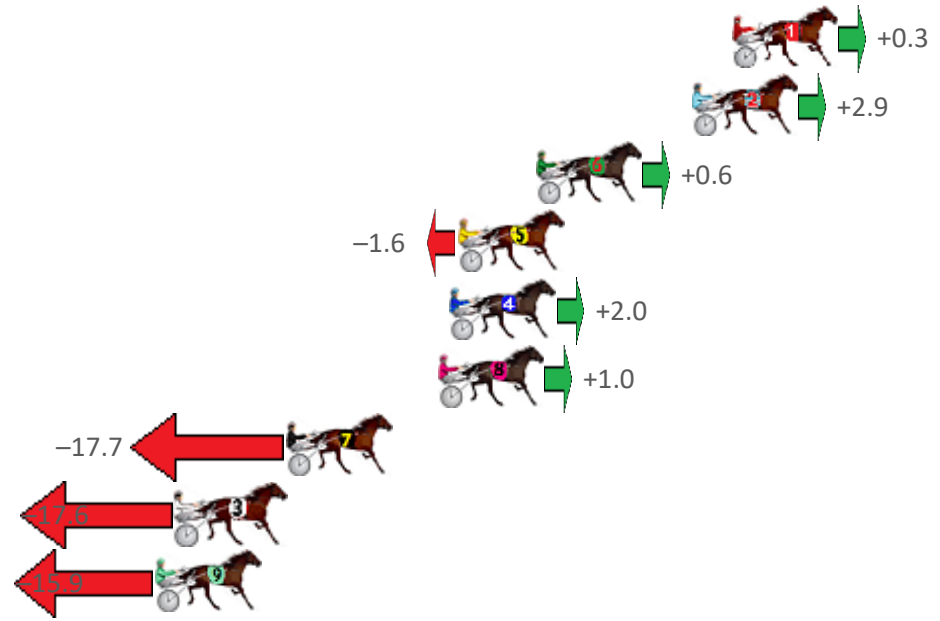
Gloucester Park Race 8 Distance 2130m

Friday, 2 September 2022

Gross Time: 2:35.00 MileRate: 1:57.10 LeadTime: 36.20s First Qtr: 30.50s Second Qtr: 30.10s Third Qtr: 28.60s Fourth Qtr: 29.60s

No Horse	Plc	Mar	800 Posi	400 Posi	Time	3rd Qtr	4th Qtr
1 LIVY JAY	1	0.0m	0.3m (0)	0.0m (0)	2:35.00	28.58s	29.60s
2 MISS LAMARR	2	1.6m	4.5m (0)	4.2m (0)	2:35.12	28.58s	29.42s
6 CAPTAINS BEACHBA	3	7.8m	8.4m (0)	10.5m (0)	2:35.61	28.76s	29.45s
5 ALCIPPES DELIGHT	4	10.9m	9.3m (1)	11.4m (1)	2:35.85	28.76s	29.62s
4 SHEZA BROMAC	5	11.2m	13.2m (1)	14.7m (1)	2:35.87	28.72s	29.41s
8 PATRIKIAR	6	11.7m	12.7m (0)	14.9m (0)	2:35.91	28.78s	29.43s
7 PAROQUET	7	17.7m	0.0m (1)	3.9m (1)	2:36.37	28.88s	30.69s
3 MIDNIGHT WHISPER	8	22.1m	4.5m (1)	7.5m (1)	2:36.71	28.82s	30.77s
9 IN THE SPOTLIGHT	9	22.9m	7.0m (2)	8.9m (2)	2:36.78	28.74s	30.73s

Finish Position and metres gained from 800m





Home of PJ Harness Analyser

Want to know how successful PJ Harness Analyser is?
[Click here for regular updates](#)

www.pjdata.com.au
 admin@pjdata.com.au
 www.facebook.com/PJHarnessRacing



RISE Digital, Harness Racing Australia nor the provider accepts any responsibility for the completeness or accuracy of any of the information contained herein, and makes no representations about its suitability for any particular purpose. Users should make their own judgements about those matters and/or seek independent advice. You assume all risks associated with use of data provided on this page

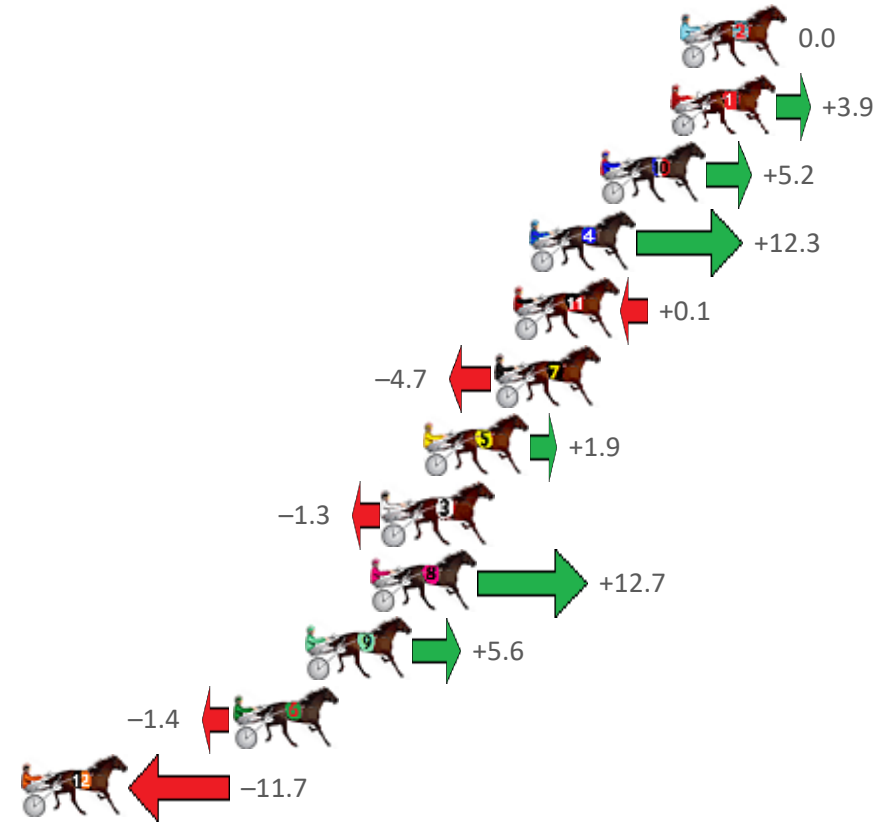
Gloucester Park Race 9 Distance 2536m

Friday, 2 September 2022

Gross Time: 3:11.40 MileRate: 2:01.50 LeadTime: 69.40s First Qtr: 32.80s Second Qtr: 30.40s Third Qtr: 29.90s Fourth Qtr: 28.90s

No Horse	Plc	Mar	800 Posi	400 Posi	Time	3rd Qtr	4th Qtr
2 NUCLEAR POKER	1	0.0m	0.0m (0)	0.0m (0)	3:11.40	29.90s	28.90s
1 WOODLEA RAGNAR	2	0.4m	4.3m (0)	4.1m (0)	3:11.43	29.88s	28.63s
10 CROWDED REACTOR	3	3.2m	8.4m (0)	8.5m (0)	3:11.64	29.90s	28.52s
4 CARRERA MACH	4	6.0m	18.3m (1)	11.3m (2)	3:11.86	29.36s	28.53s
11 SPY MAJOR	5	6.6m	6.7m (1)	9.6m (1)	3:11.90	30.10s	28.70s
7 REBEL WITH A GRIN	6	7.4m	2.7m (1)	3.6m (1)	3:11.96	29.96s	29.20s
5 TRITTRITTBANGBAN	7	10.2m	12.1m (0)	12.6m (0)	3:12.17	29.92s	28.75s
3 DISCO UNDER FIRE	8	11.8m	10.5m (1)	15.4m (1)	3:12.29	30.24s	28.67s
8 ATHABASCAN	9	12.3m	25.0m (0)	19.5m (1)	3:12.33	29.46s	28.41s
9 EUSTON FLYER	10	14.9m	20.5m (0)	22.2m (0)	3:12.53	30.00s	28.41s
6 BETTOR COPAGOOD	11	17.8m	16.4m (0)	17.5m (0)	3:12.75	29.96s	28.97s
12 AWAITINGINSTRUCTI	12	26.2m	14.5m (1)	35.6m (1)	3:13.39	31.42s	28.29s

Finish Position and metres gained from 800m





Home of PJ Harness Analyser
 Want to know how successful PJ Harness Analyser is?
 Click here for regular updates

www.pjdata.com.au
 admin@pjdata.com.au
 www.facebook.com/PJHarnessRacing



RISE Digital, Harness Racing Australia nor the provider accepts any responsibility for the completeness or accuracy of any of the information contained herein, and makes no representations about its suitability for any particular purpose. Users should make their own judgements about those matters and/or seek independent advice. You assume all risks associated with use of data provided on this page

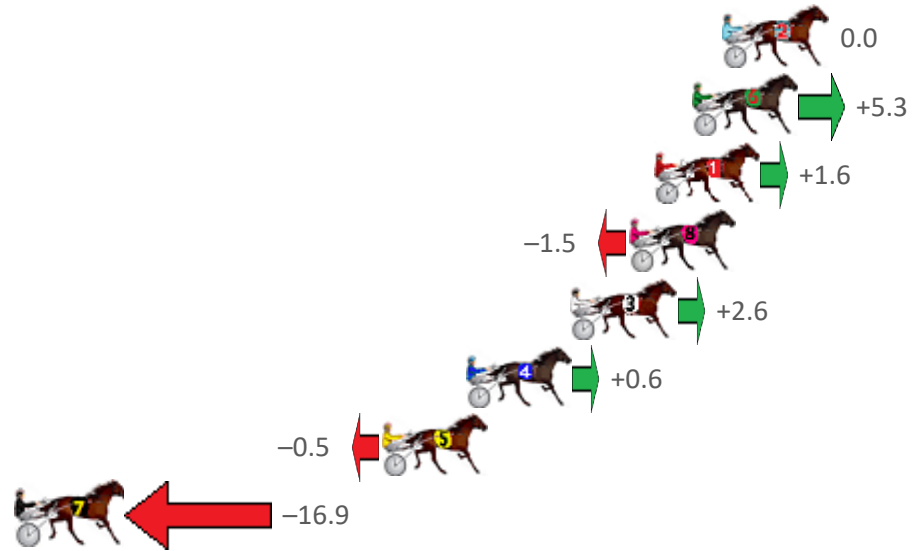
Gloucester Park Race 10 Distance 1730m

Friday, 2 September 2022

Gross Time: 2:06.90 MileRate: 1:58.10 LeadTime: 7.80s First Qtr: 30.70s Second Qtr: 29.90s Third Qtr: 29.80s Fourth Qtr: 28.70s

No Horse	Plc	Mar	800 Posi	400 Posi	Time	3rd Qtr	4th Qtr
2 AMERICAN MONARC	1	0.0m	0.0m (0)	0.0m (0)	2:06.90	29.80s	28.70s
6 LUCIENNE	2	1.2m	6.5m (1)	6.4m (1)	2:06.99	29.78s	28.33s
1 QUATTROSE	3	2.7m	4.3m (0)	4.4m (0)	2:07.10	29.80s	28.58s
8 CABSAV	4	3.7m	2.2m (1)	2.0m (1)	2:07.18	29.78s	28.84s
3 CHEWYSLOOSECHAN	5	6.0m	8.6m (0)	8.3m (0)	2:07.35	29.76s	28.55s
4 LADY VIOLETTA	6	10.2m	10.8m (1)	10.2m (1)	2:07.67	29.74s	28.73s
5 FEELING EMPATHY	7	13.5m	13.0m (0)	12.9m (0)	2:07.92	29.78s	28.78s
7 POCKETFUL OF OPAL	8	33.9m	17.0m (0)	19.5m (0)	2:09.45	29.96s	28.83s

Finish Position and metres gained from 800m





Home of PJ Harness Analyser

Want to know how successful PJ Harness Analyser is?
Click here for regular updates

www.pjdata.com.au
 admin@pjdata.com.au
 www.facebook.com/PJHarnessRacing



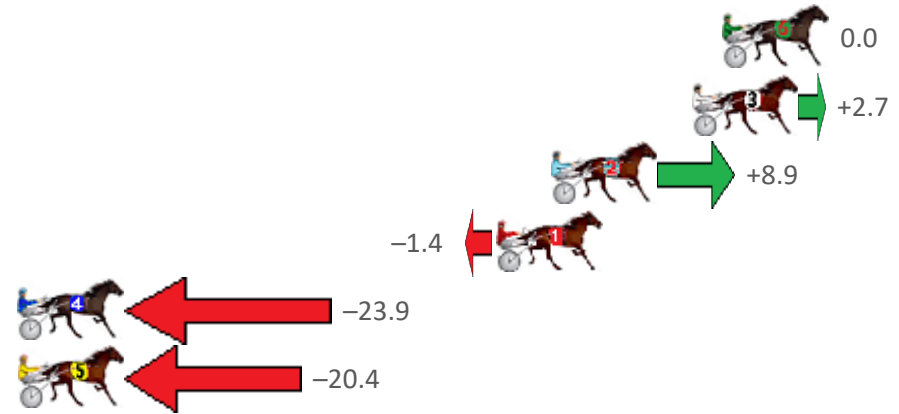
Gloucester Park Race 11 Distance 2536m

Friday, 2 September 2022

Gross Time: 3:16.30 MileRate: 2:04.60 LeadTime: 72.90s First Qtr: 33.50s Second Qtr: 32.30s Third Qtr: 28.70s Fourth Qtr: 28.90s

No Horse	Plc	Mar	800 Posi	400 Posi	Time	3rd Qtr	4th Qtr
6 BEEFOUR BACARDI	1	0.0m	0.0m (0)	0.0m (0)	3:16.30	28.70s	28.90s
3 PATCHED	2	1.2m	3.9m (1)	3.1m (1)	3:16.39	28.64s	28.77s
2 LUVAF LAIR	3	6.8m	15.7m (0)	10.7m (1)	3:16.82	28.34s	28.65s
1 ELISH STAR	4	9.0m	7.6m (0)	7.3m (0)	3:16.98	28.68s	29.06s
4 ONE BID BUYS	5	32.0m	8.1m (1)	17.6m (0)	3:18.73	29.38s	30.07s
5 MAJESTIC DREAM	6	32.7m	12.3m (1)	18.2m (1)	3:18.78	29.12s	30.08s

Finish Position and metres gained from 800m





Home of PJ Harness Analyser

Want to know how successful PJ Harness Analyser is?
[Click here for regular updates](#)



www.pjdata.com.au
 admin@pjdata.com.au
 www.facebook.com/PJHarnessRacing