

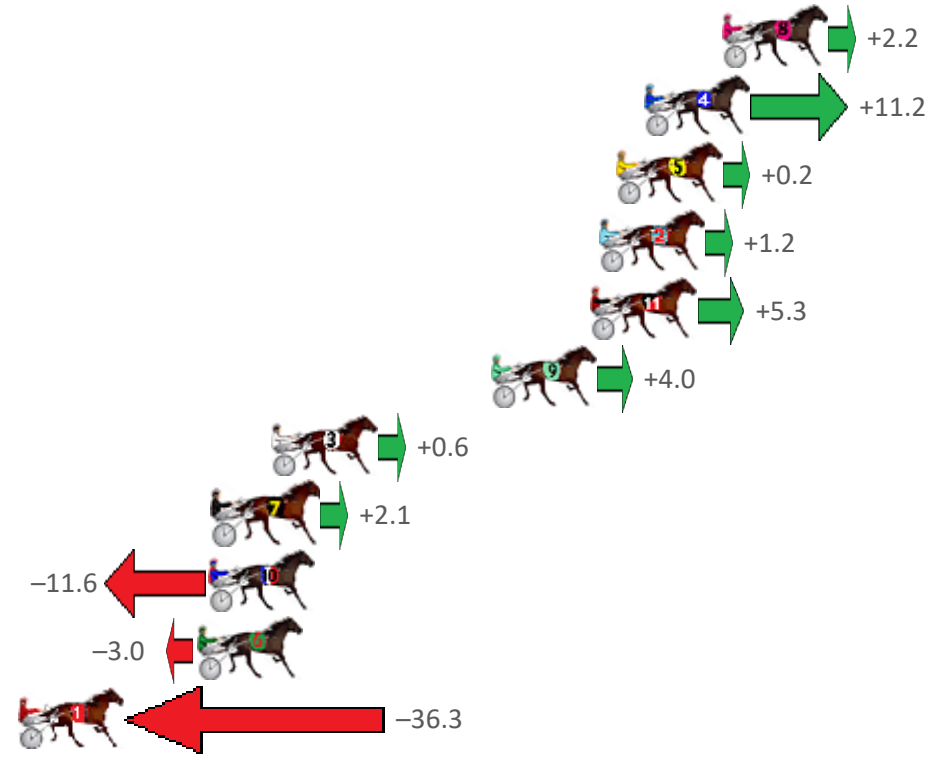
Gloucester Park Race 1 Distance 2130m

Tuesday, 6 September 2022

Gross Time: 2:37.40 MileRate: 1:58.90 LeadTime: 36.60s First Qtr: 32.60s Second Qtr: 30.50s Third Qtr: 29.20s Fourth Qtr: 28.50s

No Horse	Plc	Mar	800 Posi	400 Posi	Time	3rd Qtr	4th Qtr
8 AUSSIE SCOOTER	1	0.0m	2.2m (1)	0.0m (0)	2:37.40	29.04s	28.50s
4 LOVE AND KISSES	2	3.1m	14.3m (1)	8.4m (1)	2:37.63	28.76s	28.13s
5 THEREUGO	3	4.2m	4.4m (0)	3.9m (1)	2:37.71	29.16s	28.53s
2 ROCKNROLL WHITBY	4	4.9m	6.1m (1)	3.1m (2)	2:37.77	28.98s	28.64s
11 MISTER ARDEE	5	5.2m	10.5m (1)	7.0m (2)	2:37.79	28.94s	28.39s
9 RAGING ROMEO	6	9.2m	13.2m (0)	13.7m (1)	2:38.09	29.22s	28.21s
3 TRIPLE BRIE	7	17.9m	18.5m (1)	17.6m (1)	2:38.74	29.12s	28.58s
7 RODGER JAMES	8	20.2m	22.3m (0)	23.2m (0)	2:38.91	29.24s	28.35s
10 AMERICAN ROCK	9	20.4m	8.8m (0)	9.8m (0)	2:38.93	29.26s	29.33s
6 OUR SURROGATE	10	20.9m	17.9m (0)	18.7m (0)	2:38.96	29.24s	28.72s
1 THE NOTORIOUS ON	11	36.3m	0.0m (0)	5.0m (0)	2:40.12	29.56s	30.86s

Finish Position and metres gained from 800m





Home of PJ Harness Analyser

Want to know how successful PJ Harness Analyser is?
[Click here for regular updates](#)

www.pjdata.com.au
 admin@pjdata.com.au
 www.facebook.com/PJHarnessRacing



RISE Digital, Harness Racing Australia nor the provider accepts any responsibility for the completeness or accuracy of any of the information contained herein, and makes no representations about its suitability for any particular purpose. Users should make their own judgements about those matters and/or seek independent advice. You assume all risks associated with use of data provided on this page

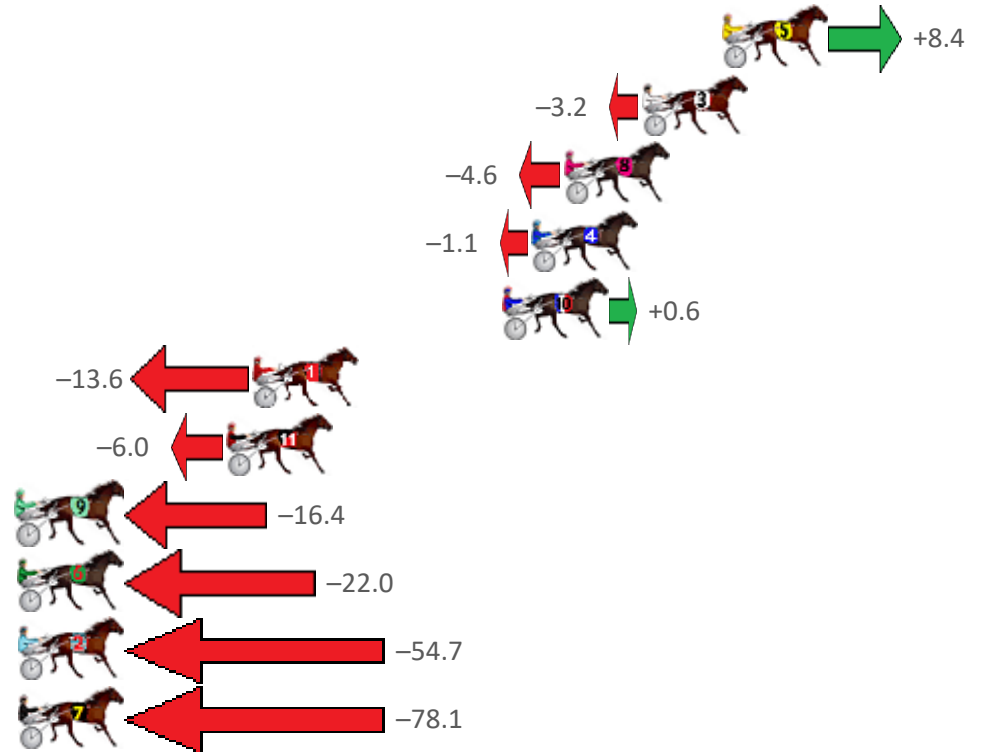
Gloucester Park Race 2 Distance 2130m

Tuesday, 6 September 2022

Gross Time: 2:37.80 MileRate: 1:59.30 LeadTime: 38.10s First Qtr: 31.30s Second Qtr: 31.30s Third Qtr: 28.70s Fourth Qtr: 28.40s

No Horse	Plc	Mar	800 Posi	400 Posi	Time	3rd Qtr	4th Qtr
5 SKYLORD	1	0.0m	8.4m (2)	3.7m (2)	2:37.80	28.36s	28.14s
3 LORD TITANIUM	2	3.2m	0.0m (0)	0.0m (0)	2:38.04	28.70s	28.64s
8 CROWD CONTROL	3	6.3m	1.7m (1)	1.4m (1)	2:38.27	28.68s	28.77s
4 VELOCPEDE	4	7.6m	6.5m (1)	6.0m (1)	2:38.37	28.66s	28.54s
10 DOURADO	5	8.7m	9.3m (0)	9.3m (0)	2:38.45	28.70s	28.39s
1 ELLUCIFER	6	18.7m	5.1m (0)	5.6m (0)	2:39.20	28.74s	29.40s
11 MISTER LINTON	7	19.7m	13.7m (0)	14.1m (0)	2:39.27	28.72s	28.87s
9 LETHAL EDITION	8	33.2m	16.8m (2)	17.8m (1)	2:40.28	28.76s	29.61s
6 STARLIGHT SONG	9	40.0m	18.0m (0)	19.2m (0)	2:40.78	28.78s	30.02s
2 ROAD STAR	10	65.6m	10.9m (1)	11.9m (1)	2:42.69	28.76s	32.45s
7 ALL IS WELL	11	91.0m	12.9m (2)	18.7m (2)	2:44.59	29.10s	33.86s

Finish Position and metres gained from 800m





Home of PJ Harness Analyser

Want to know how successful PJ Harness Analyser is?

Click here for regular updates

www.pjdata.com.au
 admin@pjdata.com.au
 www.facebook.com/PJHarnessRacing



RISE Digital, Harness Racing Australia nor the provider accepts any responsibility for the completeness or accuracy of any of the information contained herein, and makes no representations about its suitability for any particular purpose. Users should make their own judgements about those matters and/or seek independent advice. You assume all risks associated with use of data provided on this page


Gloucester Park Race 3 Distance 2130m

Tuesday, 6 September 2022

Gross Time: 2:35.00 MileRate: 1:57.10 LeadTime: 36.30s First Qtr: 30.90s Second Qtr: 30.70s Third Qtr: 29.60s Fourth Qtr: 27.50s

No Horse	Plc	Mar	800 Posi	400 Posi	Time	3rd Qtr	4th Qtr
2 VALEDICTORIAN	1	0.0m	0.0m (0)	0.0m (0)	2:35.00	29.60s	27.50s
4 HOTLY PURSUED	2	2.2m	4.4m (0)	4.5m (0)	2:35.16	29.60s	27.34s
1 CHACO EAGLE	3	6.3m	8.4m (0)	9.0m (0)	2:35.46	29.62s	27.32s
10 MAJOR OVERS	4	24.7m	13.1m (0)	14.9m (0)	2:36.79	29.70s	28.23s
7 MAGNUS VICTOR	5	25.3m	11.2m (1)	13.3m (1)	2:36.83	29.72s	28.39s
5 ELWADDELL	6	28.1m	16.0m (1)	17.5m (1)	2:37.03	29.66s	28.29s
3 FLASHING ARK	7	29.7m	17.4m (0)	20.3m (0)	2:37.15	29.76s	28.21s
8 MAJOR MANHATTA	8	30.4m	2.7m (1)	4.8m (1)	2:37.20	29.74s	29.36s
9 LOMBO MITCHINSO	9	33.3m	21.8m (0)	25.9m (0)	2:37.41	29.84s	28.07s
11 BRONZED	10	38.3m	7.1m (1)	9.3m (1)	2:37.77	29.74s	29.61s
6 HEEZ GOOD AS GOL	11	39.9m	20.1m (1)	22.0m (1)	2:37.89	29.68s	28.83s

Finish Position and metres gained from 800m





Home of PJ Harness Analyser

Want to know how successful PJ Harness Analyser is?
[Click here for regular updates](#)

www.pjdata.com.au
 admin@pjdata.com.au
 www.facebook.com/PJHarnessRacing



RISE Digital, Harness Racing Australia nor the provider accepts any responsibility for the completeness or accuracy of any of the information contained herein, and makes no representations about its suitability for any particular purpose. Users should make their own judgements about those matters and/or seek independent advice. You assume all risks associated with use of data provided on this page

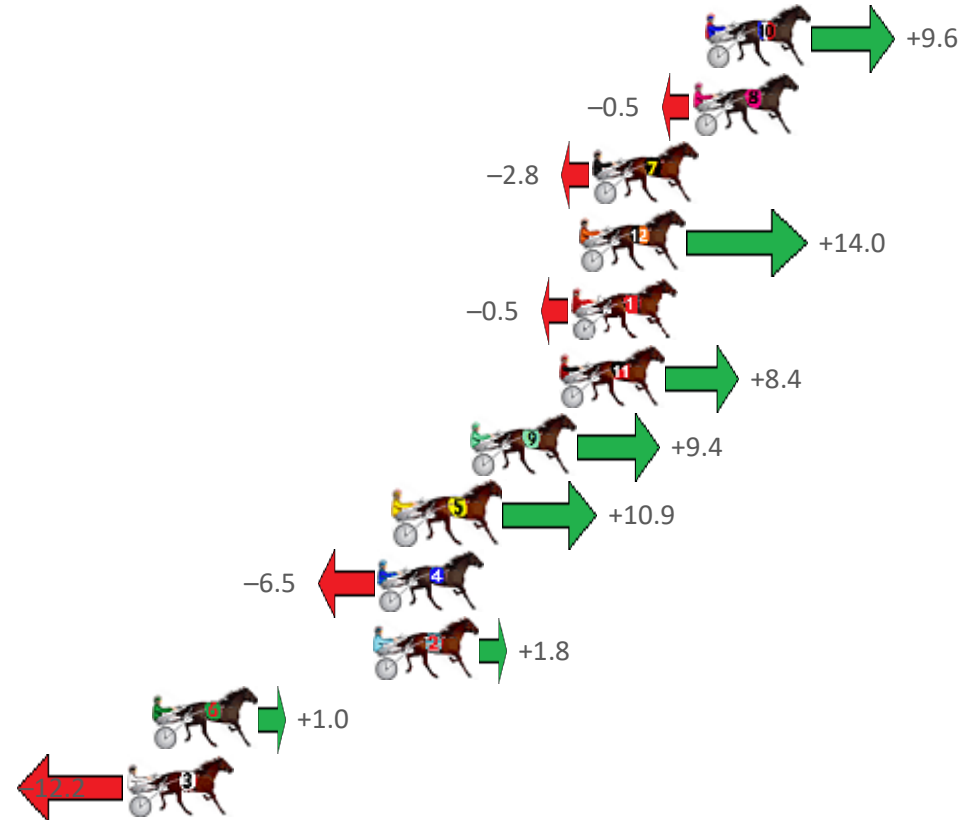
Gloucester Park Race 4 Distance 1730m

Tuesday, 6 September 2022

Gross Time: 2:04.10 MileRate: 1:55.40 LeadTime: 7.60s First Qtr: 29.70s Second Qtr: 29.20s Third Qtr: 28.40s Fourth Qtr: 29.20s

No Horse	Plc	Mar	800 Posi	400 Posi	Time	3rd Qtr	4th Qtr
10 MCARDLES GEM	1	0.0m	9.6m (0)	9.5m (0)	2:04.10	28.40s	28.52s
8 WESTERN ARTERRA	2	0.5m	0.0m (0)	0.0m (0)	2:04.14	28.40s	29.24s
7 MISS MUCHO	3	4.5m	1.7m (1)	2.8m (1)	2:04.44	28.48s	29.34s
12 DESTINED TO RULE	4	5.0m	19.0m (0)	19.6m (2)	2:04.48	28.46s	28.18s
1 JILLIBY JAKE	5	5.3m	4.8m (0)	5.0m (0)	2:04.51	28.42s	29.25s
11 ROCKMENOW	6	5.8m	14.2m (0)	13.7m (0)	2:04.54	28.38s	28.66s
9 JAGARA	7	9.3m	18.7m (2)	7.9m (2)	2:04.81	27.64s	29.35s
5 TWOANDAHALF TIG	8	12.3m	23.2m (0)	21.2m (0)	2:05.04	28.28s	28.62s
4 ALL THE BELLS	9	13.0m	6.5m (1)	7.6m (1)	2:05.10	28.48s	29.65s
2 AUSSIE EDITION	10	13.2m	15.0m (1)	15.2m (2)	2:05.11	28.42s	29.13s
6 COME GET ME GO	11	22.0m	23.0m (1)	22.7m (3)	2:05.79	28.41s	29.26s
3 STAR ARMBRO	12	23.0m	10.8m (1)	16.8m (1)	2:05.86	28.84s	29.76s

Finish Position and metres gained from 800m





Home of PJ Harness Analyser
 Want to know how successful PJ Harness Analyser is?
 Click here for regular updates

www.pjdata.com.au
 admin@pjdata.com.au
 www.facebook.com/PJHarnessRacing



RISE Digital, Harness Racing Australia nor the provider accepts any responsibility for the completeness or accuracy of any of the information contained herein, and makes no representations about its suitability for any particular purpose. Users should make their own judgements about those matters and/or seek independent advice. You assume all risks associated with use of data provided on this page

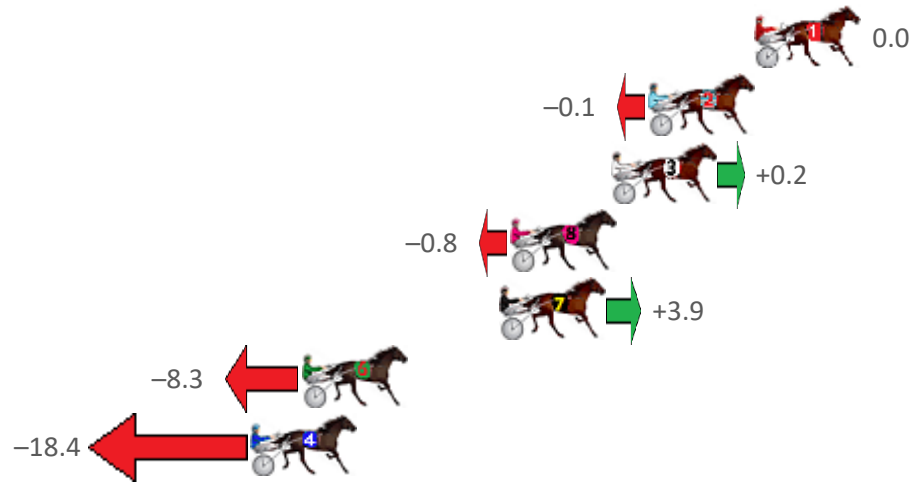
Gloucester Park Race 5 Distance 2130m

Tuesday, 6 September 2022

Gross Time: 2:38.10 MileRate: 1:59.40 LeadTime: 38.50s First Qtr: 31.10s Second Qtr: 30.10s Third Qtr: 29.80s Fourth Qtr: 28.60s

No Horse	Plc	Mar	800 Posi	400 Posi	Time	3rd Qtr	4th Qtr
1 SWEET VIVIENNE	1	0.0m	0.0m (0)	0.0m (0)	2:38.10	29.80s	28.60s
2 FLY TO FAME	2	4.2m	4.1m (0)	4.1m (0)	2:38.42	29.80s	28.62s
3 CABS AV	3	5.7m	5.9m (1)	6.9m (1)	2:38.53	29.86s	28.53s
8 OUR SANDY SHORE	4	9.7m	8.9m (0)	8.0m (0)	2:38.83	29.72s	28.75s
7 ALLAGLOW	5	10.1m	14.0m (1)	15.5m (1)	2:38.86	29.88s	28.24s
6 THORIUM ENERGY	6	18.0m	9.7m (1)	11.1m (1)	2:39.45	29.88s	29.15s
4 POCKETFUL OF OPAL	7	20.0m	1.6m (1)	2.8m (1)	2:39.60	29.88s	29.90s

Finish Position and metres gained from 800m





Home of PJ Harness Analyser

Want to know how successful PJ Harness Analyser is?

Click here for regular updates

www.pjdata.com.au
 admin@pjdata.com.au
 www.facebook.com/PJHarnessRacing




Gloucester Park Race 6 Distance 2130m

Tuesday, 6 September 2022

Gross Time: 2:36.60 MileRate: 1:58.30 LeadTime: 39.00s First Qtr: 31.20s Second Qtr: 30.00s Third Qtr: 28.30s Fourth Qtr: 28.10s

No Horse	Plc	Mar	800 Posi	400 Posi	Time	3rd Qtr	4th Qtr
2 ZEPHYRA	1	0.0m	0.0m (0)	0.0m (0)	2:36.60	28.30s	28.10s
1 QUATTROSE	2	7.8m	4.8m (0)	4.3m (0)	2:37.18	28.26s	28.38s
3 IMAHERO	3	12.4m	9.4m (0)	9.7m (0)	2:37.52	28.32s	28.34s
4 DREAM CONTROL	4	19.3m	13.7m (0)	16.3m (0)	2:38.03	28.48s	28.39s
8 HUNT THE MAGIC	5	22.6m	3.7m (1)	5.5m (1)	2:38.27	28.42s	29.39s
7 SEAGRASS	6	39.3m	12.8m (1)	22.0m (1)	2:39.50	28.94s	29.46s
5 ARKAMARA STAR	7	43.4m	17.1m (1)	27.4m (0)	2:39.81	29.02s	29.39s
9 TEMUKAS GIRL	8	50.5m	17.9m (0)	22.8m (0)	2:40.33	28.64s	30.23s
6 FEELING EMPATHY	9	79.5m	8.8m (1)	26.6m (1)	2:42.47	29.54s	32.11s

Finish Position and metres gained from 800m





Home of PJ Harness Analyser

Want to know how successful PJ Harness Analyser is?
[Click here for regular updates](#)

www.pjdata.com.au
 admin@pjdata.com.au
 www.facebook.com/PJHarnessRacing



RISE Digital, Harness Racing Australia nor the provider accepts any responsibility for the completeness or accuracy of any of the information contained herein, and makes no representations about its suitability for any particular purpose. Users should make their own judgements about those matters and/or seek independent advice. You assume all risks associated with use of data provided on this page

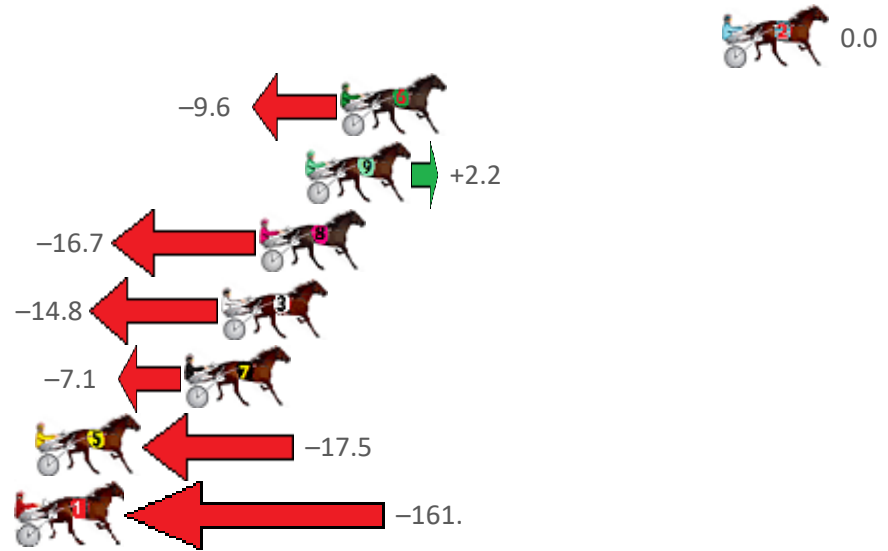
Gloucester Park Race 7 Distance 2130m

Tuesday, 6 September 2022

Gross Time: 2:37.60 MileRate: 1:59.10 LeadTime: 40.10s First Qtr: 31.40s Second Qtr: 29.20s Third Qtr: 28.70s Fourth Qtr: 28.20s

No Horse	Plc	Mar	800 Posi	400 Posi	Time	3rd Qtr	4th Qtr
2 OUR LADY JEN	1	0.0m	0.0m (0)	0.0m (0)	2:37.60	28.70s	28.20s
6 WANEA	2	15.2m	5.6m (1)	7.7m (1)	2:38.73	28.84s	28.78s
9 OUR LILILOU	3	16.6m	18.8m (0)	18.1m (0)	2:38.83	28.64s	28.15s
8 LUCIENNE	4	18.4m	1.7m (1)	3.4m (1)	2:38.96	28.82s	29.32s
3 JUSTMOREBLING	5	19.9m	5.1m (0)	5.9m (0)	2:39.07	28.76s	29.25s
7 MAGNOLIA PEARL	6	21.4m	14.3m (0)	11.9m (0)	2:39.19	28.52s	28.95s
5 CHEWYSLOOSECHAN	7	27.3m	9.8m (1)	11.6m (1)	2:39.62	28.82s	29.40s
1 MISS WILLOUGHBY	8	171.9m	10.1m (0)	113.4m (0)	2:50.34	36.00s	32.92s

Finish Position and metres gained from 800m





Home of PJ Harness Analyser

Want to know how successful PJ Harness Analyser is?
Click here for regular updates

www.pjdata.com.au
 admin@pjdata.com.au
 www.facebook.com/PJHarnessRacing



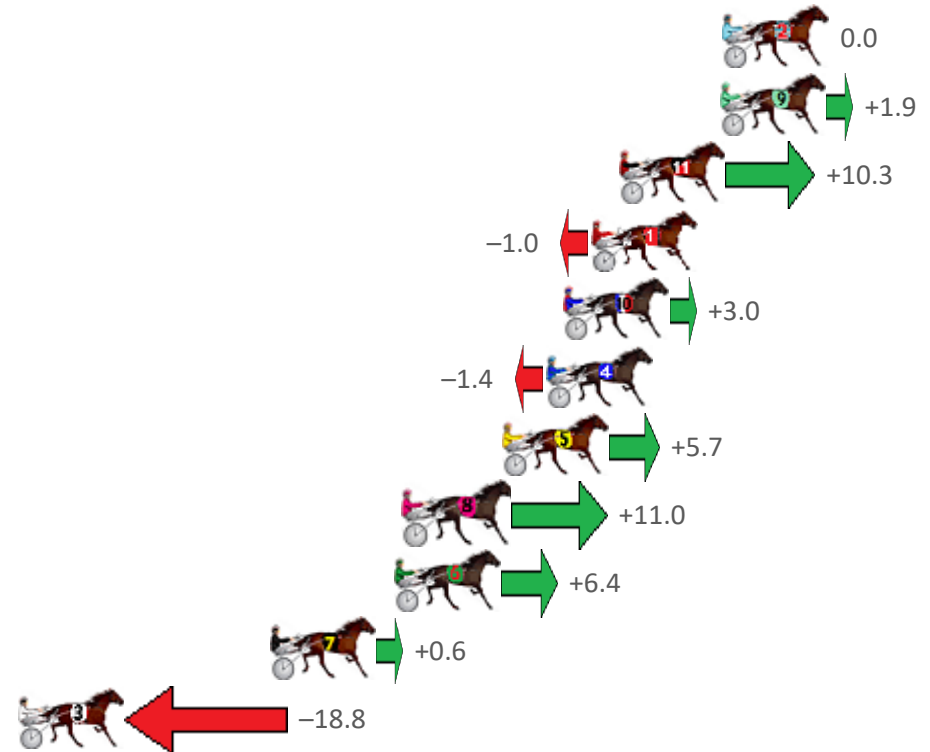
Gloucester Park Race 8 Distance 2130m

Tuesday, 6 September 2022

Gross Time: 2:36.00 MileRate: 1:57.90 LeadTime: 37.80s First Qtr: 30.50s Second Qtr: 29.60s Third Qtr: 28.60s Fourth Qtr: 29.50s

No Horse	Plc	Mar	800 Posi	400 Posi	Time	3rd Qtr	4th Qtr
2 BE ROCK HARD	1	0.0m	0.0m (0)	0.0m (0)	2:36.00	28.60s	29.50s
9 SPY MAJOR	2	0.1m	2.0m (1)	1.7m (1)	2:36.01	28.58s	29.39s
11 MISTER FORTUNIA	3	4.1m	14.4m (1)	14.7m (2)	2:36.32	28.64s	28.75s
1 GORDON	4	5.2m	4.2m (0)	4.7m (0)	2:36.40	28.64s	29.56s
10 FOVEAUX MAJOR	5	6.3m	9.3m (0)	10.0m (0)	2:36.49	28.66s	29.27s
4 NAME IN LIGHTS	6	7.0m	5.6m (1)	5.6m (1)	2:36.54	28.60s	29.64s
5 HEZA BEAUTY	7	8.7m	14.4m (0)	14.4m (0)	2:36.67	28.62s	29.13s
8 ALTAMATUM	8	12.6m	23.6m (1)	24.7m (1)	2:36.97	28.70s	28.69s
6 JESSE ALLWOOD	9	13.0m	19.4m (0)	19.7m (0)	2:37.01	28.64s	29.09s
7 BETTOR MY DREAMZ	10	18.0m	18.6m (1)	20.3m (1)	2:37.39	28.74s	29.43s
3 SEEKNYOUSHALLFIN	11	28.9m	10.1m (1)	13.9m (1)	2:38.24	28.88s	30.73s

Finish Position and metres gained from 800m





Home of PJ Harness Analyser

Want to know how successful PJ Harness Analyser is?
Click here for regular updates

www.pjdata.com.au
 admin@pjdata.com.au
 www.facebook.com/PJHarnessRacing



RISE Digital, Harness Racing Australia nor the provider accepts any responsibility for the completeness or accuracy of any of the information contained herein, and makes no representations about its suitability for any particular purpose. Users should make their own judgements about those matters and/or seek independent advice. You assume all risks associated with use of data provided on this page

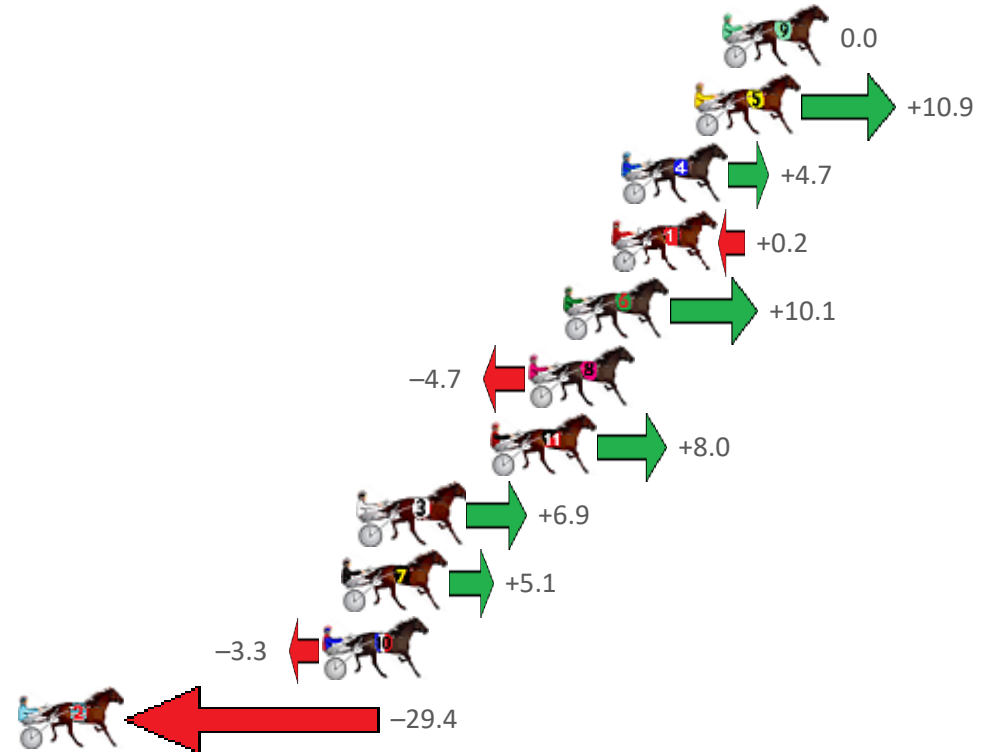
Gloucester Park Race 9 Distance 2130m

Tuesday, 6 September 2022

Gross Time: 2:39.60 MileRate: 2:00.60 LeadTime: 37.90s First Qtr: 32.00s Second Qtr: 30.90s Third Qtr: 29.50s Fourth Qtr: 29.30s

No Horse	Plc	Mar	800 Posi	400 Posi	Time	3rd Qtr	4th Qtr
9 BE ON GUARD	1	0.0m	0.0m (0)	0.0m (0)	2:39.60	29.50s	29.30s
5 JUST FOR LOVE	2	1.1m	12.0m (1)	3.3m (2)	2:39.68	28.86s	29.14s
4 LIBBA RACY	3	4.0m	8.7m (0)	7.2m (1)	2:39.91	29.38s	29.09s
1 IAM LAMBROS	4	4.4m	4.6m (0)	4.7m (0)	2:39.94	29.50s	29.30s
6 FIREPLAY	5	6.3m	16.4m (1)	11.3m (1)	2:40.08	29.12s	28.96s
8 TWENTYNINE TWEL	6	7.7m	3.0m (1)	3.0m (1)	2:40.19	29.50s	29.67s
11 DYNAMITE BEACH	7	9.2m	17.2m (0)	16.2m (0)	2:40.31	29.42s	28.83s
3 ALL THE WHISPERS	8	14.4m	21.3m (0)	20.8m (0)	2:40.71	29.46s	28.89s
7 TEPELO STAR	9	15.1m	20.2m (1)	18.1m (1)	2:40.76	29.34s	29.14s
10 THE PARTY BOY	10	15.9m	12.6m (0)	10.7m (0)	2:40.82	29.36s	29.74s
2 STORMY DILO	11	37.0m	7.6m (1)	13.5m (2)	2:42.44	29.92s	31.16s

Finish Position and metres gained from 800m





Home of PJ Harness Analyser

Want to know how successful PJ Harness Analyser is?
[Click here for regular updates](#)

www.pjdata.com.au
 admin@pjdata.com.au
 www.facebook.com/PJHarnessRacing



RISE Digital, Harness Racing Australia nor the provider accepts any responsibility for the completeness or accuracy of any of the information contained herein, and makes no representations about its suitability for any particular purpose. Users should make their own judgements about those matters and/or seek independent advice. You assume all risks associated with use of data provided on this page

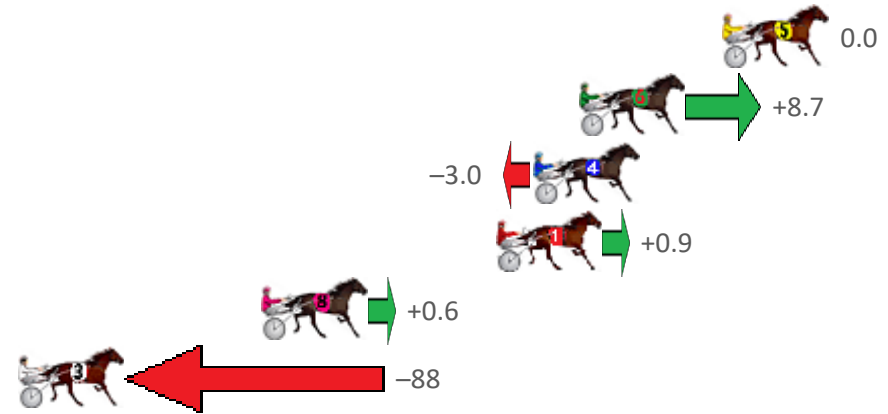
Gloucester Park Race 10 Distance 2130m

Tuesday, 6 September 2022

Gross Time: 2:39.60 MileRate: 2:00.50 LeadTime: 39.10s First Qtr: 33.70s Second Qtr: 30.30s Third Qtr: 28.50s Fourth Qtr: 28.00s

No Horse	Plc	Mar	800 Posi	400 Posi	Time	3rd Qtr	4th Qtr
5 LINEBACKER	1	0.0m	0.0m (0)	0.0m (0)	2:39.60	28.50s	28.00s
6 ROLLINDOWNTHERI	2	5.7m	14.4m (0)	12.3m (1)	2:40.02	28.34s	27.56s
4 IDOLISED	3	7.5m	4.5m (0)	4.6m (0)	2:40.15	28.50s	28.23s
1 CULLEN STAR	4	9.0m	9.9m (0)	8.8m (0)	2:40.26	28.42s	28.04s
8 SUNPATRA	5	18.3m	18.9m (0)	17.1m (0)	2:40.95	28.36s	28.15s
3 SULPHUR CREEK	6	120.9m	33.3m (0)	33.0m (0)	2:48.50	28.46s	34.58s

Finish Position and metres gained from 800m





Home of PJ Harness Analyser

Want to know how successful PJ Harness Analyser is?
Click here for regular updates

www.pjdata.com.au
 admin@pjdata.com.au
 www.facebook.com/PJHarnessRacing

