


# Gloucester Park Race 1 Distance 2130m

Friday, 9 September 2022

Gross Time: 2:34.90 MileRate: 1:57.00 LeadTime: 37.80s First Qtr: 30.50s Second Qtr: 30.20s Third Qtr: 28.20s Fourth Qtr: 28.20s

No Horse	Plc	Mar	800 Posi	400 Posi	Time	3rd Qtr	4th Qtr
5 MARKHAM EYRE	1	0.0m	4.9m (1)	4.6m (1)	2:34.90	28.18s	27.88s
1 ZAZU	2	3.4m	0.0m (0)	0.0m (0)	2:35.15	28.20s	28.45s
10 HES UNDER WRAPS	3	7.0m	4.6m (0)	4.6m (0)	2:35.42	28.20s	28.40s
8 JETT STAR	4	7.8m	0.6m (1)	0.6m (1)	2:35.48	28.20s	28.74s
2 PELIGROSO	5	8.6m	8.9m (1)	8.3m (2)	2:35.54	28.16s	28.25s
6 ILLAWONG MUSTAN	6	9.9m	12.8m (1)	12.6m (1)	2:35.63	28.18s	28.05s
3 WOODLEA RAGNAR	7	11.5m	12.8m (0)	11.4m (0)	2:35.75	28.10s	28.25s
11 MASTER PUBLISHER	8	12.4m	8.9m (0)	8.6m (1)	2:35.82	28.18s	28.52s
9 IM SPIDERMAN	9	12.5m	20.8m (0)	19.4m (0)	2:35.83	28.10s	27.77s
7 JUSTLIKE TURBO	10	13.5m	17.1m (1)	16.6m (1)	2:35.90	28.16s	28.04s
4 LA SULEIMAN	11	16.0m	16.8m (0)	15.4m (0)	2:36.09	28.10s	28.31s

Finish Position and metres gained from 800m





### Home of PJ Harness Analyser

Want to know how successful PJ Harness Analyser is?  
[Click here for regular updates](#)



[www.pjdata.com.au](http://www.pjdata.com.au)   
 [admin@pjdata.com.au](mailto:admin@pjdata.com.au)   
 [www.facebook.com/PJHarnessRacing](https://www.facebook.com/PJHarnessRacing)


# Gloucester Park Race 2 Distance 2130m

Friday, 9 September 2022

Gross Time: 2:34.20 MileRate: 1:56.50 LeadTime: 37.70s First Qtr: 29.40s Second Qtr: 30.10s Third Qtr: 28.60s Fourth Qtr: 28.40s

No Horse	Plc	Mar	800 Posi	400 Posi	Time	3rd Qtr	4th Qtr
1 WITHOUTHETUH	1	0.0m	0.0m (0)	0.0m (0)	2:34.20	28.60s	28.40s
4 DOC HOLLIDAY	2	0.4m	2.3m (1)	1.2m (1)	2:34.23	28.52s	28.35s
10 ARMA EINSTEIN	3	1.3m	4.5m (0)	4.5m (0)	2:34.30	28.60s	28.18s
3 RUPERT OF LINCOLN	4	1.8m	6.8m (1)	5.4m (1)	2:34.33	28.50s	28.15s
2 POWER AND GRACE	5	4.0m	10.7m (1)	9.4m (1)	2:34.50	28.50s	28.04s
7 JOE WITH THE FLOW	6	5.1m	12.4m (0)	12.1m (0)	2:34.58	28.58s	27.92s
11 WHATABRO	7	5.5m	8.7m (0)	8.5m (0)	2:34.61	28.58s	28.21s
12 FANCI A DANCE	8	7.9m	14.6m (1)	12.2m (2)	2:34.79	28.42s	28.13s
8 WHOSWHOINTHEZO	9	9.1m	16.3m (0)	16.4m (1)	2:34.88	28.60s	27.92s
9 SAHARA STORM	10	9.1m	20.8m (0)	20.6m (0)	2:34.88	28.58s	27.62s
5 MEDIEVAL MAN	11	17.4m	18.6m (1)	17.9m (2)	2:35.50	28.54s	28.43s

## Finish Position and metres gained from 800m





### Home of PJ Harness Analyser

Want to know how successful PJ Harness Analyser is?  
 Click here for regular updates

[www.pjdata.com.au](http://www.pjdata.com.au)  
 [admin@pjdata.com.au](mailto:admin@pjdata.com.au)  
 [www.facebook.com/PJHarnessRacing](https://www.facebook.com/PJHarnessRacing)



RISE Digital, Harness Racing Australia nor the provider accepts any responsibility for the completeness or accuracy of any of the information contained herein, and makes no representations about its suitability for any particular purpose. Users should make their own judgements about those matters and/or seek independent advice. You assume all risks associated with use of data provided on this page


# Gloucester Park Race 3 Distance 2130m

Friday, 9 September 2022

Gross Time: 2:34.20 MileRate: 1:56.50 LeadTime: 36.30s First Qtr: 31.60s Second Qtr: 29.70s Third Qtr: 27.40s Fourth Qtr: 29.10s

No Horse	Plc	Mar	800 Posi	400 Posi	Time	3rd Qtr	4th Qtr
5 JASPERVELLABEACH	1	0.0m	0.0m (0)	2.0m (0)	2:34.20	27.54s	28.96s
8 EUPHORIA	2	3.3m	4.7m (1)	5.1m (1)	2:34.45	27.44s	28.99s
6 MIRRAGON	3	5.8m	0.0m (1)	0.0m (1)	2:34.64	27.40s	29.54s
2 THE KRAKEN	4	6.1m	8.8m (0)	10.0m (1)	2:34.67	27.50s	28.87s
3 DISCO UNDER FIRE	5	9.8m	9.4m (1)	11.4m (2)	2:34.95	27.56s	29.05s
1 AL GUERRERO	6	10.5m	4.4m (0)	7.7m (0)	2:35.00	27.64s	29.36s
11 ROCK ME OVER	7	13.1m	17.6m (0)	17.9m (0)	2:35.20	27.46s	28.84s
10 GOOD TIMES AHEAD	8	15.3m	13.5m (0)	14.2m (0)	2:35.37	27.48s	29.27s
7 MACHLANI	9	16.8m	13.5m (1)	16.5m (1)	2:35.48	27.64s	29.22s
9 TUAS DELIGHT	10	19.0m	23.8m (0)	23.3m (0)	2:35.65	27.42s	28.91s
4 NUCLEAR POKER	11	25.0m	29.4m (0)	29.6m (0)	2:36.11	27.48s	28.93s

Finish Position and metres gained from 800m





## Home of PJ Harness Analyser

Want to know how successful PJ Harness Analyser is?

Click here for regular updates

[www.pjdata.com.au](http://www.pjdata.com.au)   
 [admin@pjdata.com.au](mailto:admin@pjdata.com.au)   
 [www.facebook.com/PJHarnessRacing](https://www.facebook.com/PJHarnessRacing)



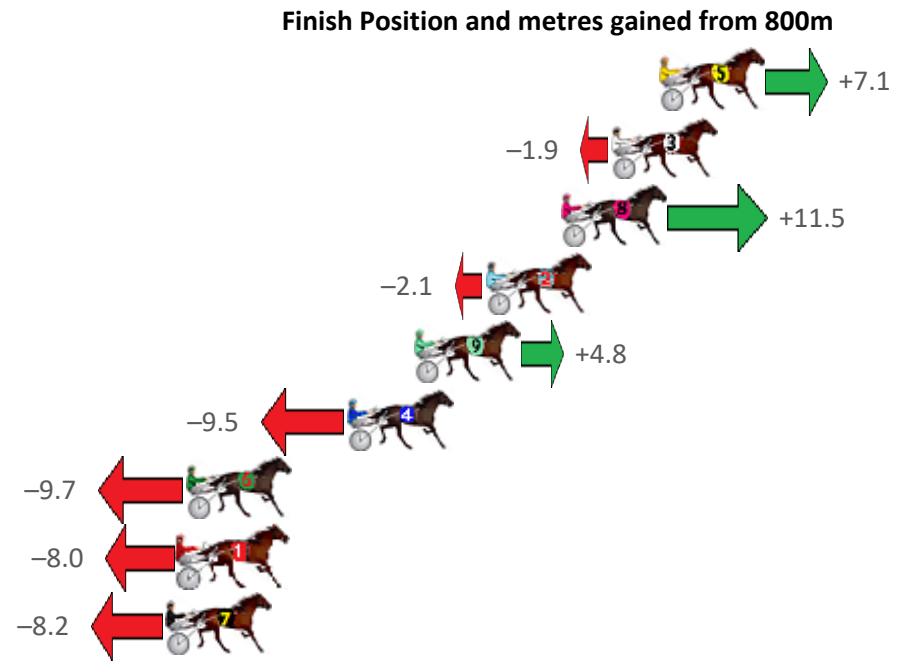
RISE Digital, Harness Racing Australia nor the provider accepts any responsibility for the completeness or accuracy of any of the information contained herein, and makes no representations about its suitability for any particular purpose. Users should make their own judgements about those matters and/or seek independent advice. You assume all risks associated with use of data provided on this page

# Gloucester Park Race 4 Distance 2130m

Friday, 9 September 2022

Gross Time: 2:35.50 MileRate: 1:57.50 LeadTime: 37.60s First Qtr: 30.30s Second Qtr: 28.30s Third Qtr: 29.60s Fourth Qtr: 29.70s

No Horse	Plc	Mar	800 Posi	400 Posi	Time	3rd Qtr	4th Qtr
5 BOORAA	1	0.0m	7.1m (1)	6.3m (2)	2:35.50	29.56s	29.24s
3 AMERICAN ARMA	2	1.9m	0.0m (0)	0.0m (0)	2:35.65	29.60s	29.85s
8 STAR OF DIAMONDS	3	3.9m	15.4m (1)	15.2m (1)	2:35.80	29.64s	28.88s
2 LIBBA RACY	4	6.9m	4.8m (0)	4.4m (0)	2:36.04	29.58s	29.92s
9 MISS LAMARR	5	9.7m	14.5m (0)	12.2m (0)	2:36.25	29.48s	29.55s
4 PLATINUM SPARKLE	6	12.4m	2.9m (1)	3.6m (1)	2:36.47	29.66s	30.40s
6 PATRIKIAR	7	18.8m	9.1m (0)	8.4m (0)	2:36.96	29.58s	30.54s
1 ANGEL IN WHITE	8	19.1m	11.1m (2)	14.7m (2)	2:36.99	29.90s	30.10s
7 PUREST SILK	9	19.6m	11.4m (1)	11.2m (1)	2:37.03	29.62s	30.40s





**Home of PJ Harness Analyser**  
**Want to know how successful PJ Harness Analyser is?**  
**Click here for regular updates**

[www.pjdata.com.au](http://www.pjdata.com.au)   
 [admin@pjdata.com.au](mailto:admin@pjdata.com.au)   
 [www.facebook.com/PJHarnessRacing](https://www.facebook.com/PJHarnessRacing)



RISE Digital, Harness Racing Australia nor the provider accepts any responsibility for the completeness or accuracy of any of the information contained herein, and makes no representations about its suitability for any particular purpose. Users should make their own judgements about those matters and/or seek independent advice. You assume all risks associated with use of data provided on this page

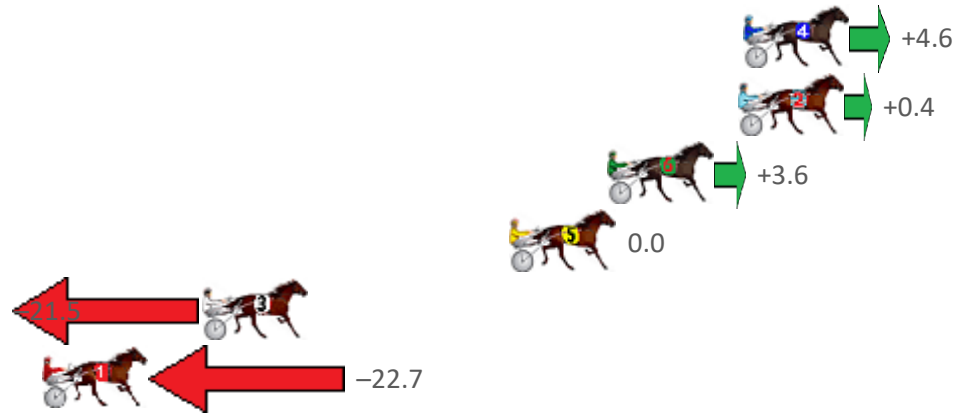
# Gloucester Park Race 5 Distance 2130m

Friday, 9 September 2022

Gross Time: 2:31.70 MileRate: 1:54.60 LeadTime: 37.00s First Qtr: 29.50s Second Qtr: 29.20s Third Qtr: 27.80s Fourth Qtr: 28.20s

No Horse	Plc	Mar	800 Posi	400 Posi	Time	3rd Qtr	4th Qtr
4 LAVRA JOE	1	0.0m	4.6m (1)	2.1m (2)	2:31.70	27.62s	28.06s
2 HAMPTON BANNER	2	0.2m	0.6m (0)	0.0m (0)	2:31.71	27.76s	28.21s
6 MINSTREL	3	5.4m	9.0m (1)	6.7m (2)	2:32.10	27.64s	28.14s
5 MIRACLE MOOSE	4	9.3m	9.3m (0)	9.2m (0)	2:32.39	27.80s	28.25s
3 VULTAN TIN	5	21.5m	0.0m (1)	5.5m (1)	2:33.29	28.18s	29.41s
1 OHOKA TITAN	6	27.9m	5.2m (0)	5.2m (0)	2:33.77	27.80s	29.91s

Finish Position and metres gained from 800m





### Home of PJ Harness Analyser

Want to know how successful PJ Harness Analyser is?  
[Click here for regular updates](#)

[www.pjdata.com.au](http://www.pjdata.com.au)   
 [admin@pjdata.com.au](mailto:admin@pjdata.com.au)   
 [www.facebook.com/PJHarnessRacing](https://www.facebook.com/PJHarnessRacing)



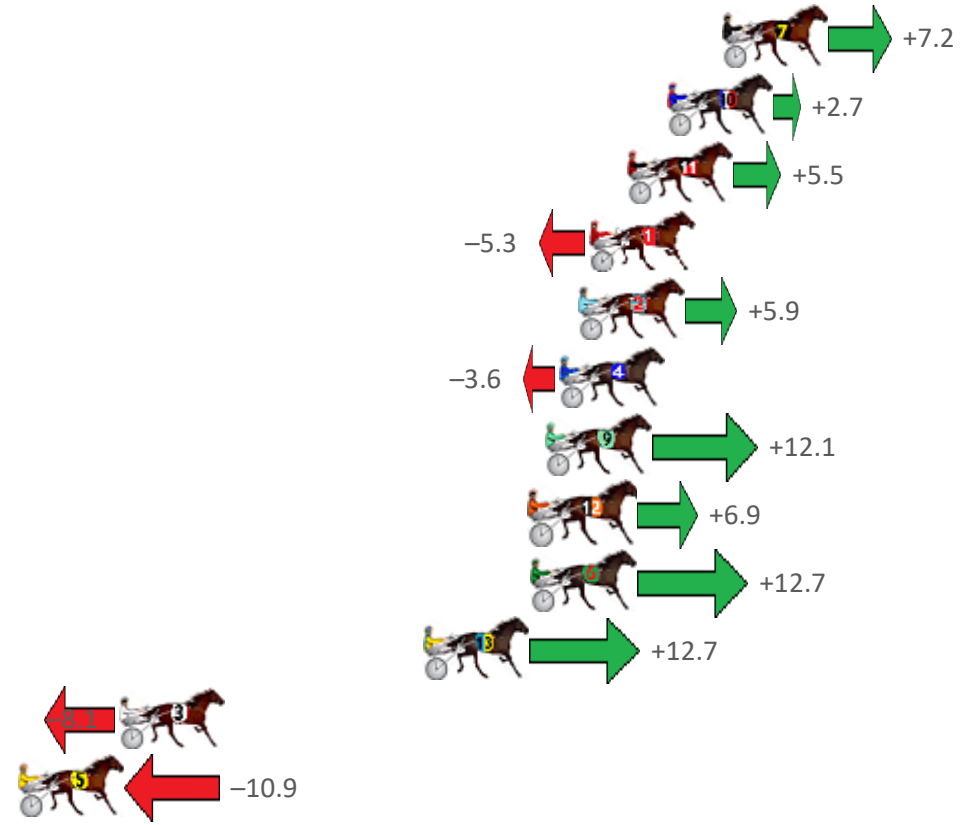
# Gloucester Park Race 6 Distance 2130m

Friday, 9 September 2022

Gross Time: 2:33.80 MileRate: 1:56.20 LeadTime: 37.90s First Qtr: 30.10s Second Qtr: 29.20s Third Qtr: 27.80s Fourth Qtr: 28.80s

No Horse	Plc	Mar	800 Posi	400 Posi	Time	3rd Qtr	4th Qtr
7 TRICKY MIKI	1	0.0m	7.2m (1)	8.0m (1)	2:33.80	27.86s	28.24s
10 LOUCID DREAMS	2	2.2m	4.9m (0)	4.3m (0)	2:33.97	27.76s	28.67s
11 WHOS THE DAD	3	3.8m	9.3m (0)	8.3m (0)	2:34.09	27.74s	28.51s
1 GOODFELLAZ	4	5.3m	0.0m (0)	0.0m (0)	2:34.20	27.80s	29.20s
2 FLOEWRIER	5	5.7m	11.6m (1)	11.7m (1)	2:34.23	27.82s	28.41s
4 THE MIKI TAKER	6	6.5m	2.9m (1)	3.7m (1)	2:34.29	27.86s	29.03s
9 MAUNGATAHI	7	7.0m	19.1m (0)	16.2m (0)	2:34.33	27.62s	28.19s
12 WHATARETHEODDS	8	7.6m	14.5m (0)	11.9m (0)	2:34.37	27.64s	28.53s
6 ROCK ON TOP	9	7.6m	20.3m (1)	19.7m (1)	2:34.37	27.78s	27.99s
13 HIGH PRICE	10	11.9m	24.6m (0)	19.6m (0)	2:34.70	27.48s	28.32s
3 ARMA XFACTOR	11	24.0m	15.9m (1)	15.7m (1)	2:35.61	27.80s	29.51s
5 SWINGBAND	12	37.5m	26.6m (1)	17.7m (2)	2:36.63	27.20s	30.39s

## Finish Position and metres gained from 800m





### Home of PJ Harness Analyser

Want to know how successful PJ Harness Analyser is?  
[Click here for regular updates](#)

[www.pjdata.com.au](http://www.pjdata.com.au)   
 [admin@pjdata.com.au](mailto:admin@pjdata.com.au)   
 [www.facebook.com/PJHarnessRacing](https://www.facebook.com/PJHarnessRacing)



RISE Digital, Harness Racing Australia nor the provider accepts any responsibility for the completeness or accuracy of any of the information contained herein, and makes no representations about its suitability for any particular purpose. Users should make their own judgements about those matters and/or seek independent advice. You assume all risks associated with use of data provided on this page


# Gloucester Park Race 7 Distance 2130m

Friday, 9 September 2022

Gross Time: 2:33.60 MileRate: 1:56.00 LeadTime: 36.70s First Qtr: 29.20s Second Qtr: 30.60s Third Qtr: 29.00s Fourth Qtr: 28.10s

No Horse	Plc	Mar	800 Posi	400 Posi	Time	3rd Qtr	4th Qtr
10 WONDERFUL TO FLY	1	0.0m	0.0m (0)	0.0m (0)	2:33.60	29.00s	28.10s
5 LITTLE DARLING	2	10.1m	4.2m (1)	2.9m (1)	2:34.35	28.90s	28.64s
11 DONTBESILLYCHILLI	3	11.0m	13.0m (1)	10.7m (1)	2:34.41	28.82s	28.15s
6 SOVRANA	4	12.8m	17.2m (1)	14.7m (1)	2:34.55	28.80s	28.00s
12 QUEENINTHECORNE	5	15.8m	8.6m (1)	6.8m (1)	2:34.77	28.86s	28.78s
3 CHAMPAGNE EVERY	6	16.3m	8.9m (0)	9.0m (0)	2:34.80	29.00s	28.66s
8 TAKING THE MIKI	7	18.7m	21.9m (1)	18.6m (1)	2:34.98	28.74s	28.16s
7 SEE THE WORLD	8	23.6m	21.6m (0)	21.7m (0)	2:35.34	28.98s	28.30s
9 MISS SASSY	9	24.8m	26.4m (0)	22.6m (1)	2:35.43	28.70s	28.33s
2 FREE WHEELING	10	28.1m	4.4m (0)	5.1m (0)	2:35.68	29.04s	29.82s
4 ELSAMAY	11	29.8m	17.5m (0)	17.2m (0)	2:35.80	28.96s	29.08s
1 PRECOCIOUS LADY	12	33.5m	12.8m (0)	13.0m (0)	2:36.07	29.00s	29.65s

Finish Position and metres gained from 800m





### Home of PJ Harness Analyser

Want to know how successful PJ Harness Analyser is?  
[Click here for regular updates](#)

[www.pjdata.com.au](http://www.pjdata.com.au)   
 [admin@pjdata.com.au](mailto:admin@pjdata.com.au)   
 [www.facebook.com/PJHarnessRacing](https://www.facebook.com/PJHarnessRacing)



RISE Digital, Harness Racing Australia nor the provider accepts any responsibility for the completeness or accuracy of any of the information contained herein, and makes no representations about its suitability for any particular purpose. Users should make their own judgements about those matters and/or seek independent advice. You assume all risks associated with use of data provided on this page

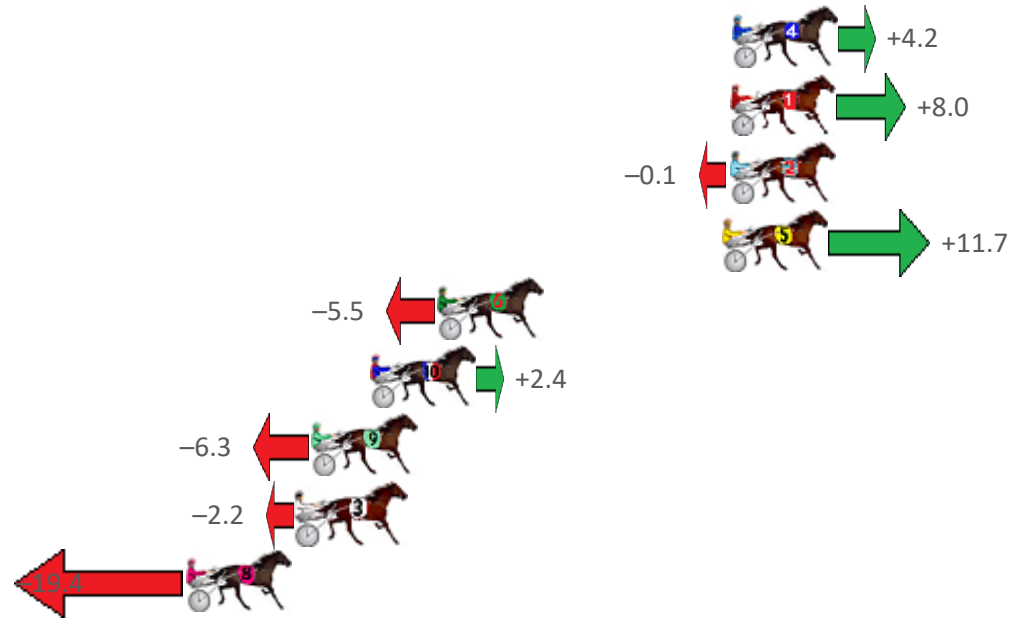
# Gloucester Park Race 8 Distance 2503m

Friday, 9 September 2022

Gross Time: 3:08.10 MileRate: 2:00.40 LeadTime: 70.00s First Qtr: 30.80s Second Qtr: 29.90s Third Qtr: 28.70s Fourth Qtr: 28.70s

No Horse	Plc	Mar	800 Posi	400 Posi	Time	3rd Qtr	4th Qtr
4 GEE SMITH	1	0.0m	4.2m (0)	3.9m (0)	3:08.10	28.68s	28.42s
1 JOEY JAMES	2	0.1m	8.1m (0)	7.6m (0)	3:08.11	28.66s	28.17s
2 DEEORSE	3	0.1m	0.0m (0)	0.0m (0)	3:08.11	28.70s	28.71s
5 REBEL WITH A GRIN	4	0.4m	12.1m (0)	11.5m (0)	3:08.13	28.66s	27.91s
6 MASTER YOSSI	5	11.7m	6.2m (1)	5.9m (1)	3:08.98	28.68s	29.16s
10 TWOANDAHALF TIG	6	14.4m	16.8m (0)	16.0m (0)	3:09.19	28.64s	28.65s
9 CAPTURED DELIGHT	7	16.7m	10.4m (1)	11.6m (2)	3:09.36	28.78s	29.13s
3 PONTEVIVO	8	17.3m	15.1m (1)	11.9m (3)	3:09.40	28.47s	29.16s
8 MAJOR MUCHA	9	21.7m	2.3m (1)	10.1m (1)	3:09.74	29.26s	29.61s

## Finish Position and metres gained from 800m





**Home of PJ Harness Analyser**

Want to know how successful PJ Harness Analyser is?  
Click here for regular updates

[www.pjdata.com.au](http://www.pjdata.com.au)  
 [admin@pjdata.com.au](mailto:admin@pjdata.com.au)  
 [www.facebook.com/PJHarnessRacing](https://www.facebook.com/PJHarnessRacing)



RISE Digital, Harness Racing Australia nor the provider accepts any responsibility for the completeness or accuracy of any of the information contained herein, and makes no representations about its suitability for any particular purpose. Users should make their own judgements about those matters and/or seek independent advice. You assume all risks associated with use of data provided on this page



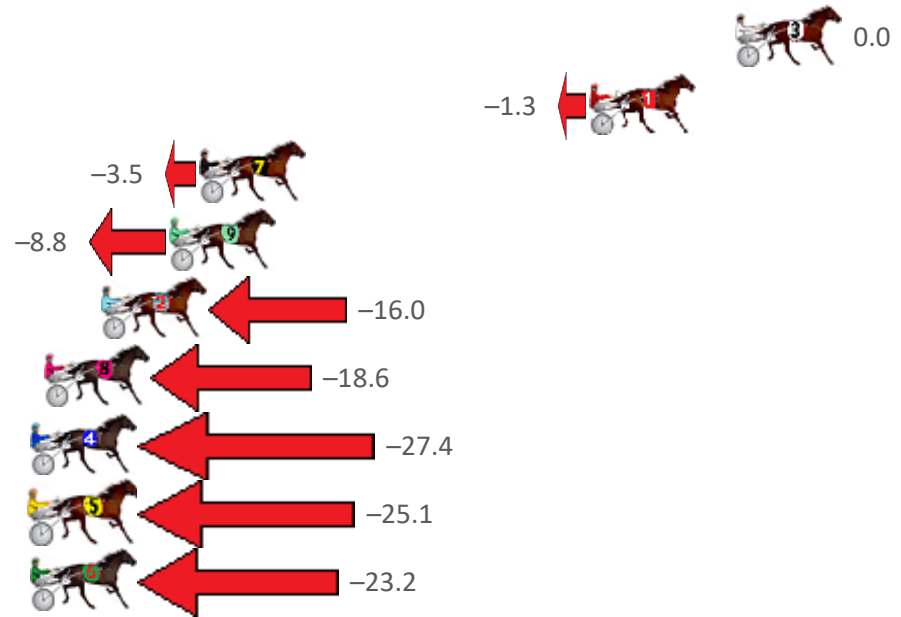
# Gloucester Park Race 9 Distance 2130m

Friday, 9 September 2022

Gross Time: 2:35.00 MileRate: 1:57.10 LeadTime: 35.00s First Qtr: 31.50s Second Qtr: 31.70s Third Qtr: 28.90s Fourth Qtr: 27.90s

No Horse	Plc	Mar	800 Posi	400 Posi	Time	3rd Qtr	4th Qtr
3 IM THE BLACK FLASH	1	0.0m	0.0m (0)	0.0m (0)	2:35.00	28.90s	27.90s
1 HEZ ALL THE RAGE	2	5.8m	4.5m (0)	4.8m (0)	2:35.43	28.92s	27.99s
7 ROCKOKOKO	3	21.3m	17.8m (2)	12.2m (2)	2:36.56	28.48s	28.60s
9 ROLLING FIRE	4	22.5m	13.7m (2)	8.3m (2)	2:36.65	28.50s	28.97s
2 STAPLETON	5	25.2m	9.2m (0)	11.6m (0)	2:36.85	29.06s	28.93s
8 HES NEVER BEEN BE	6	27.5m	8.9m (1)	14.5m (1)	2:37.02	29.28s	28.90s
4 SOHO CONFIDENTIA	7	31.9m	4.5m (1)	10.2m (1)	2:37.34	29.30s	29.52s
5 LUCAPELO	8	38.5m	13.4m (1)	17.1m (2)	2:37.82	29.14s	29.52s
6 SOHO FIRESTONE	9	40.7m	17.5m (1)	17.9m (3)	2:37.99	28.91s	29.62s

Finish Position and metres gained from 800m





**Home of PJ Harness Analyser**

Want to know how successful PJ Harness Analyser is?  
Click here for regular updates

[www.pjdata.com.au](http://www.pjdata.com.au)   
 [admin@pjdata.com.au](mailto:admin@pjdata.com.au)   
 [www.facebook.com/PJHarnessRacing](https://www.facebook.com/PJHarnessRacing)



RISE Digital, Harness Racing Australia nor the provider accepts any responsibility for the completeness or accuracy of any of the information contained herein, and makes no representations about its suitability for any particular purpose. Users should make their own judgements about those matters and/or seek independent advice. You assume all risks associated with use of data provided on this page

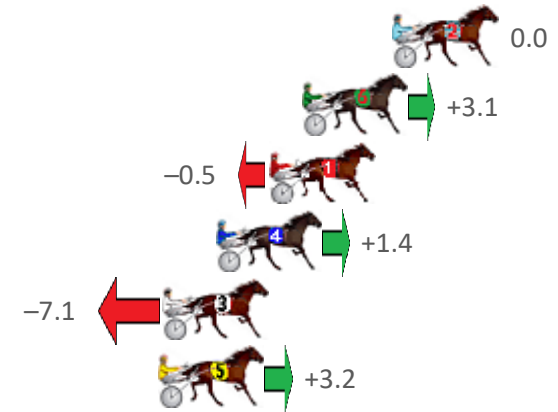
# Gloucester Park Race 10 Distance 2130m

Friday, 9 September 2022

Gross Time: 2:35.70 MileRate: 1:57.60 LeadTime: 39.00s First Qtr: 32.00s Second Qtr: 29.30s Third Qtr: 27.70s Fourth Qtr: 27.70s

No Horse	Plc	Mar	800 Posi	400 Posi	Time	3rd Qtr	4th Qtr
2 PLUTONIUM	1	0.0m	0.0m (0)	0.0m (0)	2:35.70	27.70s	27.70s
6 THE IDEAL TOUCH	2	3.6m	6.7m (1)	6.7m (1)	2:35.96	27.70s	27.50s
1 ALWAYS FAST	3	4.9m	4.4m (0)	4.7m (0)	2:36.06	27.72s	27.74s
4 JAMES BUTT	4	7.0m	8.4m (0)	8.7m (0)	2:36.21	27.72s	27.61s
3 HANDSANDWHEELS	5	9.1m	2.0m (1)	2.7m (1)	2:36.36	27.74s	28.18s
5 ALTA RHETT	6	9.3m	12.5m (0)	14.0m (0)	2:36.38	27.80s	27.42s

Finish Position and metres gained from 800m





**Home of PJ Harness Analyser**

**Want to know how successful PJ Harness Analyser is?**

**Click here for regular updates**

[www.pjdata.com.au](http://www.pjdata.com.au)  
 [admin@pjdata.com.au](mailto:admin@pjdata.com.au)  
 [www.facebook.com/PJHarnessRacing](https://www.facebook.com/PJHarnessRacing)

