

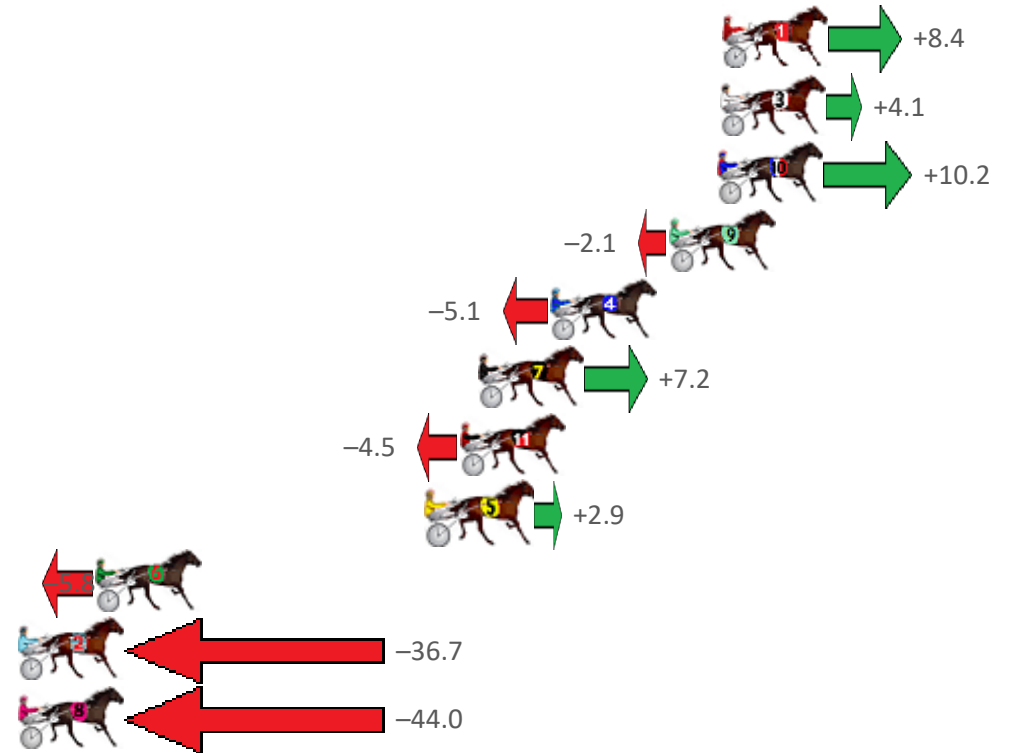
# Gloucester Park Race 1 Distance 2130m

Tuesday, 13 September 2022

Gross Time: 2:37.70 MileRate: 1:59.10 LeadTime: 38.80s First Qtr: 30.50s Second Qtr: 29.90s Third Qtr: 28.60s Fourth Qtr: 29.90s

No Horse	Plc	Mar	800 Posi	400 Posi	Time	3rd Qtr	4th Qtr
1 PATH OF GOLD	1	0.0m	8.4m (0)	8.8m (0)	2:37.70	28.64s	29.26s
3 CHERRY ON THE CAK	2	0.1m	4.2m (0)	4.7m (0)	2:37.71	28.64s	29.57s
10 WALL STREET GIRL	3	0.2m	10.4m (2)	1.7m (2)	2:37.72	27.98s	29.79s
9 TOMLOUS JAMBO	4	2.1m	0.0m (0)	0.0m (0)	2:37.86	28.60s	30.06s
4 SOUFFLE	5	6.8m	1.7m (1)	0.9m (1)	2:38.23	28.54s	30.37s
7 RODGER JAMES	6	9.7m	16.9m (0)	17.6m (1)	2:38.46	28.68s	29.38s
11 BRAMANTE STEPS	7	10.4m	5.9m (1)	6.6m (1)	2:38.51	28.66s	30.23s
5 LETS ROLL THE DICE	8	11.7m	14.6m (1)	11.3m (1)	2:38.62	28.38s	29.99s
6 STELLA MAJOR	9	24.9m	19.1m (1)	18.8m (2)	2:39.65	28.60s	30.49s
2 ASHIMA	10	49.6m	12.9m (0)	18.2m (0)	2:41.59	29.00s	32.47s
8 COUNT MATAI	11	66.0m	22.0m (0)	42.9m (0)	2:42.87	30.16s	31.95s

## Finish Position and metres gained from 800m





**Home of PJ Harness Analyser**

Want to know how successful PJ Harness Analyser is?  
Click here for regular updates

[www.pjdata.com.au](http://www.pjdata.com.au)   
 [admin@pjdata.com.au](mailto:admin@pjdata.com.au)   
 [www.facebook.com/PJHarnessRacing](https://www.facebook.com/PJHarnessRacing)



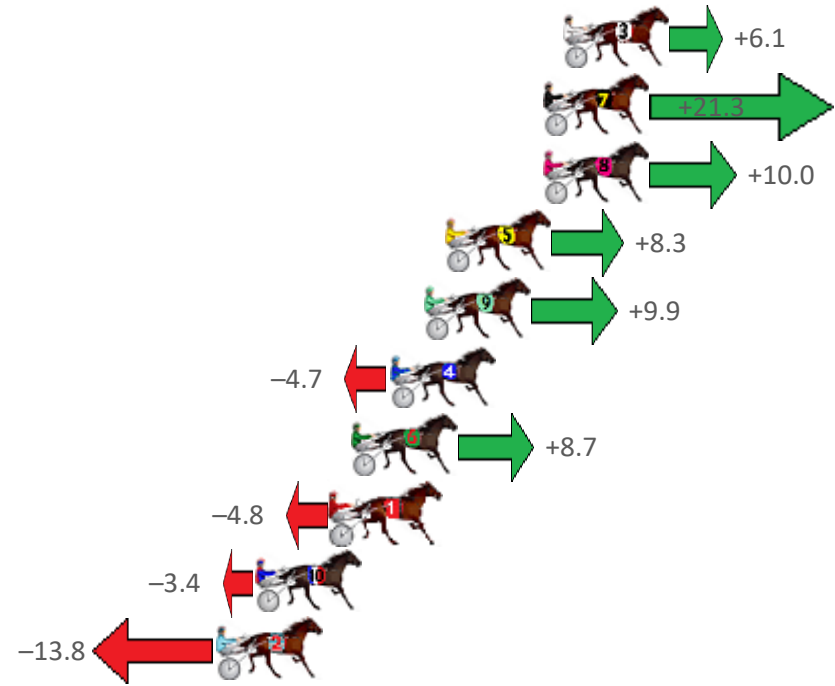
# Gloucester Park Race 2 Distance 2130m

Tuesday, 13 September 2022

Gross Time: 2:38.50 MileRate: 1:59.80 LeadTime: 37.80s First Qtr: 30.70s Second Qtr: 30.60s Third Qtr: 29.20s Fourth Qtr: 30.20s

No Horse	Plc	Mar	800 Posi	400 Posi	Time	3rd Qtr	4th Qtr
3 BLAZIN BEAUTY	1	0.0m	6.1m (1)	4.6m (1)	2:38.50	29.10s	29.86s
7 OUR GLOWING STAR	2	0.8m	22.1m (0)	19.2m (0)	2:38.56	29.02s	28.84s
8 CHAMPAGNE STYLE	3	0.8m	10.8m (1)	7.4m (2)	2:38.56	28.96s	29.72s
5 CARUBA	4	4.7m	13.0m (0)	11.0m (1)	2:38.87	29.07s	29.76s
9 TRINITY BROMAC	5	5.5m	15.4m (1)	12.3m (2)	2:38.93	28.98s	29.73s
4 ICY WINDS	6	6.9m	2.2m (1)	0.8m (1)	2:39.05	29.10s	30.68s
6 HEADLINE ACT	7	8.4m	17.1m (0)	14.9m (0)	2:39.16	29.06s	29.76s
1 SHEHADI	8	9.2m	4.4m (0)	4.1m (0)	2:39.23	29.18s	30.63s
10 JUST FOR LOVE	9	12.2m	8.8m (0)	7.9m (0)	2:39.46	29.14s	30.58s
2 VALHALLA MISS	10	13.8m	0.0m (0)	0.0m (0)	2:39.59	29.20s	31.29s

Finish Position and metres gained from 800m





**Home of PJ Harness Analyser**

Want to know how successful PJ Harness Analyser is?  
Click here for regular updates

[www.pjdata.com.au](http://www.pjdata.com.au)   
 [admin@pjdata.com.au](mailto:admin@pjdata.com.au)   
 [www.facebook.com/PJHarnessRacing](https://www.facebook.com/PJHarnessRacing)



RISE Digital, Harness Racing Australia nor the provider accepts any responsibility for the completeness or accuracy of any of the information contained herein, and makes no representations about its suitability for any particular purpose. Users should make their own judgements about those matters and/or seek independent advice. You assume all risks associated with use of data provided on this page

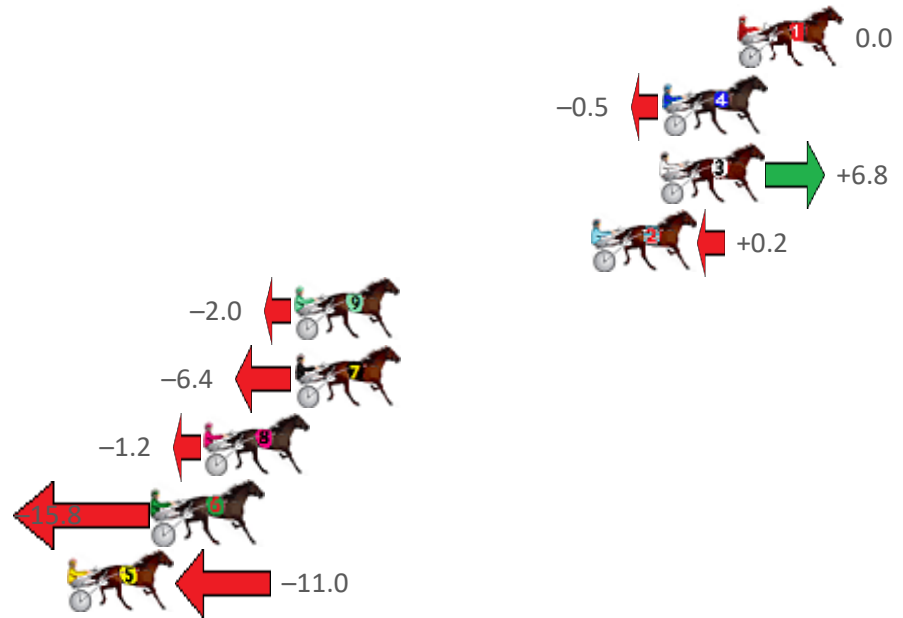
# Gloucester Park Race 3 Distance 2536m

Tuesday, 13 September 2022

Gross Time: 3:10.90 MileRate: 2:01.10 LeadTime: 70.90s First Qtr: 30.60s Second Qtr: 29.40s Third Qtr: 29.60s Fourth Qtr: 30.40s

No Horse	Plc	Mar	800 Posi	400 Posi	Time	3rd Qtr	4th Qtr
1 SPY MAJOR	1	0.0m	0.0m (0)	0.0m (0)	3:10.90	29.60s	30.40s
4 ROCKNROLL WHITBY	2	3.0m	2.5m (1)	4.3m (1)	3:11.14	29.74s	30.32s
3 ROCKINTHEBOX	3	3.1m	9.9m (0)	11.5m (0)	3:11.15	29.74s	29.79s
2 CAVALRY CALL	4	5.8m	6.0m (0)	7.3m (0)	3:11.36	29.70s	30.32s
9 OUR SURROGATE	5	17.6m	15.6m (1)	14.0m (2)	3:12.30	29.50s	30.76s
7 RAGING ROMEO	6	17.6m	11.2m (1)	7.6m (2)	3:12.30	29.34s	31.24s
8 AMERICAN ROCK	7	21.2m	20.0m (0)	20.7m (0)	3:12.59	29.68s	30.55s
6 BELONERO	8	23.2m	7.4m (1)	12.6m (1)	3:12.75	30.00s	31.30s
5 JUSTA REACTION	9	26.6m	15.6m (0)	16.1m (0)	3:13.02	29.66s	31.32s

Finish Position and metres gained from 800m





**Home of PJ Harness Analyser**

**Want to know how successful PJ Harness Analyser is?**

**Click here for regular updates**

[www.pjdata.com.au](http://www.pjdata.com.au)   
 [admin@pjdata.com.au](mailto:admin@pjdata.com.au)   
 [www.facebook.com/PJHarnessRacing](https://www.facebook.com/PJHarnessRacing)



RISE Digital, Harness Racing Australia nor the provider accepts any responsibility for the completeness or accuracy of any of the information contained herein, and makes no representations about its suitability for any particular purpose. Users should make their own judgements about those matters and/or seek independent advice. You assume all risks associated with use of data provided on this page

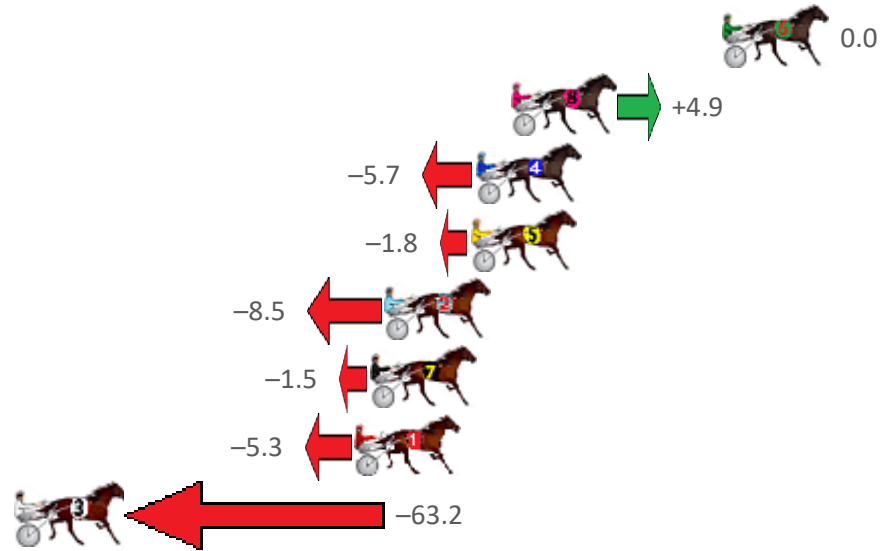
# Gloucester Park Race 4 Distance 2536m

Tuesday, 13 September 2022

Gross Time: 3:08.20 MileRate: 1:59.40 LeadTime: 67.70s First Qtr: 30.20s Second Qtr: 29.60s Third Qtr: 30.80s Fourth Qtr: 29.90s

No Horse	Plc	Mar	800 Posi	400 Posi	Time	3rd Qtr	4th Qtr
6 IFEEL SIKDARL	1	0.0m	0.0m (1)	0.0m (1)	3:08.20	30.80s	29.90s
8 STRIKE MASTER	2	8.4m	13.3m (0)	15.6m (0)	3:08.86	31.00s	29.38s
4 SKIPPYS DELIGHT	3	9.8m	4.1m (1)	4.0m (1)	3:08.97	30.80s	30.37s
5 ALLWOOD WIZARD	4	10.0m	8.2m (1)	6.1m (2)	3:08.98	30.66s	30.22s
2 SONIC CHIP	5	13.4m	4.9m (0)	7.7m (0)	3:09.25	31.02s	30.37s
7 TENACIOUS GEORGE	6	14.0m	12.5m (1)	10.4m (2)	3:09.30	30.66s	30.21s
1 BOSTON ROB	7	14.6m	9.3m (0)	11.1m (1)	3:09.34	30.96s	30.20s
3 AINSWORTH	8	63.2m	0.0m (0)	2.6m (0)	3:13.15	31.00s	34.65s

Finish Position and metres gained from 800m





**Home of PJ Harness Analyser**

Want to know how successful PJ Harness Analyser is?  
Click here for regular updates

[www.pjdata.com.au](http://www.pjdata.com.au)   
 [admin@pjdata.com.au](mailto:admin@pjdata.com.au)   
 [www.facebook.com/PJHarnessRacing](https://www.facebook.com/PJHarnessRacing)



RISE Digital, Harness Racing Australia nor the provider accepts any responsibility for the completeness or accuracy of any of the information contained herein, and makes no representations about its suitability for any particular purpose. Users should make their own judgements about those matters and/or seek independent advice. You assume all risks associated with use of data provided on this page

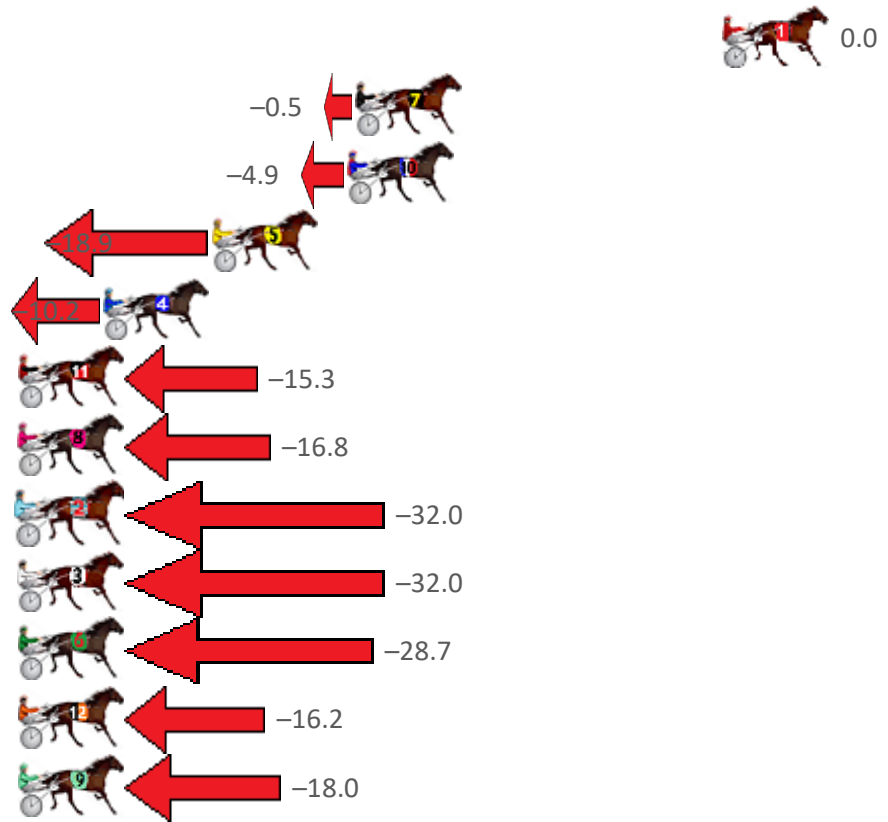
# Gloucester Park Race 5 Distance 2130m

Tuesday, 13 September 2022

Gross Time: 2:34.00 MileRate: 1:56.40 LeadTime: 37.00s First Qtr: 29.60s Second Qtr: 29.70s Third Qtr: 29.10s Fourth Qtr: 28.60s

No Horse	Plc	Mar	800 Posi	400 Posi	Time	3rd Qtr	4th Qtr
1 MISS MUCHO	1	0.0m	0.0m (0)	0.0m (0)	2:34.00	29.10s	28.60s
7 JAGARA	2	14.6m	14.1m (1)	9.6m (3)	2:35.10	28.77s	29.01s
10 DESTINED TO RULE	3	14.9m	10.0m (0)	13.4m (1)	2:35.12	29.34s	28.76s
5 VINTAGE BLU	4	20.3m	1.4m (1)	7.3m (0)	2:35.52	29.52s	29.60s
4 ROCKMENOW	5	24.6m	14.4m (0)	18.2m (1)	2:35.85	29.36s	29.15s
11 AUSSIE EDITION	6	34.1m	18.8m (0)	22.9m (0)	2:36.56	29.38s	29.52s
8 SAMEPLACE SAMETI	7	35.1m	18.3m (1)	21.0m (2)	2:36.64	29.28s	29.73s
2 BILLY MACK	8	37.5m	5.5m (0)	14.0m (0)	2:36.82	29.70s	30.42s
3 BEYOND BLING	9	38.4m	6.4m (1)	12.6m (2)	2:36.88	29.54s	30.58s
6 TROOPINGOFTHECO	10	38.9m	10.2m (1)	15.4m (3)	2:36.92	29.47s	30.42s
12 EUSTON FLYER	11	39.7m	23.5m (0)	28.7m (0)	2:36.98	29.46s	29.52s
9 EUPHORIC MOMENT	12	40.4m	22.4m (1)	26.0m (1)	2:37.03	29.34s	29.77s

Finish Position and metres gained from 800m





### Home of PJ Harness Analyser

Want to know how successful PJ Harness Analyser is?  
[Click here for regular updates](#)



[www.pjdata.com.au](http://www.pjdata.com.au)   
 [admin@pjdata.com.au](mailto:admin@pjdata.com.au)   
 [www.facebook.com/PJHarnessRacing](https://www.facebook.com/PJHarnessRacing)

RISE Digital, Harness Racing Australia nor the provider accepts any responsibility for the completeness or accuracy of any of the information contained herein, and makes no representations about its suitability for any particular purpose. Users should make their own judgements about those matters and/or seek independent advice. You assume all risks associated with use of data provided on this page

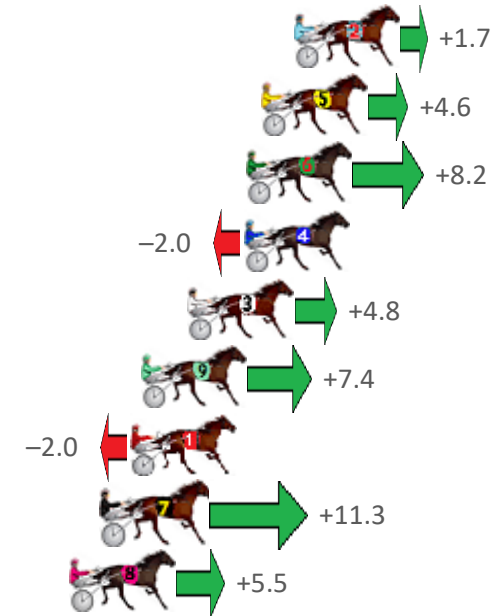
# Gloucester Park Race 6 Distance 2536m

Tuesday, 13 September 2022

Gross Time: 3:13.90 MileRate: 2:03.00 LeadTime: 72.40s First Qtr: 32.10s Second Qtr: 31.50s Third Qtr: 28.60s Fourth Qtr: 29.30s

No Horse	Plc	Mar	800 Posi	400 Posi	Time	3rd Qtr	4th Qtr
2 MISTER FORTUNIA	1	0.0m	1.7m (1)	2.0m (1)	3:13.90	28.62s	29.16s
5 JILLIBY JAKE	2	1.3m	5.9m (1)	6.2m (1)	3:14.00	28.62s	28.96s
6 LIBBA RACY	3	1.9m	10.1m (1)	10.0m (1)	3:14.05	28.60s	28.72s
4 HEZA HEAD HONCH	4	2.0m	0.0m (0)	0.0m (0)	3:14.05	28.60s	29.45s
3 TRITTRITTBANGBAN	5	4.2m	9.0m (0)	8.3m (0)	3:14.22	28.56s	29.02s
9 MISTER ARDEE	6	6.1m	13.5m (0)	12.2m (0)	3:14.37	28.52s	28.89s
1 FOVEAUX MAJOR	7	6.5m	4.5m (0)	4.5m (0)	3:14.40	28.60s	29.48s
7 THE NOTORIOUS ON	8	7.6m	18.9m (1)	13.9m (1)	3:14.48	28.26s	28.88s
8 TRIPLE BRIE	9	8.9m	14.4m (1)	11.5m (2)	3:14.58	28.40s	29.16s

## Finish Position and metres gained from 800m





### Home of PJ Harness Analyser

Want to know how successful PJ Harness Analyser is?  
[Click here for regular updates](#)

[www.pjdata.com.au](http://www.pjdata.com.au)   
 [admin@pjdata.com.au](mailto:admin@pjdata.com.au)   
 [www.facebook.com/PJHarnessRacing](https://www.facebook.com/PJHarnessRacing)



RISE Digital, Harness Racing Australia nor the provider accepts any responsibility for the completeness or accuracy of any of the information contained herein, and makes no representations about its suitability for any particular purpose. Users should make their own judgements about those matters and/or seek independent advice. You assume all risks associated with use of data provided on this page


# Gloucester Park Race 7 Distance 2536m

Tuesday, 13 September 2022

Gross Time: 3:15.30 MileRate: 2:03.90 LeadTime: 75.20s First Qtr: 32.10s Second Qtr: 30.60s Third Qtr: 28.50s Fourth Qtr: 28.90s

No Horse	Plc	Mar	800 Posi	400 Posi	Time	3rd Qtr	4th Qtr
1 STAR ARMBRO	1	0.0m	0.0m (0)	0.0m (0)	3:15.30	28.50s	28.90s
10 TEPELO STAR	2	7.9m	4.2m (0)	4.2m (0)	3:15.90	28.50s	29.20s
3 NAME IN LIGHTS	3	10.2m	5.9m (1)	8.4m (1)	3:16.07	28.68s	29.07s
8 SEEKNYOUSHALLFIN	4	11.3m	16.4m (0)	16.3m (0)	3:16.16	28.50s	28.60s
6 FIREPLAY	5	12.1m	8.5m (0)	8.1m (0)	3:16.22	28.48s	29.24s
4 IAM LAMBROS	6	13.0m	10.2m (1)	12.1m (1)	3:16.29	28.64s	29.02s
7 DYNAMITE BEACH	7	13.7m	12.4m (0)	12.1m (0)	3:16.34	28.48s	29.08s
5 BETTOR MY DREAMZ	8	20.7m	1.4m (1)	4.2m (1)	3:16.87	28.70s	30.17s

Finish Position and metres gained from 800m





**Home of PJ Harness Analyser**

**Want to know how successful PJ Harness Analyser is?**

**Click here for regular updates**

[www.pjdata.com.au](http://www.pjdata.com.au)  
 [admin@pjdata.com.au](mailto:admin@pjdata.com.au)  
 [www.facebook.com/PJHarnessRacing](https://www.facebook.com/PJHarnessRacing)



RISE Digital, Harness Racing Australia nor the provider accepts any responsibility for the completeness or accuracy of any of the information contained herein, and makes no representations about its suitability for any particular purpose. Users should make their own judgements about those matters and/or seek independent advice. You assume all risks associated with use of data provided on this page

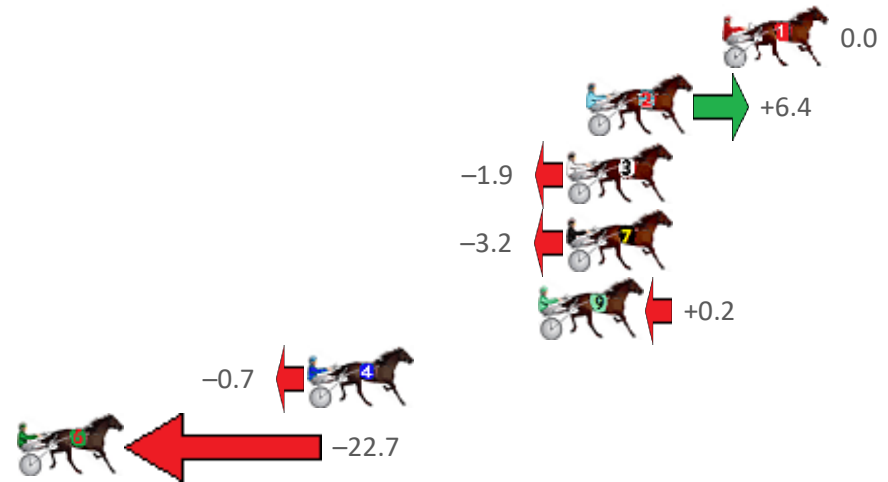
# Gloucester Park Race 8 Distance 2503m

Tuesday, 13 September 2022

Gross Time: 3:19.50 MileRate: 2:07.80 LeadTime: 76.90s First Qtr: 32.00s Second Qtr: 31.00s Third Qtr: 30.00s Fourth Qtr: 29.60s

No Horse	Plc	Mar	800 Posi	400 Posi	Time	3rd Qtr	4th Qtr
1 NICKYS SON	1	0.0m	0.0m (0)	0.0m (0)	3:19.50	30.00s	29.60s
2 LUCKY CHARM	2	5.4m	11.8m (1)	10.8m (1)	3:19.92	29.92s	29.22s
3 BETTY BOOTZ OFF	3	6.2m	4.3m (0)	5.7m (0)	3:19.98	30.10s	29.66s
7 PAPA RAZZI	3	6.2m	3.0m (1)	4.4m (1)	3:19.98	30.10s	29.76s
9 PEACHEE	5	7.3m	7.5m (1)	6.8m (2)	3:20.07	29.94s	29.66s
4 BIRTHDAY SUIT	6	16.5m	15.8m (1)	11.1m (2)	3:20.78	29.64s	30.06s
6 KELL ROAD KID	7	31.0m	8.3m (0)	12.2m (0)	3:21.91	30.28s	31.11s

Finish Position and metres gained from 800m





**Home of PJ Harness Analyser**

**Want to know how successful PJ Harness Analyser is?**

**Click here for regular updates**

[www.pjdata.com.au](http://www.pjdata.com.au)   
 [admin@pjdata.com.au](mailto:admin@pjdata.com.au)   
 [www.facebook.com/PJHarnessRacing](https://www.facebook.com/PJHarnessRacing)





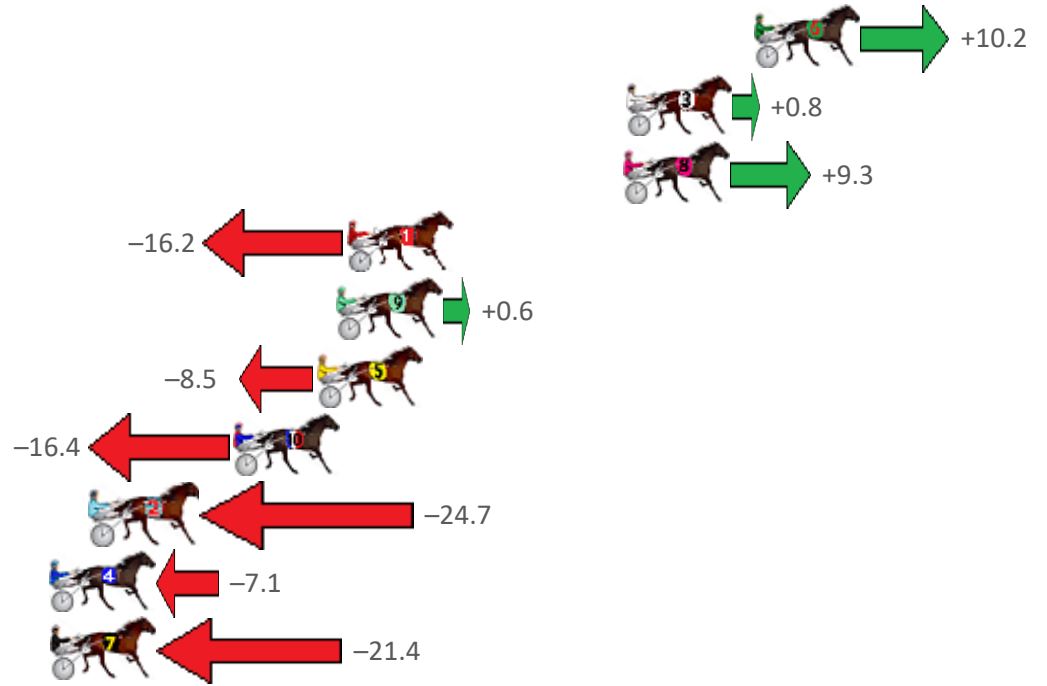
# Gloucester Park Race 9 Distance 2130m

Tuesday, 13 September 2022

Gross Time: 2:41.10 MileRate: 2:01.70 LeadTime: 41.30s First Qtr: 30.00s Second Qtr: 30.20s Third Qtr: 29.90s Fourth Qtr: 29.70s

No Horse	Plc	Mar	800 Posi	400 Posi	Time	3rd Qtr	4th Qtr
6 PONZI BEACH	1	0.0m	10.2m (1)	8.4m (2)	2:41.10	29.76s	29.08s
3 CANT BEAT WHISPER	2	5.1m	5.9m (1)	4.1m (2)	2:41.50	29.76s	29.79s
8 EGYPTIAN QUEEN	3	5.2m	14.5m (1)	13.0m (1)	2:41.50	29.78s	29.14s
1 EILEENMAY	4	16.2m	0.0m (0)	0.0m (0)	2:42.36	29.90s	30.96s
9 STAR OF KAOS	5	16.6m	17.2m (0)	17.0m (0)	2:42.39	29.88s	29.73s
5 FOLLOW THE QUEEN	6	17.4m	8.9m (0)	8.4m (0)	2:42.45	29.86s	30.43s
10 IRES ALLEN	7	20.7m	4.3m (0)	4.1m (0)	2:42.71	29.88s	31.01s
2 KNIGHT EAGLE	8	26.3m	1.6m (1)	3.8m (1)	2:43.15	30.06s	31.47s
4 RISKITFORDABISKIT	9	30.0m	22.9m (0)	25.7m (0)	2:43.44	30.10s	30.14s
7 ALTA RAPIDO	10	34.1m	12.7m (0)	12.4m (0)	2:43.75	29.88s	31.43s

Finish Position and metres gained from 800m





**Home of PJ Harness Analyser**

Want to know how successful PJ Harness Analyser is?  
Click here for regular updates

[www.pjdata.com.au](http://www.pjdata.com.au)   
 [admin@pjdata.com.au](mailto:admin@pjdata.com.au)   
 [www.facebook.com/PJHarnessRacing](https://www.facebook.com/PJHarnessRacing)



RISE Digital, Harness Racing Australia nor the provider accepts any responsibility for the completeness or accuracy of any of the information contained herein, and makes no representations about its suitability for any particular purpose. Users should make their own judgements about those matters and/or seek independent advice. You assume all risks associated with use of data provided on this page