

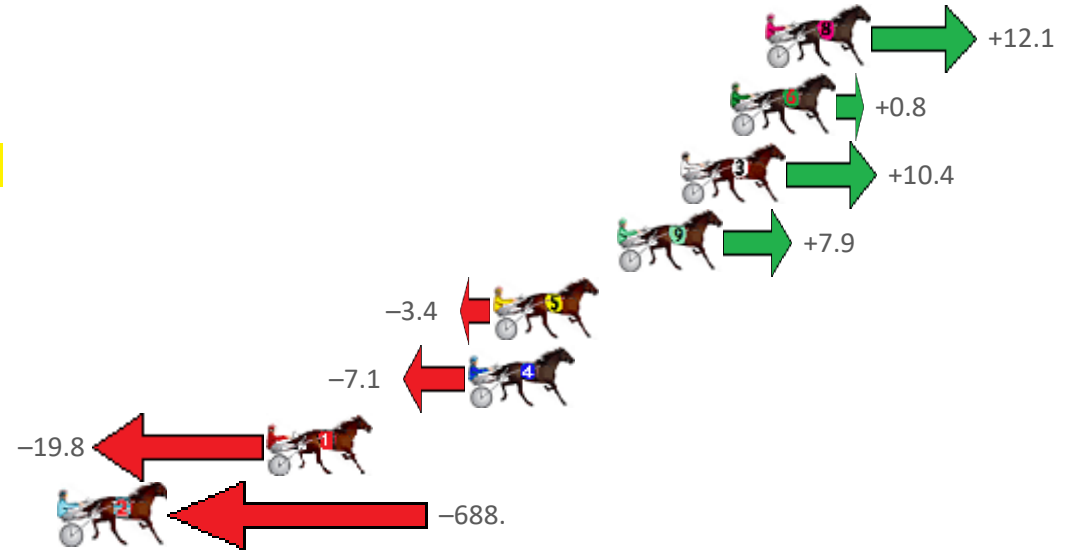
Gloucester Park Race 1 Distance 2536m

Friday, 16 September 2022

Gross Time: 3:07.60 MileRate: 1:59.00 LeadTime: 69.70s First Qtr: 29.80s Second Qtr: 29.20s Third Qtr: 29.50s Fourth Qtr: 29.40s

No Horse	Plc	Mar	800 Posi	400 Posi	Time	3rd Qtr	4th Qtr
8 HOPPYS WAY	1	0.0m	12.1m (1)	11.0m (1)	3:07.60	29.42s	28.60s
6 MACHS BETTOR	2	1.4m	2.2m (1)	2.2m (1)	3:07.71	29.50s	29.35s
3 ROLLINDOWNTHERI	3	3.4m	13.8m (0)	15.6m (0)	3:07.86	29.64s	28.52s
9 ROCK ON TOP	4	5.9m	13.8m (2)	8.2m (0)	3:08.05	29.10s	29.25s
5 RAMBO RABBIT	5	10.8m	7.4m (1)	6.9m (1)	3:08.43	29.46s	29.73s
4 ARMA XFACTOR	6	11.8m	4.7m (0)	4.1m (0)	3:08.51	29.46s	30.01s
1 WHATARETHEODDS	7	19.8m	0.0m (0)	0.0m (0)	3:09.13	29.50s	30.93s
2 LUHRSY	8	698.2m	9.4m (0)	24.9m (0)	4:01.42	30.64s	81.40s

Finish Position and metres gained from 800m





Home of PJ Harness Analyser

Want to know how successful PJ Harness Analyser is?
Click here for regular updates

www.pjdata.com.au
 admin@pjdata.com.au
 www.facebook.com/PJHarnessRacing




Gloucester Park Race 2 Distance 2130m

Friday, 16 September 2022

Gross Time: 2:33.60 MileRate: 1:56.10 LeadTime: 36.50s First Qtr: 31.10s Second Qtr: 28.90s Third Qtr: 28.40s Fourth Qtr: 28.70s

No Horse	Plc	Mar	800 Posi	400 Posi	Time	3rd Qtr	4th Qtr
7 FANCI A DANCE	1	0.0m	0.0m (1)	0.0m (1)	2:33.60	28.40s	28.70s
4 DOC HOLLIDAY	2	0.2m	0.6m (0)	0.3m (0)	2:33.62	28.38s	28.70s
3 MCARDLES GEM	3	3.6m	9.1m (0)	8.7m (0)	2:33.87	28.38s	28.35s
9 POWER AND GRACE	4	4.0m	5.1m (0)	4.5m (0)	2:33.90	28.36s	28.68s
8 ARMA EINSTEIN	5	10.5m	16.2m (1)	13.6m (2)	2:34.39	28.22s	28.53s
1 RUPERT OF LINCOLN	6	11.9m	13.0m (0)	12.9m (0)	2:34.50	28.40s	28.68s
11 JOE WITH THE FLOW	7	15.3m	8.2m (1)	8.5m (1)	2:34.75	28.42s	29.25s
10 HENWOOD BAY	8	15.8m	17.6m (0)	16.9m (0)	2:34.79	28.36s	28.69s
12 ROCK ME OVER	9	18.2m	21.5m (0)	21.4m (0)	2:34.97	28.40s	28.55s
2 WHATABRO	10	18.8m	4.3m (1)	4.8m (1)	2:35.02	28.44s	29.78s
6 WHOSWHOINTHEZO	11	22.3m	20.1m (1)	17.8m (2)	2:35.28	28.24s	29.12s
5 MEDIEVAL MAN	12	22.9m	12.2m (1)	13.0m (1)	2:35.33	28.46s	29.51s

Finish Position and metres gained from 800m





Home of PJ Harness Analyser

Want to know how successful PJ Harness Analyser is?
[Click here for regular updates](#)

www.pjdata.com.au
 admin@pjdata.com.au
 www.facebook.com/PJHarnessRacing



RISE Digital, Harness Racing Australia nor the provider accepts any responsibility for the completeness or accuracy of any of the information contained herein, and makes no representations about its suitability for any particular purpose. Users should make their own judgements about those matters and/or seek independent advice. You assume all risks associated with use of data provided on this page

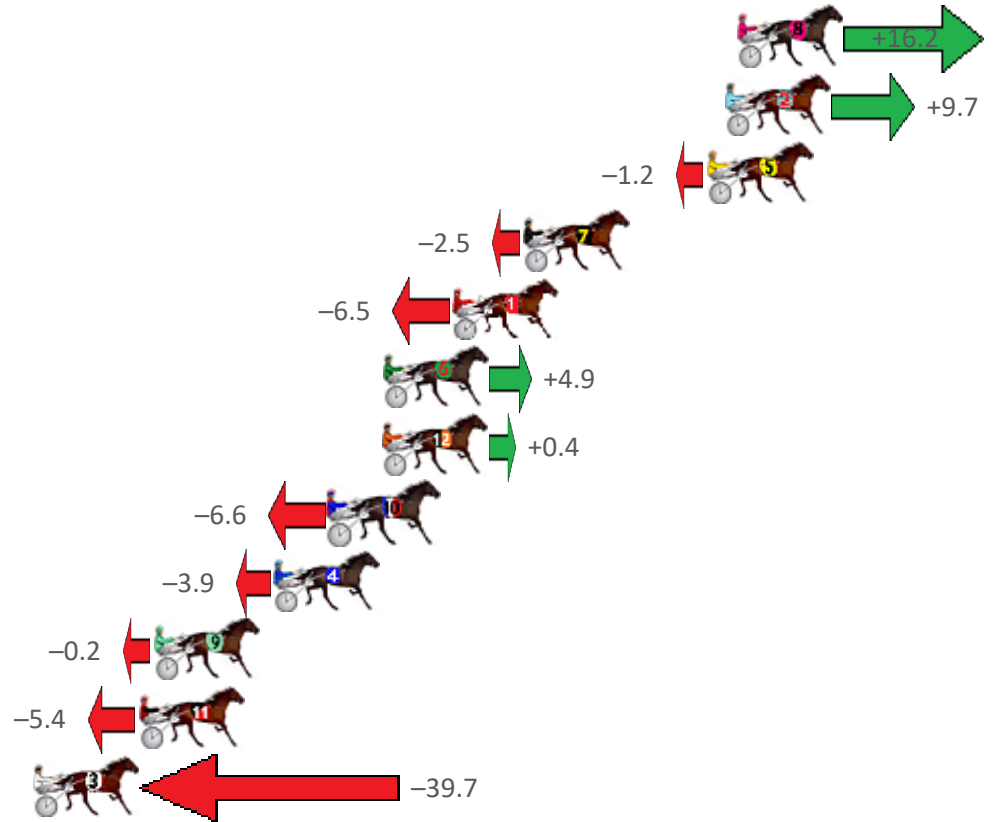
Gloucester Park Race 3 Distance 2536m

Friday, 16 September 2022

Gross Time: 3:06.40 MileRate: 1:58.30 LeadTime: 69.00s First Qtr: 30.60s Second Qtr: 30.00s Third Qtr: 28.40s Fourth Qtr: 28.40s

No Horse	Plc	Mar	800 Posi	400 Posi	Time	3rd Qtr	4th Qtr
8 ROCKABALL	1	0.0m	16.2m (2)	6.3m (1)	3:06.40	27.70s	27.96s
2 BOOM TIME	2	0.5m	10.2m (1)	0.9m (1)	3:06.44	27.74s	28.38s
5 STAMFORD	3	1.2m	0.0m (0)	0.0m (0)	3:06.49	28.40s	28.49s
7 EUPHORIA	4	8.5m	6.0m (1)	12.8m (2)	3:07.03	28.88s	28.13s
1 BETTOR COPAGOOD	5	11.3m	4.8m (0)	5.1m (0)	3:07.24	28.42s	28.88s
6 DISCO UNDER FIRE	6	14.1m	19.0m (0)	20.4m (0)	3:07.45	28.50s	28.01s
12 AL GUERRERO	7	14.1m	14.5m (0)	15.9m (0)	3:07.45	28.50s	28.33s
10 NUCLEAR POKER	8	16.2m	9.6m (0)	10.8m (0)	3:07.61	28.48s	28.85s
4 GEE SMITH	9	18.4m	14.5m (1)	14.8m (3)	3:07.77	28.43s	28.73s
9 JOEY JAMES	10	23.2m	23.0m (0)	23.0m (1)	3:08.13	28.40s	28.51s
11 TUAS DELIGHT	11	23.8m	18.4m (1)	19.3m (1)	3:08.18	28.46s	28.81s
3 THE KRAKEN	12	41.4m	1.7m (1)	12.2m (1)	3:09.49	29.14s	30.63s

Finish Position and metres gained from 800m





Home of PJ Harness Analyser

Want to know how successful PJ Harness Analyser is?
[Click here for regular updates](#)

www.pjdata.com.au
 admin@pjdata.com.au
 www.facebook.com/PJHarnessRacing



RISE Digital, Harness Racing Australia nor the provider accepts any responsibility for the completeness or accuracy of any of the information contained herein, and makes no representations about its suitability for any particular purpose. Users should make their own judgements about those matters and/or seek independent advice. You assume all risks associated with use of data provided on this page

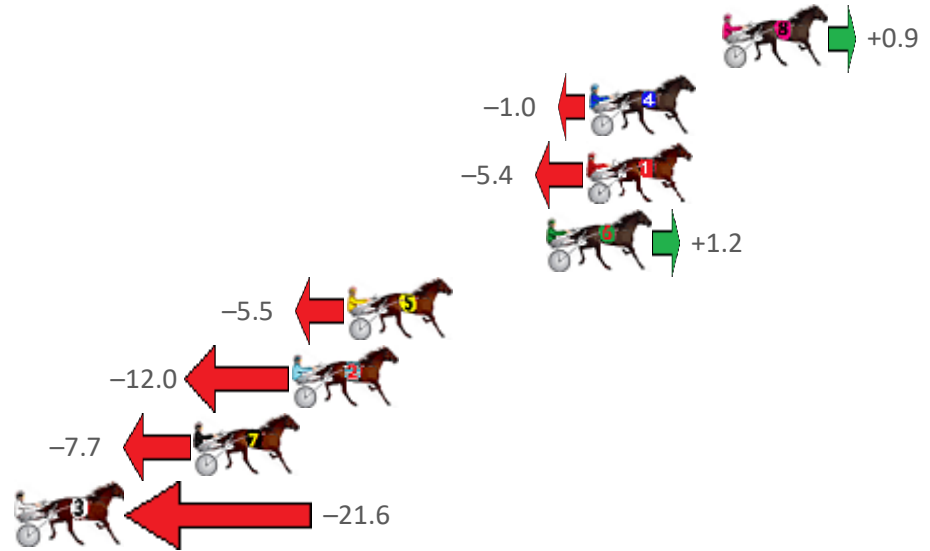
Gloucester Park Race 4 Distance 2130m

Friday, 16 September 2022

Gross Time: 2:32.90 MileRate: 1:55.50 LeadTime: 36.60s First Qtr: 30.40s Second Qtr: 29.60s Third Qtr: 28.40s Fourth Qtr: 27.90s

No Horse	Plc	Mar	800 Posi	400 Posi	Time	3rd Qtr	4th Qtr
8 PLUTONIUM	1	0.0m	0.9m (1)	1.5m (1)	2:32.90	28.44s	27.80s
4 ALTA RHETT	2	5.3m	4.3m (0)	4.3m (0)	2:33.29	28.40s	27.99s
1 DONT BOTHER ME N	3	5.4m	0.0m (0)	0.0m (0)	2:33.30	28.40s	28.30s
6 TALKS UP A STORM	4	7.0m	8.2m (0)	8.6m (0)	2:33.41	28.42s	27.81s
5 JASPERVELLABEACH	5	14.9m	9.4m (1)	10.0m (1)	2:33.99	28.44s	28.29s
2 MR FANTASTIC	6	17.1m	5.1m (1)	5.8m (1)	2:34.15	28.44s	28.75s
7 JAMES BUTT	7	21.0m	13.3m (1)	13.5m (1)	2:34.44	28.40s	28.50s
3 ALWAYS FAST	8	34.1m	12.5m (0)	13.2m (0)	2:35.40	28.44s	29.48s

Finish Position and metres gained from 800m





Home of PJ Harness Analyser

Want to know how successful PJ Harness Analyser is?
[Click here for regular updates](#)

www.pjdata.com.au
 admin@pjdata.com.au
 www.facebook.com/PJHarnessRacing



RISE Digital, Harness Racing Australia nor the provider accepts any responsibility for the completeness or accuracy of any of the information contained herein, and makes no representations about its suitability for any particular purpose. Users should make their own judgements about those matters and/or seek independent advice. You assume all risks associated with use of data provided on this page


Gloucester Park Race 5 Distance 2130m

Friday, 16 September 2022

Gross Time: 2:35.90 MileRate: 1:57.80 LeadTime: 37.60s First Qtr: 30.60s Second Qtr: 30.00s Third Qtr: 28.80s Fourth Qtr: 28.90s

No Horse	Plc	Mar	800 Posi	400 Posi	Time	3rd Qtr	4th Qtr
3 ZEPHYRA	1	0.0m	2.0m (0)	0.0m (0)	2:35.90	28.66s	28.90s
1 CABSAB	2	2.9m	6.7m (0)	3.9m (0)	2:36.12	28.60s	28.84s
10 FLAMETREE	3	9.2m	11.5m (0)	8.4m (0)	2:36.60	28.58s	29.00s
7 IMAHERO	4	12.4m	21.0m (0)	16.7m (0)	2:36.84	28.50s	28.64s
4 OUR LILILOU	5	16.1m	15.9m (0)	12.8m (0)	2:37.12	28.58s	29.20s
9 POCKETFUL OF OPAL	6	25.8m	26.0m (0)	21.5m (0)	2:37.86	28.48s	29.32s
2 SWEET VIVIENNE	7	27.1m	9.8m (1)	15.1m (2)	2:37.96	29.18s	29.87s
8 AMERICAN MONARC	8	27.8m	5.3m (2)	11.5m (2)	2:38.01	29.24s	30.18s
11 SPIRITOFANANGEL	9	28.8m	14.8m (1)	18.4m (1)	2:38.08	29.06s	29.76s
6 AUGUST MOON	10	33.9m	0.0m (2)	7.0m (2)	2:38.47	29.30s	30.97s
5 OUR LADY JEN	11	36.4m	5.9m (1)	10.6m (1)	2:38.66	29.14s	30.90s
12 WANEA	12	48.9m	2.0m (1)	6.2m (1)	2:39.61	29.10s	32.17s

Finish Position and metres gained from 800m





Home of PJ Harness Analyser

Want to know how successful PJ Harness Analyser is?
[Click here for regular updates](#)

www.pjdata.com.au
 admin@pjdata.com.au
 www.facebook.com/PJHarnessRacing



RISE Digital, Harness Racing Australia nor the provider accepts any responsibility for the completeness or accuracy of any of the information contained herein, and makes no representations about its suitability for any particular purpose. Users should make their own judgements about those matters and/or seek independent advice. You assume all risks associated with use of data provided on this page

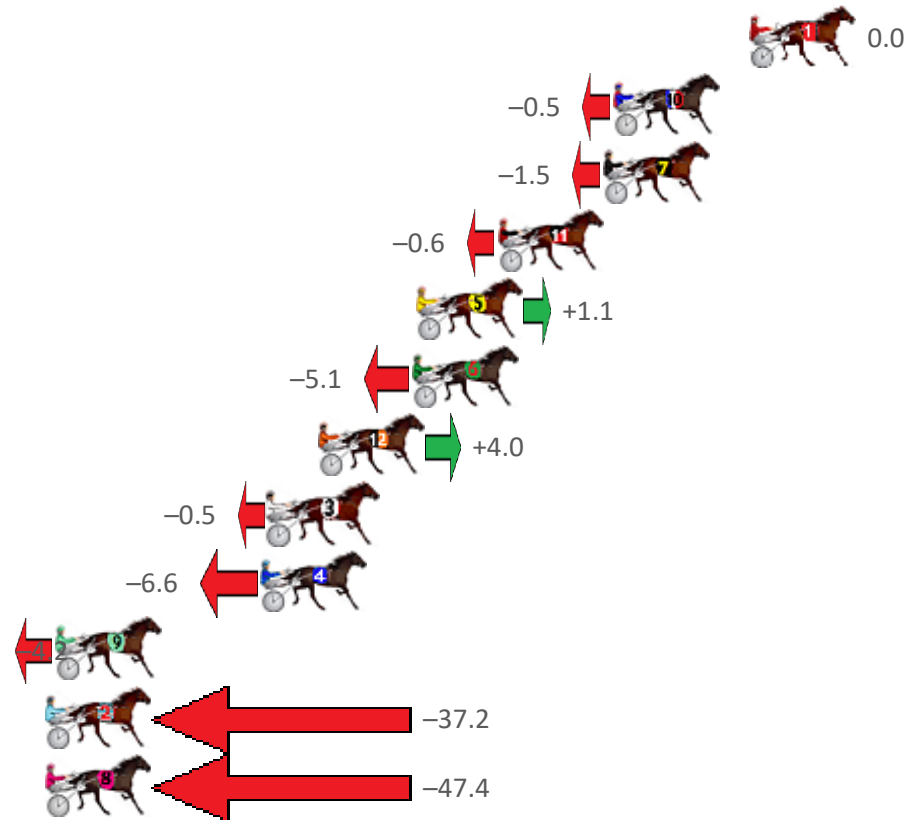
Gloucester Park Race 6 Distance 2130m

Friday, 16 September 2022

Gross Time: 2:33.10 MileRate: 1:55.60 LeadTime: 36.80s First Qtr: 29.90s Second Qtr: 30.20s Third Qtr: 28.20s Fourth Qtr: 28.00s

No Horse	Plc	Mar	800 Posi	400 Posi	Time	3rd Qtr	4th Qtr
1 NEVER ENDING	1	0.0m	0.0m (0)	0.0m (0)	2:33.10	28.20s	28.00s
10 ROCKET CITY	2	5.4m	4.9m (0)	4.3m (0)	2:33.50	28.16s	28.10s
7 SKYLORD	3	5.8m	4.3m (1)	3.2m (1)	2:33.53	28.12s	28.20s
11 CROWD CONTROL	4	10.0m	9.4m (0)	8.6m (0)	2:33.84	28.14s	28.14s
5 ROCKOKOKO	5	13.2m	14.3m (0)	14.0m (0)	2:34.07	28.18s	27.99s
6 HOTLY PURSUED	6	13.4m	8.3m (1)	6.9m (1)	2:34.09	28.10s	28.50s
12 VALEDICTORIAN	7	17.1m	21.1m (2)	4.9m (2)	2:34.36	27.06s	28.91s
3 LORD TITANIUM	8	19.1m	18.6m (0)	18.3m (0)	2:34.51	28.18s	28.13s
4 ALL IS WELL	9	19.4m	12.8m (1)	11.2m (1)	2:34.53	28.08s	28.65s
9 LUCAPELO	10	27.6m	23.4m (0)	22.6m (0)	2:35.13	28.14s	28.45s
2 MAJOR OVERS	11	54.6m	17.4m (1)	20.7m (1)	2:37.12	28.42s	30.58s
8 LETHAL EDITION	12	72.5m	25.1m (1)	26.4m (1)	2:38.44	28.28s	31.49s

Finish Position and metres gained from 800m





Home of PJ Harness Analyser

Want to know how successful PJ Harness Analyser is?
[Click here for regular updates](#)

www.pjdata.com.au
 admin@pjdata.com.au
 www.facebook.com/PJHarnessRacing



RISE Digital, Harness Racing Australia nor the provider accepts any responsibility for the completeness or accuracy of any of the information contained herein, and makes no representations about its suitability for any particular purpose. Users should make their own judgements about those matters and/or seek independent advice. You assume all risks associated with use of data provided on this page

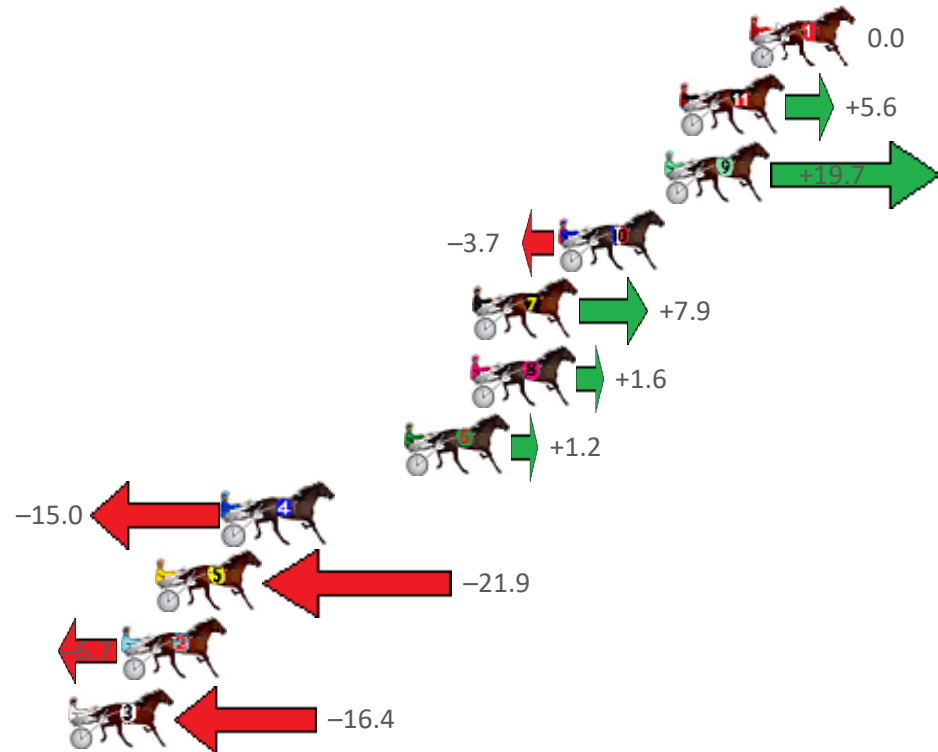
Gloucester Park Race 7 Distance 2130m

Friday, 16 September 2022

Gross Time: 2:32.90 MileRate: 1:55.50 LeadTime: 37.80s First Qtr: 29.30s Second Qtr: 28.60s Third Qtr: 28.60s Fourth Qtr: 28.60s

No Horse	Plc	Mar	800 Posi	400 Posi	Time	3rd Qtr	4th Qtr
1 MISS LIMELIGHT	1	0.0m	0.0m (0)	0.0m (0)	2:32.90	28.60s	28.60s
11 BETTOR GET IT ON	2	2.8m	8.4m (0)	8.7m (0)	2:33.11	28.62s	28.19s
9 BOORAA	3	3.4m	23.1m (1)	10.2m (2)	2:33.16	27.68s	28.13s
10 LIVY JAY	4	7.6m	3.9m (0)	4.5m (0)	2:33.47	28.64s	28.85s
7 IN THE SPOTLIGHT	5	11.0m	18.9m (1)	6.3m (2)	2:33.73	27.70s	28.98s
8 SPORTS PACKAGE	6	11.1m	12.7m (0)	12.9m (0)	2:33.73	28.62s	28.51s
6 MISS LAMARR	7	13.7m	14.9m (1)	16.7m (2)	2:33.93	28.72s	28.44s
4 PAROQUET	8	20.9m	5.9m (1)	7.6m (1)	2:34.47	28.72s	29.63s
5 MISS MUCHO	9	23.6m	1.7m (1)	3.7m (1)	2:34.67	28.74s	30.11s
2 PATRIKIAR	10	25.0m	18.3m (0)	20.0m (0)	2:34.78	28.72s	29.06s
3 CAPTURED DELIGHT	11	27.1m	10.7m (1)	14.4m (1)	2:34.94	28.86s	29.61s

Finish Position and metres gained from 800m



Home of PJ Harness Analyser

Want to know how successful PJ Harness Analyser is?
Click here for regular updates

www.pjdata.com.au
 admin@pjdata.com.au
 www.facebook.com/PJHarnessRacing

RISE Digital, Harness Racing Australia nor the provider accepts any responsibility for the completeness or accuracy of any of the information contained herein, and makes no representations about its suitability for any particular purpose. Users should make their own judgements about those matters and/or seek independent advice. You assume all risks associated with use of data provided on this page

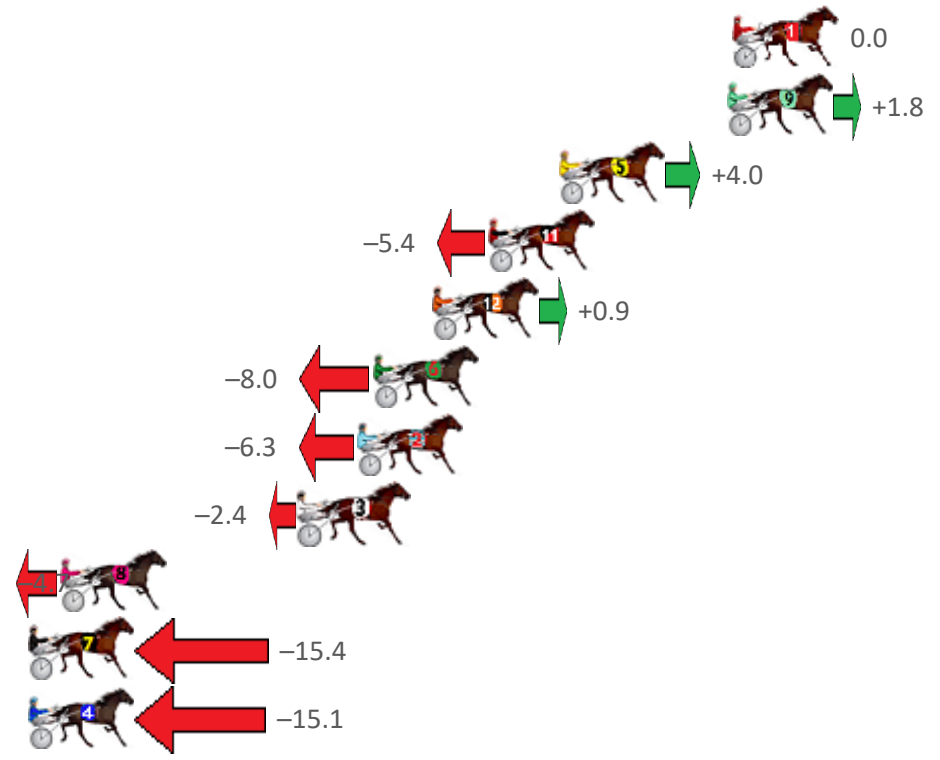
Gloucester Park Race 8 Distance 2536m

Friday, 16 September 2022

Gross Time: 3:05.60 MileRate: 1:57.80 LeadTime: 69.00s First Qtr: 30.60s Second Qtr: 28.90s Third Qtr: 28.20s Fourth Qtr: 28.90s

No Horse	Plc	Mar	800 Posi	400 Posi	Time	3rd Qtr	4th Qtr
1 STRAUNY	1	0.0m	0.0m (0)	0.0m (0)	3:05.60	28.20s	28.90s
9 TENZING BROMAC	2	0.2m	2.0m (1)	1.7m (1)	3:05.62	28.18s	28.79s
5 ROCKNROLL ELLIOT	3	6.9m	10.9m (1)	11.3m (1)	3:06.12	28.24s	28.62s
11 HES UNDER WRAPS	4	9.7m	4.3m (0)	6.5m (0)	3:06.34	28.36s	29.18s
12 PONTEVIVO	5	11.9m	12.8m (0)	14.7m (0)	3:06.50	28.34s	28.76s
6 MASTER PUBLISHER	6	14.3m	6.3m (1)	6.5m (1)	3:06.68	28.22s	29.52s
2 LA SULEIMAN	7	14.9m	8.6m (0)	10.2m (0)	3:06.73	28.32s	29.31s
3 ILLAWONG MUSTAN	8	17.2m	14.8m (1)	15.8m (1)	3:06.90	28.28s	29.08s
8 CAPTAINS BEACHBA	9	26.7m	22.0m (0)	27.9m (0)	3:07.63	28.64s	28.95s
7 ZAZU	10	32.8m	17.4m (0)	23.4m (0)	3:08.09	28.64s	29.73s
4 CROWDED REACTOR	11	34.2m	19.1m (1)	25.1m (1)	3:08.19	28.64s	29.71s

Finish Position and metres gained from 800m





Home of PJ Harness Analyser

Want to know how successful PJ Harness Analyser is?
[Click here for regular updates](#)

www.pjdata.com.au
 admin@pjdata.com.au
 www.facebook.com/PJHarnessRacing



RISE Digital, Harness Racing Australia nor the provider accepts any responsibility for the completeness or accuracy of any of the information contained herein, and makes no representations about its suitability for any particular purpose. Users should make their own judgements about those matters and/or seek independent advice. You assume all risks associated with use of data provided on this page


Gloucester Park Race 9 Distance 2130m

Friday, 16 September 2022

Gross Time: 2:31.50 MileRate: 1:54.40 LeadTime: 37.00s First Qtr: 30.00s Second Qtr: 28.20s Third Qtr: 27.70s Fourth Qtr: 28.60s

No Horse	Plc	Mar	800 Posi	400 Posi	Time	3rd Qtr	4th Qtr
1 HAMPTON BANNER	1	0.0m	1.2m (0)	0.0m (0)	2:31.50	27.62s	28.60s
3 LAVRA JOE	2	1.2m	0.0m (1)	0.3m (1)	2:31.59	27.72s	28.67s
5 BLETCHLEY PARK	3	18.3m	4.1m (1)	9.2m (2)	2:32.87	28.06s	29.33s
2 MIRRAGON	4	21.3m	6.4m (0)	6.9m (1)	2:33.10	27.74s	29.72s

Finish Position and metres gained from 800m





Home of PJ Harness Analyser

Want to know how successful PJ Harness Analyser is?
[Click here for regular updates](#)



www.pjdata.com.au
 admin@pjdata.com.au
 www.facebook.com/PJHarnessRacing

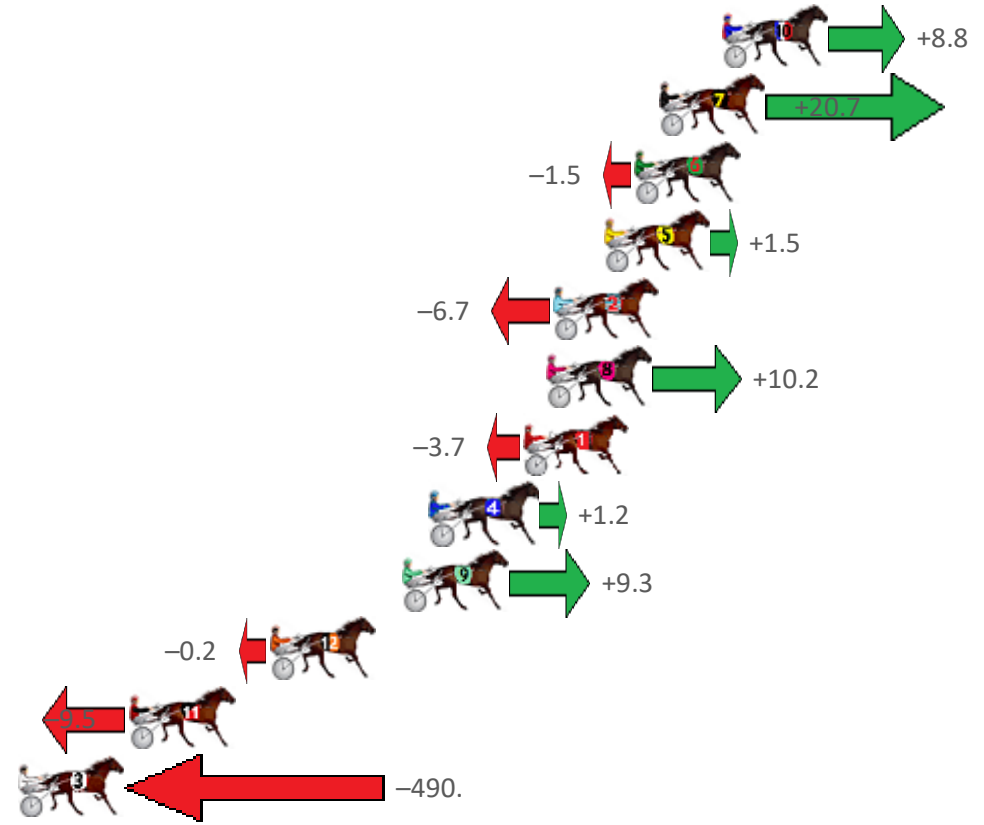
Gloucester Park Race 10 Distance 2130m

Friday, 16 September 2022

Gross Time: 2:35.20 MileRate: 1:57.20 LeadTime: 37.10s First Qtr: 30.90s Second Qtr: 30.30s Third Qtr: 28.50s Fourth Qtr: 28.40s

No Horse	Plc	Mar	800 Posi	400 Posi	Time	3rd Qtr	4th Qtr
10 ROCKSTAR REBEL	1	0.0m	8.8m (0)	8.0m (1)	2:35.20	28.44s	27.84s
7 CHEER THE MAJOR	2	2.5m	23.2m (0)	16.4m (0)	2:35.39	28.02s	27.43s
6 ATHABASCAN	3	3.5m	2.0m (1)	1.5m (1)	2:35.46	28.46s	28.56s
5 TIGER ROYAL	4	4.7m	6.2m (1)	5.2m (2)	2:35.55	28.42s	28.39s
2 BETTORSTARTDREA	5	6.7m	0.0m (0)	0.0m (0)	2:35.70	28.50s	28.90s
8 IDEAL WHITBY	6	7.0m	17.2m (0)	17.9m (1)	2:35.72	28.54s	27.66s
1 MATTJESTIC STAR	7	7.9m	4.2m (0)	4.0m (0)	2:35.79	28.48s	28.71s
4 FREE TO AIR	8	11.5m	12.7m (0)	11.6m (0)	2:36.06	28.42s	28.44s
9 AWAITINGINSTRUCTI	9	12.7m	22.0m (1)	20.7m (2)	2:36.15	28.40s	27.88s
12 CARRERA MACH	10	18.0m	17.8m (1)	15.9m (2)	2:36.54	28.36s	28.62s
11 BLUE BLAZER	11	23.6m	14.1m (1)	11.9m (2)	2:36.96	28.34s	29.32s
3 SHEZA BROMAC	12	501.0m	10.2m (1)	14.5m (1)	3:12.58	28.80s	64.75s

Finish Position and metres gained from 800m





Home of PJ Harness Analyser

Want to know how successful PJ Harness Analyser is?
Click here for regular updates

www.pjdata.com.au
 admin@pjdata.com.au
 www.facebook.com/PJHarnessRacing



RISE Digital, Harness Racing Australia nor the provider accepts any responsibility for the completeness or accuracy of any of the information contained herein, and makes no representations about its suitability for any particular purpose. Users should make their own judgements about those matters and/or seek independent advice. You assume all risks associated with use of data provided on this page