


Gloucester Park Race 1 Distance 2130m

Friday, 23 September 2022

Gross Time: 2:32.70 MileRate: 1:55.40 LeadTime: 36.50s First Qtr: 30.20s Second Qtr: 29.60s Third Qtr: 28.60s Fourth Qtr: 27.80s

NoHorse	Plc	Mar	800 Posi	400 Posi	Time	3rd Qtr	4th Qtr
4 TENZING BROMAC	1	0.0m	0.0m (0)	0.0m (0)	2:32.70	28.60s	27.80s
10 JETT STAR	2	8.9m	6.5m (1)	8.3m (1)	2:33.35	28.72s	27.87s
1 AUSSIE SCOOTER	3	10.6m	4.2m (0)	4.3m (0)	2:33.47	28.60s	28.27s
8 COOL WATER PADDY	4	14.8m	13.5m (0)	12.6m (0)	2:33.78	28.52s	28.00s
11 STRAUNY	5	15.6m	8.7m (0)	8.3m (0)	2:33.84	28.56s	28.36s
7 ROKORICO	6	18.9m	17.2m (1)	11.2m (3)	2:34.08	28.17s	28.40s
3 IFEEL SIKDARL	7	22.8m	0.9m (1)	4.3m (1)	2:34.37	28.84s	29.16s
6 GOLD HORSESHOE	8	26.2m	12.7m (1)	14.9m (1)	2:34.62	28.74s	28.67s
5 RASCAL	9	31.2m	11.5m (2)	16.0m (2)	2:34.98	28.90s	28.96s
9 LA SULEIMAN	10	34.5m	17.5m (0)	20.0m (0)	2:35.22	28.76s	28.92s
2 HES UNDER WRAPS	11	38.6m	3.9m (2)	11.8m (2)	2:35.52	29.14s	29.80s

Finish Position and metres gained from 800m





Home of PJ Harness Analyser

Want to know how successful PJ Harness Analyser is?
Click here for regular updates

www.pjdata.com.au
admin@pjdata.com.au
www.facebook.com/PJHarnessRacing



RISE Digital, Harness Racing Australia nor the provider accepts any responsibility for the completeness or accuracy of any of the information contained herein, and makes no representations about its suitability for any particular purpose. Users should make their own judgements about those matters and/or seek independent advice. You assume all risks associated with use of data provided on this page

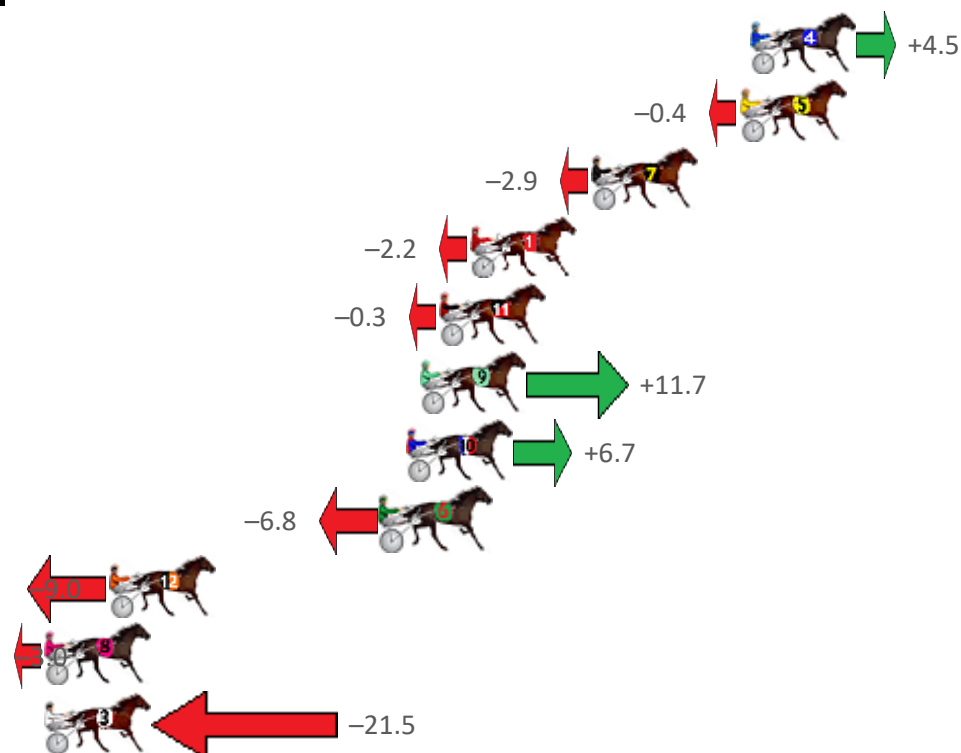
Gloucester Park Race 2 Distance 2130m

Friday, 23 September 2022

Gross Time: 2:34.50 MileRate: 1:56.70 LeadTime: 37.50s First Qtr: 30.40s Second Qtr: 29.40s Third Qtr: 28.90s Fourth Qtr: 28.30s

NoHorse	Plc	Mar	800 Posi	400 Posi	Time	3rd Qtr	4th Qtr
4 ALCIPPES DELIGHT	1	0.0m	4.5m (0)	4.2m (0)	2:34.50	28.88s	28.00s
5 AMERICAN ARMA	2	0.4m	0.0m (0)	0.0m (0)	2:34.53	28.90s	28.33s
7 BOORAA	3	6.3m	3.4m (1)	4.0m (1)	2:34.97	28.94s	28.49s
1 LIBBA RACY	4	11.1m	8.9m (0)	8.7m (0)	2:35.33	28.88s	28.51s
11 PLATINUM SPARKLE	5	12.3m	12.0m (1)	7.9m (2)	2:35.41	28.60s	28.65s
9 STAR OF DIAMONDS	6	13.1m	24.8m (0)	17.2m (0)	2:35.47	28.34s	28.05s
10 THE AMBER HARE	7	13.6m	20.3m (0)	17.5m (1)	2:35.51	28.68s	28.07s
6 PUREST SILK	8	14.6m	7.8m (1)	8.8m (1)	2:35.59	28.96s	28.76s
12 SPORTS PACKAGE	9	25.4m	16.4m (1)	13.5m (1)	2:36.39	28.68s	29.23s
8 MISS LIMELIGHT	10	30.3m	27.3m (1)	28.4m (0)	2:36.75	28.96s	28.53s
3 BLAZIN BEAUTY	11	34.6m	13.1m (0)	12.7m (0)	2:37.07	28.86s	29.97s

Finish Position and metres gained from 800m





Home of PJ Harness Analyser

Want to know how successful PJ Harness Analyser is?
Click here for regular updates

www.pjdata.com.au
admin@pjdata.com.au
www.facebook.com/PJHarnessRacing



RISE Digital, Harness Racing Australia nor the provider accepts any responsibility for the completeness or accuracy of any of the information contained herein, and makes no representations about its suitability for any particular purpose. Users should make their own judgements about those matters and/or seek independent advice. You assume all risks associated with use of data provided on this page


Gloucester Park Race 3 Distance 2130m

Friday, 23 September 2022

Gross Time: 2:33.90 MileRate: 1:56.20 LeadTime: 35.70s First Qtr: 29.70s Second Qtr: 28.80s Third Qtr: 29.60s Fourth Qtr: 30.10s

No Horse	Plc	Mar	800 Posi	400 Posi	Time	3rd Qtr	4th Qtr
9 ARMA EINSTEIN	1	0.0m	17.3m (2)	3.0m (2)	2:33.90	28.58s	29.88s
8 STAMFORD	2	0.2m	3.4m (1)	0.0m (1)	2:33.92	29.36s	30.12s
5 DOC HOLLIDAY	3	6.1m	0.0m (0)	1.9m (0)	2:34.38	29.74s	30.44s
3 WHATABRO	4	8.1m	7.6m (1)	5.7m (1)	2:34.54	29.48s	30.32s
7 POWER AND GRACE	5	10.3m	20.7m (1)	8.9m (2)	2:34.71	28.78s	30.25s
2 TUAS DELIGHT	6	11.2m	12.6m (1)	9.7m (1)	2:34.78	29.42s	30.26s
4 HENWOOD BAY	7	14.5m	16.8m (1)	14.0m (1)	2:35.04	29.44s	30.20s
10 MEDIEVAL MAN	8	17.7m	10.1m (0)	12.4m (0)	2:35.30	29.80s	30.58s
11 ROCK ME OVER	9	22.0m	15.1m (0)	16.7m (0)	2:35.63	29.76s	30.60s
12 BETTOR BEACH BELL	10	23.6m	19.6m (0)	20.5m (1)	2:35.76	29.72s	30.44s
1 MCARDLES GEM	11	35.7m	5.9m (0)	7.8m (0)	2:36.71	29.76s	32.34s

Finish Position and metres gained from 800m





Home of PJ Harness Analyser

Want to know how successful PJ Harness Analyser is?
Click here for regular updates

www.pjdata.com.au
admin@pjdata.com.au
www.facebook.com/PJHarnessRacing



RISE Digital, Harness Racing Australia nor the provider accepts any responsibility for the completeness or accuracy of any of the information contained herein, and makes no representations about its suitability for any particular purpose. Users should make their own judgements about those matters and/or seek independent advice. You assume all risks associated with use of data provided on this page

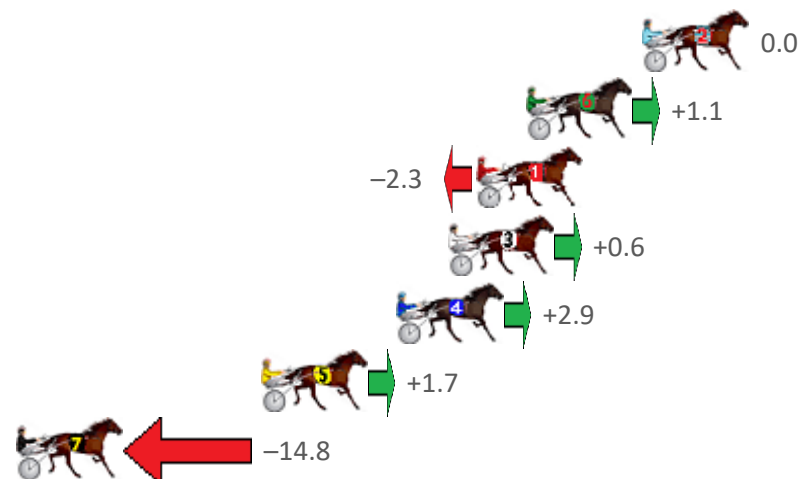
Gloucester Park Race 4 Distance 2130m

Friday, 23 September 2022

Gross Time: 2:34.10 MileRate: 1:56.40 LeadTime: 38.30s First Qtr: 30.90s Second Qtr: 28.90s Third Qtr: 28.20s Fourth Qtr: 27.80s

No Horse	Plc	Mar	800 Posi	400 Posi	Time	3rd Qtr	4th Qtr
2 LAVRA JOE	1	0.0m	0.0m (0)	0.0m (0)	2:34.10	28.20s	27.80s
6 PLUTONIUM	2	4.6m	5.7m (1)	6.4m (1)	2:34.44	28.24s	27.69s
1 WITHOUTHETUH	3	6.6m	4.3m (0)	4.3m (0)	2:34.58	28.20s	27.98s
3 MIRACLE MOOSE	4	7.7m	8.3m (0)	9.5m (0)	2:34.66	28.28s	27.70s
4 FANCI A DANCE	5	9.7m	12.6m (0)	13.2m (0)	2:34.81	28.24s	27.59s
5 JASPERVELLABEACH	6	15.1m	16.8m (0)	17.8m (0)	2:35.20	28.26s	27.66s
7 BLETCHLEY PARK	7	24.8m	10.0m (1)	11.8m (1)	2:35.91	28.32s	28.79s

Finish Position and metres gained from 800m





Home of PJ Harness Analyser

Want to know how successful PJ Harness Analyser is?
Click here for regular updates

www.pjdata.com.au
admin@pjdata.com.au
www.facebook.com/PJHarnessRacing



RISE Digital, Harness Racing Australia nor the provider accepts any responsibility for the completeness or accuracy of any of the information contained herein, and makes no representations about its suitability for any particular purpose. Users should make their own judgements about those matters and/or seek independent advice. You assume all risks associated with use of data provided on this page

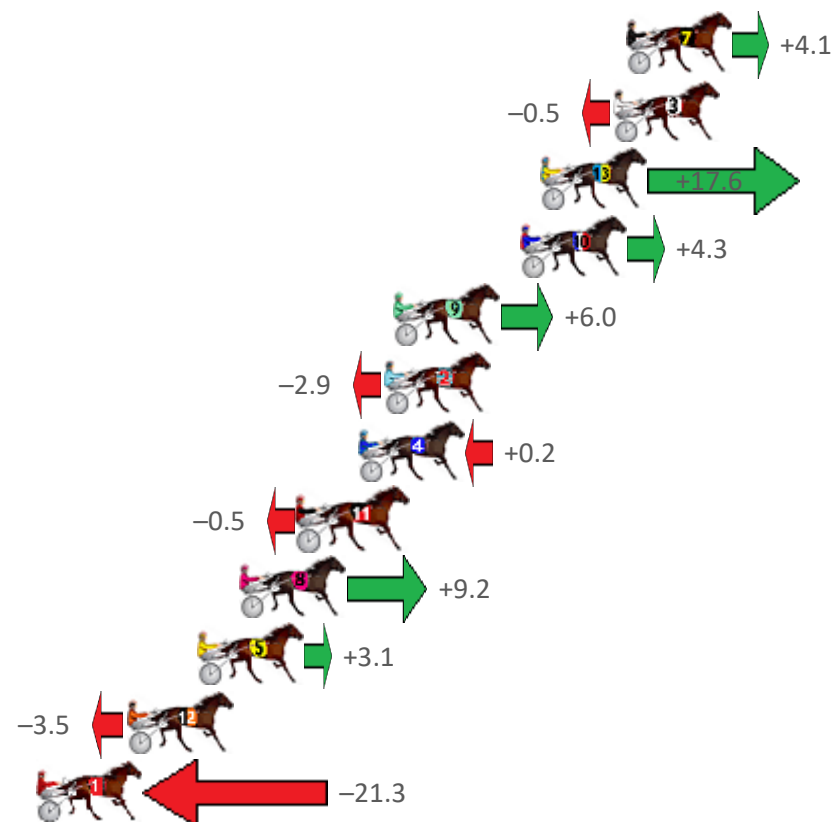
Gloucester Park Race 5 Distance 2130m

Friday, 23 September 2022

Gross Time: 2:34.40 MileRate: 1:56.70 LeadTime: 37.00s First Qtr: 31.10s Second Qtr: 28.60s Third Qtr: 27.60s Fourth Qtr: 30.10s

No Horse	Plc	Mar	800 Posi	400 Posi	Time	3rd Qtr	4th Qtr
7 SOVRANA	1	0.0m	4.1m (0)	3.9m (0)	2:34.40	27.60s	29.82s
3 IN THE SPOTLIGHT	2	0.5m	0.0m (0)	0.0m (0)	2:34.44	27.60s	30.14s
13 WALL STREET GIRL	3	3.4m	21.0m (1)	17.0m (1)	2:34.67	27.38s	29.15s
10 LITTLE DARLING	4	4.2m	8.5m (0)	8.1m (0)	2:34.73	27.60s	29.85s
9 TAKING THE MIKI	5	9.2m	15.2m (1)	14.3m (2)	2:35.13	27.58s	29.80s
2 DONTBESILLYCHILLI	6	9.6m	6.7m (1)	7.8m (1)	2:35.16	27.70s	30.29s
4 SEE THE WORLD	7	10.6m	10.8m (1)	11.7m (1)	2:35.24	27.70s	30.09s
11 CHAMPAGNE EVERY	8	13.0m	12.5m (0)	11.7m (0)	2:35.42	27.58s	30.28s
8 IM THEMIGHTYLUCY	9	15.3m	24.5m (0)	21.2m (1)	2:35.61	27.44s	29.78s
5 MISS SASSY	10	17.0m	20.1m (0)	19.8m (0)	2:35.74	27.64s	30.02s
12 CATCH THE RED EYE	11	19.8m	16.3m (0)	15.6m (0)	2:35.96	27.60s	30.54s
1 WONDERFUL TO FLY	12	23.4m	2.1m (1)	3.4m (1)	2:36.24	27.70s	31.70s

Finish Position and metres gained from 800m





Home of PJ Harness Analyser

Want to know how successful PJ Harness Analyser is?
Click here for regular updates

www.pjdata.com.au
admin@pjdata.com.au
www.facebook.com/PJHarnessRacing



RISE Digital, Harness Racing Australia nor the provider accepts any responsibility for the completeness or accuracy of any of the information contained herein, and makes no representations about its suitability for any particular purpose. Users should make their own judgements about those matters and/or seek independent advice. You assume all risks associated with use of data provided on this page

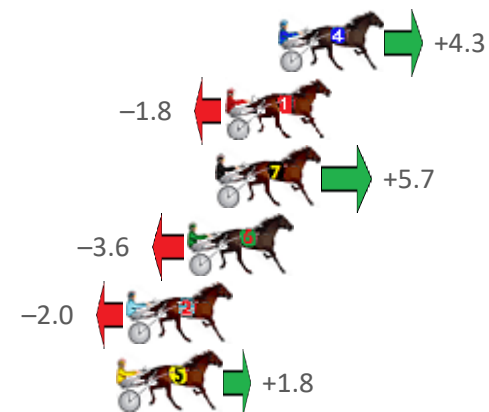
Gloucester Park Race 6 Distance 2130m

Friday, 23 September 2022

Gross Time: 2:36.80 MileRate: 1:58.40 LeadTime: 39.40s First Qtr: 31.80s Second Qtr: 29.30s Third Qtr: 28.40s Fourth Qtr: 27.90s

No Horse	Plc	Mar	800 Posi	400 Posi	Time	3rd Qtr	4th Qtr
4 EZANA	1	0.0m	4.3m (1)	5.2m (1)	2:36.80	28.46s	27.54s
1 IDEAL AGENT	2	2.1m	0.3m (0)	0.0m (0)	2:36.95	28.38s	28.05s
7 ROCKABALL	3	2.5m	8.2m (1)	9.5m (1)	2:36.98	28.48s	27.42s
6 ANGEL IN WHITE	4	3.6m	0.0m (1)	1.2m (1)	2:37.06	28.48s	28.08s
2 TALKS UP A STORM	5	6.0m	4.0m (0)	4.0m (0)	2:37.24	28.40s	28.06s
5 ALWAYS FAST	6	6.4m	8.2m (0)	8.9m (0)	2:37.27	28.44s	27.75s

Finish Position and metres gained from 800m





Home of PJ Harness Analyser

Want to know how successful PJ Harness Analyser is?
Click here for regular updates

www.pjdata.com.au
admin@pjdata.com.au
www.facebook.com/PJHarnessRacing



RISE Digital, Harness Racing Australia nor the provider accepts any responsibility for the completeness or accuracy of any of the information contained herein, and makes no representations about its suitability for any particular purpose. Users should make their own judgements about those matters and/or seek independent advice. You assume all risks associated with use of data provided on this page

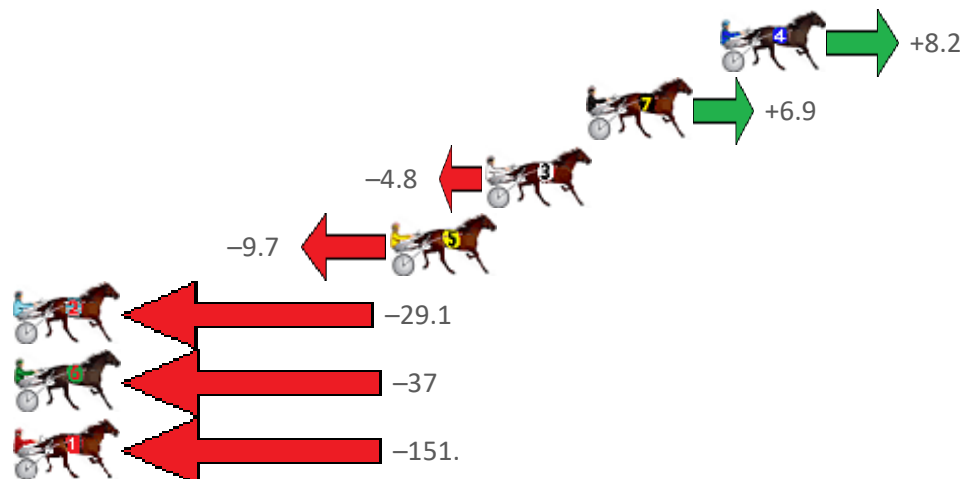
Gloucester Park Race 7 Distance 2130m

Friday, 23 September 2022

Gross Time: 2:35.30 MileRate: 1:57.40 LeadTime: 38.10s First Qtr: 31.60s Second Qtr: 28.50s Third Qtr: 28.40s Fourth Qtr: 28.70s

No Horse	Plc	Mar	800 Posi	400 Posi	Time	3rd Qtr	4th Qtr
4 ROLLING FIRE	1	0.0m	8.2m (0)	7.9m (1)	2:35.30	28.38s	28.14s
7 FESS UP	2	5.3m	12.2m (1)	12.4m (1)	2:35.70	28.42s	28.22s
3 SOHO FIRESTONE	3	9.3m	4.5m (0)	4.5m (0)	2:36.00	28.40s	29.08s
5 HES NEVER BEEN BE	4	13.1m	3.4m (1)	3.7m (1)	2:36.29	28.42s	29.43s
2 VELOCPEDE	5	29.1m	0.0m (0)	0.0m (0)	2:37.49	28.40s	30.89s
6 HEZ ALL THE RAGE	6	44.7m	7.9m (1)	24.2m (0)	2:38.67	29.56s	30.35s
1 ADVANTAGE	7	165.0m	13.9m (0)	109.3m (0)	2:47.73	35.18s	33.37s

Finish Position and metres gained from 800m





Home of PJ Harness Analyser

Want to know how successful PJ Harness Analyser is?
Click here for regular updates

www.pjdata.com.au
admin@pjdata.com.au
www.facebook.com/PJHarnessRacing



RISE Digital, Harness Racing Australia nor the provider accepts any responsibility for the completeness or accuracy of any of the information contained herein, and makes no representations about its suitability for any particular purpose. Users should make their own judgements about those matters and/or seek independent advice. You assume all risks associated with use of data provided on this page

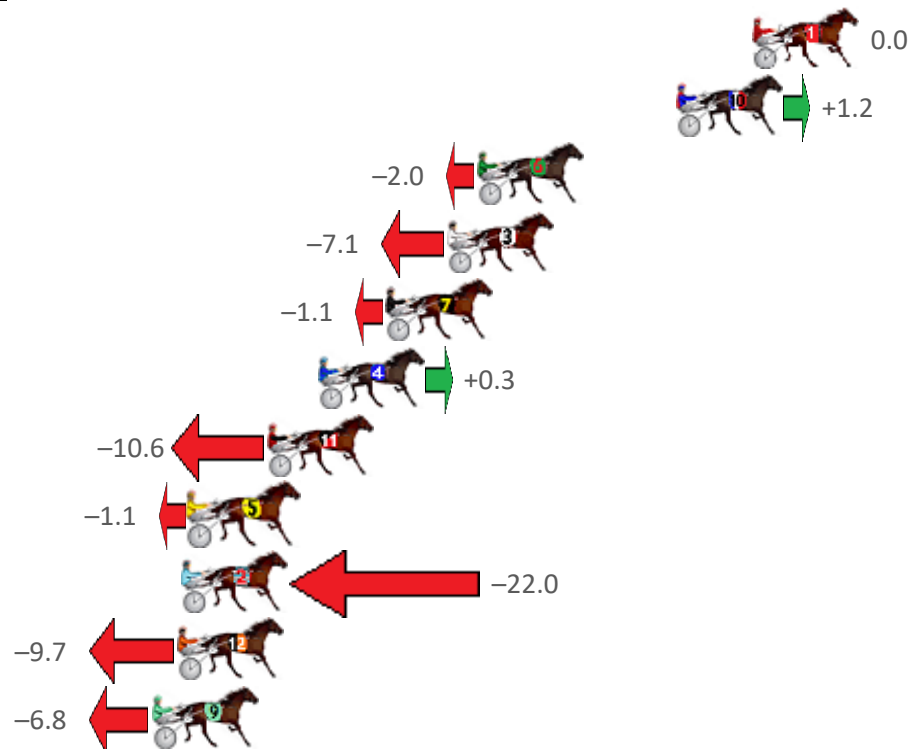
Gloucester Park Race 8 Distance 2130m

Friday, 23 September 2022

Gross Time: 2:37.10 MileRate: 1:58.70 LeadTime: 38.20s First Qtr: 32.00s Second Qtr: 29.80s Third Qtr: 28.90s Fourth Qtr: 28.20s

NoHorse	Plc	Mar	800 Posi	400 Posi	Time	3rd Qtr	4th Qtr
1 SUING YOU	1	0.0m	0.0m (0)	0.0m (0)	2:37.10	28.90s	28.20s
10 THE KRAKEN	2	3.0m	4.2m (0)	4.0m (0)	2:37.32	28.88s	28.14s
6 CARRERA MACH	3	10.9m	8.9m (1)	12.2m (1)	2:37.91	29.12s	28.15s
3 WHOSWHOINTHEZO	4	12.1m	5.0m (1)	7.1m (2)	2:38.00	29.04s	28.59s
7 CROCODILE KID	5	14.5m	13.4m (1)	15.8m (2)	2:38.17	29.06s	28.15s
4 AWAITINGINSTRUCTI	6	17.2m	17.5m (1)	18.4m (1)	2:38.37	28.94s	28.17s
11 BETTORSTARTDREA	7	19.2m	8.6m (0)	9.0m (0)	2:38.52	28.92s	28.98s
5 BETTOR COPAGOOD	8	22.3m	21.2m (0)	21.4m (0)	2:38.75	28.90s	28.33s
2 MAJOR MUCHA	9	22.6m	0.6m (1)	3.4m (1)	2:38.77	29.10s	29.63s
12 EUSTON FLYER	10	22.8m	13.1m (0)	13.3m (0)	2:38.79	28.90s	28.95s
9 BILLY MACK	11	23.8m	17.0m (0)	17.5m (0)	2:38.86	28.92s	28.72s

Finish Position and metres gained from 800m





Home of PJ Harness Analyser

Want to know how successful PJ Harness Analyser is?
Click here for regular updates

www.pjdata.com.au
admin@pjdata.com.au
www.facebook.com/PJHarnessRacing



RISE Digital, Harness Racing Australia nor the provider accepts any responsibility for the completeness or accuracy of any of the information contained herein, and makes no representations about its suitability for any particular purpose. Users should make their own judgements about those matters and/or seek independent advice. You assume all risks associated with use of data provided on this page

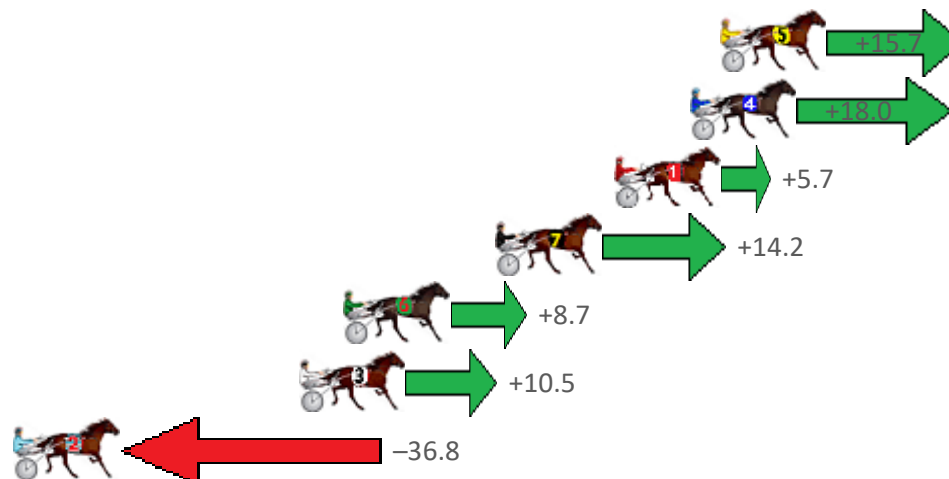
Gloucester Park Race 9 Distance 2503m

Friday, 23 September 2022

Gross Time: 3:08.20 MileRate: 2:00.50 LeadTime: 70.10s First Qtr: 28.80s Second Qtr: 29.30s Third Qtr: 30.00s Fourth Qtr: 30.00s

No Horse	Plc	Mar	800 Posi	400 Posi	Time	3rd Qtr	4th Qtr
5 REBEL WITH A GRIN	1	0.0m	15.7m (0)	4.1m (1)	3:08.20	29.16s	29.70s
4 REGAL SCRIBE	2	1.2m	19.2m (1)	6.2m (2)	3:08.29	29.06s	29.63s
1 DEEORSE	3	4.2m	9.9m (0)	0.0m (0)	3:08.53	29.28s	30.33s
7 GLENLEDI CHIEF	4	8.9m	23.1m (1)	9.2m (3)	3:08.90	29.01s	30.01s
6 GEE SMITH	5	14.9m	23.6m (0)	9.9m (0)	3:09.37	29.02s	30.43s
3 JOEY JAMES	6	16.7m	27.2m (1)	9.7m (1)	3:09.51	28.74s	30.59s
2 YANKEE LINCOLN	7	36.8m	0.0m (0)	3.8m (0)	3:11.09	30.28s	32.61s

Finish Position and metres gained from 800m





Home of PJ Harness Analyser

Want to know how successful PJ Harness Analyser is?
Click here for regular updates

www.pjdata.com.au
admin@pjdata.com.au
www.facebook.com/PJHarnessRacing



RISE Digital, Harness Racing Australia nor the provider accepts any responsibility for the completeness or accuracy of any of the information contained herein, and makes no representations about its suitability for any particular purpose. Users should make their own judgements about those matters and/or seek independent advice. You assume all risks associated with use of data provided on this page


Gloucester Park Race 10 Distance 2130m

Friday, 23 September 2022

Gross Time: 2:33.80 MileRate: 1:56.20 LeadTime: 36.10s First Qtr: 30.30s Second Qtr: 29.80s Third Qtr: 29.00s Fourth Qtr: 28.60s

No Horse	Plc	Mar	800 Posi	400 Posi	Time	3rd Qtr	4th Qtr
7 MASTER PUBLISHER	1	0.0m	13.3m (1)	10.1m (1)	2:33.80	28.76s	27.88s
6 VINTAGE BLU	2	3.1m	4.4m (1)	0.0m (0)	2:34.03	28.68s	28.83s
3 EUPHORIC MOMENT	3	5.7m	8.6m (1)	5.1m (1)	2:34.23	28.74s	28.67s
9 CHEER THE MAJOR	4	20.2m	13.9m (0)	14.8m (1)	2:35.32	29.06s	29.06s
2 MACHLANI	5	23.8m	8.9m (0)	19.6m (1)	2:35.59	29.76s	28.99s
8 ROCKMENOW	6	31.2m	12.5m (2)	14.9m (2)	2:36.14	29.16s	29.88s
4 MATTJESTIC STAR	7	31.7m	0.0m (0)	6.2m (0)	2:36.18	29.44s	30.54s
1 GOOD TIMES AHEAD	8	61.1m	4.2m (0)	20.1m (0)	2:38.39	30.14s	31.75s

Finish Position and metres gained from 800m





Home of PJ Harness Analyser

Want to know how successful PJ Harness Analyser is?
Click here for regular updates

www.pjdata.com.au
admin@pjdata.com.au
www.facebook.com/PJHarnessRacing



RISE Digital, Harness Racing Australia nor the provider accepts any responsibility for the completeness or accuracy of any of the information contained herein, and makes no representations about its suitability for any particular purpose. Users should make their own judgements about those matters and/or seek independent advice. You assume all risks associated with use of data provided on this page