

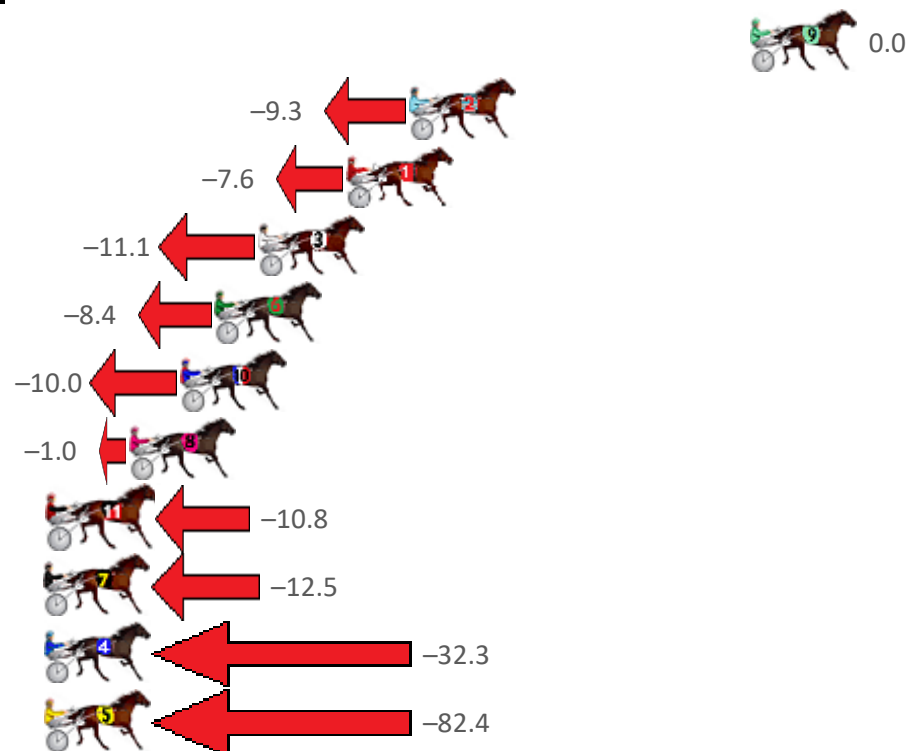
Gloucester Park Race 1 Distance 2130m

Tuesday, 27 September 2022

Gross Time: 2:35.80 MileRate: 1:57.70 LeadTime: 37.70s First Qtr: 31.10s Second Qtr: 30.50s Third Qtr: 28.00s Fourth Qtr: 28.50s

No Horse	Plc	Mar	800 Posi	400 Posi	Time	3rd Qtr	4th Qtr
9 SMART WATCH	1	0.0m	0.0m (0)	0.0m (0)	2:35.80	28.00s	28.50s
2 MANCAVE	2	13.5m	4.2m (0)	4.4m (0)	2:36.81	28.01s	29.14s
1 PACIFIC EAGLE	3	16.0m	8.4m (0)	9.0m (0)	2:37.00	28.04s	29.00s
3 YANKEEDELIGHT	4	19.5m	8.4m (1)	8.8m (1)	2:37.26	28.02s	29.26s
6 PATH OF GOLD	5	21.2m	12.8m (1)	15.4m (1)	2:37.39	28.18s	28.91s
10 IDOLISED	6	22.6m	12.6m (0)	15.2m (0)	2:37.49	28.18s	29.02s
8 CULLEN STAR	7	24.6m	23.6m (0)	34.0m (0)	2:37.64	28.74s	27.83s
11 THE DARK NIGHT	8	27.8m	17.0m (0)	21.2m (0)	2:37.88	28.29s	28.97s
7 LILLYROSE	9	30.7m	18.2m (1)	20.2m (1)	2:38.10	28.13s	29.24s
4 CHERRY ON THE CAK	10	34.5m	2.2m (1)	1.0m (1)	2:38.38	27.89s	30.87s
5 THE HOPE DIAMOND	11	182.4m	100.0m (0)	135.0m (0)	2:49.45	30.43s	31.86s

Finish Position and metres gained from 800m





Home of PJ Harness Analyser

Want to know how successful PJ Harness Analyser is?

Click here for regular updates

www.pjdata.com.au
admin@pjdata.com.au
www.facebook.com/PJHarnessRacing



RISE Digital, Harness Racing Australia nor the provider accepts any responsibility for the completeness or accuracy of any of the information contained herein, and makes no representations about its suitability for any particular purpose. Users should make their own judgements about those matters and/or seek independent advice. You assume all risks associated with use of data provided on this page

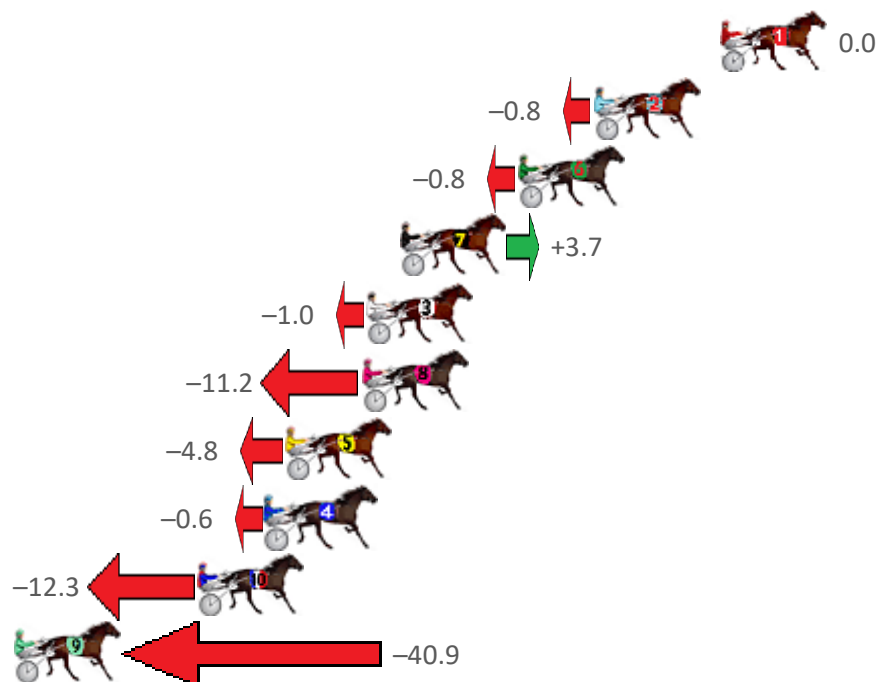
Gloucester Park Race 2 Distance 2130m

Tuesday, 27 September 2022

Gross Time: 2:36.90 MileRate: 1:58.60 LeadTime: 38.40s First Qtr: 30.70s Second Qtr: 29.40s Third Qtr: 28.80s Fourth Qtr: 29.60s

No Horse	Plc	Mar	800 Posi	400 Posi	Time	3rd Qtr	4th Qtr
1 MISS ALLEGRA	1	0.0m	0.0m (0)	0.0m (0)	2:36.90	28.80s	29.60s
2 JUST ROC	2	5.0m	4.2m (0)	4.2m (0)	2:37.29	28.80s	29.66s
6 LOUIE LEBEAU	3	8.0m	7.2m (1)	8.4m (1)	2:37.52	28.89s	29.57s
7 EXTRAORDINARY MA	4	12.7m	16.4m (1)	8.0m (2)	2:37.89	28.19s	29.95s
3 COMNHARRY	5	14.0m	13.0m (0)	15.6m (0)	2:37.99	28.99s	29.48s
8 ROCKMYSTER	6	14.2m	3.0m (1)	3.6m (1)	2:38.00	28.83s	30.38s
5 OURCARIBBEANCRUI	7	17.2m	12.4m (1)	13.4m (1)	2:38.23	28.87s	29.88s
4 LETS ROLL THE DICE	8	18.0m	17.4m (0)	19.8m (0)	2:38.30	28.98s	29.47s
10 ASHIMA	9	20.7m	8.4m (0)	11.2m (0)	2:38.51	28.99s	30.30s
9 CLOUDY REACTOR	10	65.9m	25.0m (0)	33.4m (0)	2:42.01	29.38s	31.99s

Finish Position and metres gained from 800m





Home of PJ Harness Analyser

Want to know how successful PJ Harness Analyser is?
Click here for regular updates

www.pjdata.com.au
admin@pjdata.com.au
www.facebook.com/PJHarnessRacing



RISE Digital, Harness Racing Australia nor the provider accepts any responsibility for the completeness or accuracy of any of the information contained herein, and makes no representations about its suitability for any particular purpose. Users should make their own judgements about those matters and/or seek independent advice. You assume all risks associated with use of data provided on this page

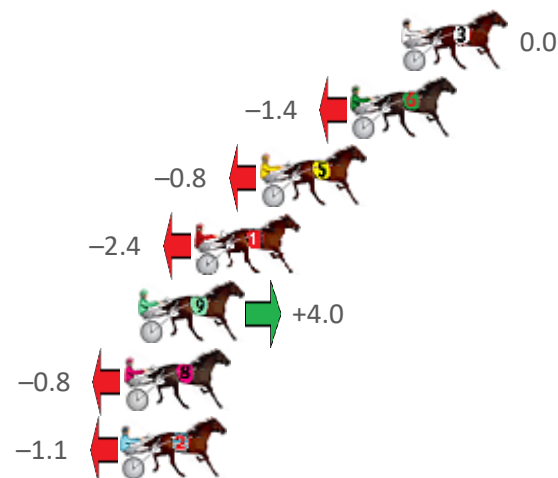
Gloucester Park Race 3 Distance 1730m

Tuesday, 27 September 2022

Gross Time: 2:05.70 MileRate: 1:56.90 LeadTime: 7.90s First Qtr: 30.30s Second Qtr: 29.90s Third Qtr: 28.80s Fourth Qtr: 28.80s

No Horse	Plc	Mar	800 Posi	400 Posi	Time	3rd Qtr	4th Qtr
3 JILLIBY JAKE	1	0.0m	0.0m (0)	0.0m (0)	2:05.70	28.80s	28.80s
6 BURGHLEY SHARD	2	2.0m	0.6m (1)	1.8m (1)	2:05.85	28.89s	28.81s
5 LIBBA RACY	3	5.6m	4.8m (1)	5.6m (1)	2:06.12	28.86s	28.80s
1 RAGING ROMEO	4	8.2m	5.8m (0)	5.4m (0)	2:06.32	28.77s	29.00s
9 BATAVIA BLACKHOLE	5	10.4m	14.4m (0)	14.8m (0)	2:06.49	28.83s	28.48s
8 ROCKINTHEBOX	6	11.0m	10.2m (0)	10.0m (0)	2:06.53	28.79s	28.87s
2 ROCKNROLL WHITBY	7	11.1m	10.0m (1)	9.6m (2)	2:06.54	28.77s	28.91s

Finish Position and metres gained from 800m





Home of PJ Harness Analyser

Want to know how successful PJ Harness Analyser is?

Click here for regular updates

www.pjdata.com.au
admin@pjdata.com.au
www.facebook.com/PJHarnessRacing



RISE Digital, Harness Racing Australia nor the provider accepts any responsibility for the completeness or accuracy of any of the information contained herein, and makes no representations about its suitability for any particular purpose. Users should make their own judgements about those matters and/or seek independent advice. You assume all risks associated with use of data provided on this page

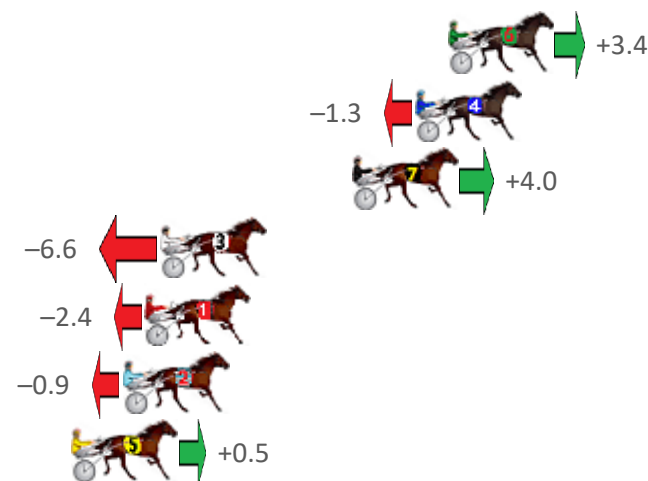
Gloucester Park Race 4 Distance 2130m

Tuesday, 27 September 2022

Gross Time: 2:37.30 MileRate: 1:58.80 LeadTime: 38.20s First Qtr: 32.60s Second Qtr: 30.10s Third Qtr: 28.30s Fourth Qtr: 28.10s

No Horse	Plc	Mar	800 Posi	400 Posi	Time	3rd Qtr	4th Qtr
6 ROLL UP	1	0.0m	3.4m (1)	3.0m (1)	2:37.30	28.27s	27.89s
4 UNCONDITIONAL	2	1.3m	0.0m (0)	0.0m (0)	2:37.40	28.30s	28.19s
7 BALTIC ACE	3	3.8m	7.8m (1)	7.8m (1)	2:37.58	28.30s	27.82s
3 HARLEY ZEST	4	11.4m	4.8m (0)	4.8m (0)	2:38.14	28.30s	28.56s
1 NUCLEAR POKER	5	12.0m	9.6m (0)	9.4m (0)	2:38.19	28.29s	28.28s
2 IM SPIDERMAN	6	12.9m	12.0m (1)	12.4m (1)	2:38.25	28.33s	28.13s
5 CROWDED REACTOR	7	14.9m	15.4m (0)	14.6m (0)	2:38.40	28.24s	28.12s

Finish Position and metres gained from 800m





Home of PJ Harness Analyser

Want to know how successful PJ Harness Analyser is?
Click here for regular updates

www.pjdata.com.au
admin@pjdata.com.au
www.facebook.com/PJHarnessRacing



RISE Digital, Harness Racing Australia nor the provider accepts any responsibility for the completeness or accuracy of any of the information contained herein, and makes no representations about its suitability for any particular purpose. Users should make their own judgements about those matters and/or seek independent advice. You assume all risks associated with use of data provided on this page

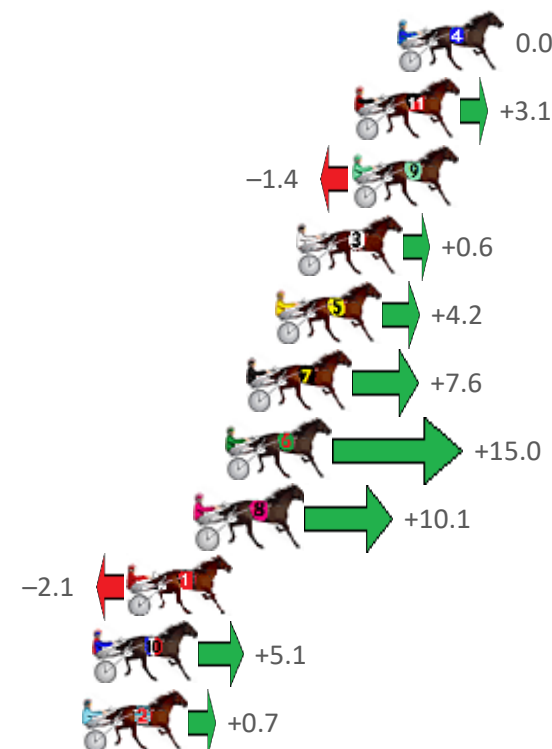
Gloucester Park Race 5 Distance 2130m

Tuesday, 27 September 2022

Gross Time: 2:36.20 MileRate: 1:58.00 LeadTime: 37.10s First Qtr: 31.30s Second Qtr: 30.10s Third Qtr: 28.70s Fourth Qtr: 29.00s

No Horse	Plc	Mar	800 Posi	400 Posi	Time	3rd Qtr	4th Qtr
4 MEDIEVAL MAN	1	0.0m	0.0m (0)	0.0m (0)	2:36.20	28.70s	29.00s
11 MISTER ARDEE	2	1.7m	4.8m (1)	6.0m (1)	2:36.33	28.79s	28.69s
9 SPY MAJOR	3	1.8m	0.4m (1)	1.4m (1)	2:36.34	28.77s	29.03s
3 WESTERN ARTERRA	4	4.0m	4.6m (0)	4.6m (0)	2:36.50	28.70s	28.96s
5 SIDSTREPO	5	4.8m	9.0m (1)	10.2m (1)	2:36.57	28.79s	28.61s
7 MISTER FORTUNIA	6	6.0m	13.6m (1)	14.4m (1)	2:36.66	28.76s	28.39s
6 AMERICAN BULLITT	7	6.8m	21.8m (0)	24.4m (1)	2:36.72	28.89s	27.73s
8 DESTINED TO RULE	8	7.9m	18.0m (1)	18.8m (1)	2:36.80	28.76s	28.21s
1 BE ON GUARD	9	10.7m	8.6m (0)	10.2m (0)	2:37.01	28.81s	29.04s
10 ALLWOOD WIZARD	10	12.1m	17.2m (0)	20.2m (0)	2:37.12	28.92s	28.42s
2 STAR ARMBRO	11	12.5m	13.2m (0)	15.8m (0)	2:37.15	28.89s	28.76s

Finish Position and metres gained from 800m





Home of PJ Harness Analyser

Want to know how successful PJ Harness Analyser is?
Click here for regular updates

www.pjdata.com.au
admin@pjdata.com.au
www.facebook.com/PJHarnessRacing



RISE Digital, Harness Racing Australia nor the provider accepts any responsibility for the completeness or accuracy of any of the information contained herein, and makes no representations about its suitability for any particular purpose. Users should make their own judgements about those matters and/or seek independent advice. You assume all risks associated with use of data provided on this page

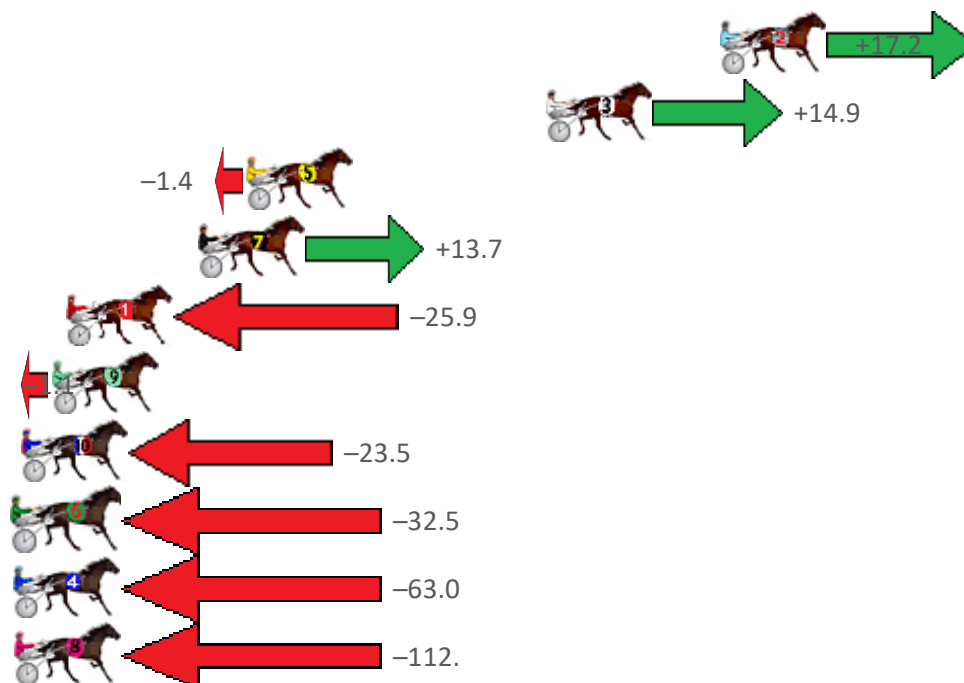
Gloucester Park Race 6 Distance 1730m

Tuesday, 27 September 2022

Gross Time: 2:06.20 MileRate: 1:57.40 LeadTime: 7.80s First Qtr: 28.90s Second Qtr: 29.90s Third Qtr: 30.10s Fourth Qtr: 29.50s

NoHorse	Plc	Mar	800 Posi	400 Posi	Time	3rd Qtr	4th Qtr
2 TINSELTOWN	1	0.0m	17.2m (1)	0.0m (1)	2:06.20	28.83s	29.50s
3 JOHNNY LOMBO	2	6.9m	21.8m (1)	3.2m (2)	2:06.73	28.72s	29.77s
5 SEEKNYOUSHALLFIN	3	18.8m	17.4m (0)	10.6m (2)	2:07.65	29.60s	30.10s
7 SAGATIOUS	4	20.7m	34.4m (1)	15.2m (3)	2:07.80	28.68s	29.90s
1 WATCH ME REACT	5	25.9m	0.0m (0)	2.4m (0)	2:08.20	30.30s	31.22s
9 FOVEAUX MAJOR	6	26.5m	25.4m (0)	14.8m (1)	2:08.25	29.32s	30.36s
10 CARUBA	7	27.7m	4.2m (0)	6.6m (0)	2:08.34	30.29s	31.05s
6 THEREUGO	8	33.3m	0.8m (1)	6.6m (1)	2:08.78	30.55s	31.46s
4 OUR SURROGATE	9	89.4m	26.4m (1)	11.0m (3)	2:13.11	29.02s	35.25s
8 TEPELO STAR	10	392.0m	280.0m (0)	330.0m (0)	2:36.52	33.85s	34.05s

Finish Position and metres gained from 800m





Home of PJ Harness Analyser

Want to know how successful PJ Harness Analyser is?
Click here for regular updates

www.pjdata.com.au
admin@pjdata.com.au
www.facebook.com/PJHarnessRacing



RISE Digital, Harness Racing Australia nor the provider accepts any responsibility for the completeness or accuracy of any of the information contained herein, and makes no representations about its suitability for any particular purpose. Users should make their own judgements about those matters and/or seek independent advice. You assume all risks associated with use of data provided on this page

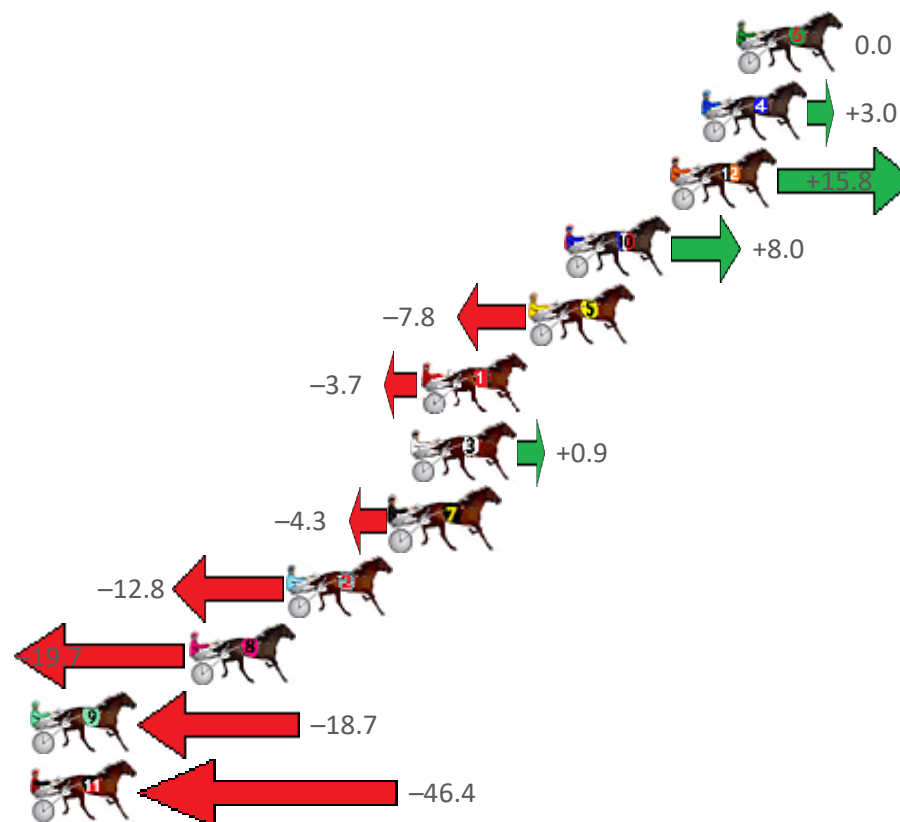
Gloucester Park Race 7 Distance 2130m

Tuesday, 27 September 2022

Gross Time: 2:39.40 MileRate: 2:00.40 LeadTime: 38.20s First Qtr: 32.40s Second Qtr: 30.50s Third Qtr: 28.70s Fourth Qtr: 29.60s

No Horse	Plc	Mar	800 Posi	400 Posi	Time	3rd Qtr	4th Qtr
6 CHAMPAGNE STYLE	1	0.0m	0.0m (0)	0.0m (0)	2:39.40	28.70s	29.60s
4 VALHALLA MISS	2	1.4m	4.4m (0)	4.2m (0)	2:39.51	28.69s	29.39s
12 ICY WINDS	3	2.6m	18.4m (1)	23.8m (2)	2:39.60	29.12s	28.04s
10 RONA MAY	4	6.8m	14.8m (0)	14.8m (0)	2:39.93	28.71s	29.01s
5 TRINITY BROMAC	5	8.2m	0.4m (1)	3.4m (1)	2:40.04	28.91s	29.95s
1 PATRIKIAR	6	12.5m	8.8m (0)	9.4m (0)	2:40.37	28.74s	29.83s
3 OUR GLOWING STAR	7	12.9m	13.8m (1)	20.0m (1)	2:40.40	29.16s	29.08s
7 SHELLNA	8	13.7m	9.4m (1)	14.2m (1)	2:40.46	29.05s	29.56s
2 I AM PINK	9	17.8m	5.0m (1)	8.0m (1)	2:40.78	28.91s	30.32s
8 ABSOLUTE DELIGHT	10	21.7m	2.0m (2)	8.4m (2)	2:41.08	29.15s	30.58s
9 LIAURIE	11	41.7m	23.0m (0)	24.6m (0)	2:42.64	28.80s	30.86s
11 HEADLINE ACT	12	55.2m	8.8m (2)	24.4m (3)	2:43.68	29.80s	31.87s

Finish Position and metres gained from 800m





Home of PJ Harness Analyser

Want to know how successful PJ Harness Analyser is?
Click here for regular updates

www.pjdata.com.au
admin@pjdata.com.au
www.facebook.com/PJHarnessRacing



RISE Digital, Harness Racing Australia nor the provider accepts any responsibility for the completeness or accuracy of any of the information contained herein, and makes no representations about its suitability for any particular purpose. Users should make their own judgements about those matters and/or seek independent advice. You assume all risks associated with use of data provided on this page

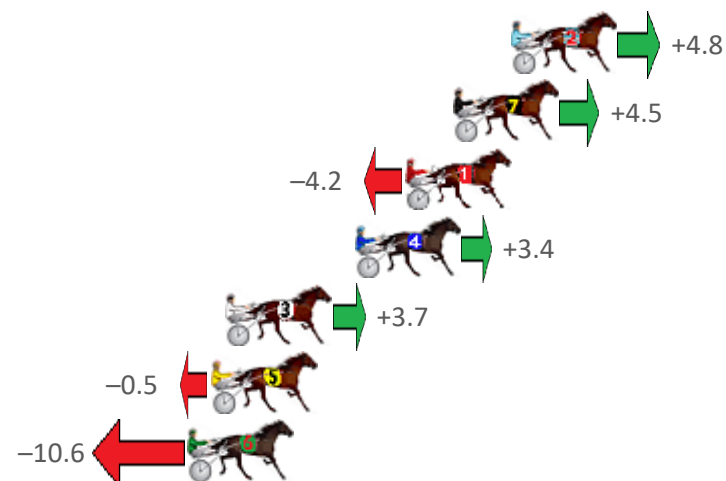
Gloucester Park Race 8 Distance 2130m

Tuesday, 27 September 2022

Gross Time: 2:40.90 MileRate: 2:01.60 LeadTime: 40.00s First Qtr: 33.20s Second Qtr: 30.10s Third Qtr: 28.40s Fourth Qtr: 29.20s

No Horse	Plc	Mar	800 Posi	400 Posi	Time	3rd Qtr	4th Qtr
2 MAGNUS VICTOR	1	0.0m	4.8m (0)	4.4m (0)	2:40.90	28.38s	28.88s
7 CABSAY	2	2.3m	6.8m (1)	7.4m (1)	2:41.08	28.45s	28.83s
1 QUIGGLEY	3	4.2m	0.0m (0)	0.0m (0)	2:41.22	28.40s	29.50s
4 SWEET VIVIENNE	4	6.2m	9.6m (0)	9.4m (0)	2:41.37	28.39s	28.97s
3 ALLAGLOW	5	11.3m	15.0m (0)	15.0m (0)	2:41.77	28.40s	28.93s
5 WANEA	6	11.9m	11.4m (1)	11.4m (1)	2:41.81	28.40s	29.24s
6 IMAHERO	7	12.8m	2.2m (1)	3.0m (1)	2:41.88	28.45s	29.91s

Finish Position and metres gained from 800m





Home of PJ Harness Analyser

Want to know how successful PJ Harness Analyser is?
Click here for regular updates

www.pjdata.com.au
admin@pjdata.com.au
www.facebook.com/PJHarnessRacing



RISE Digital, Harness Racing Australia nor the provider accepts any responsibility for the completeness or accuracy of any of the information contained herein, and makes no representations about its suitability for any particular purpose. Users should make their own judgements about those matters and/or seek independent advice. You assume all risks associated with use of data provided on this page

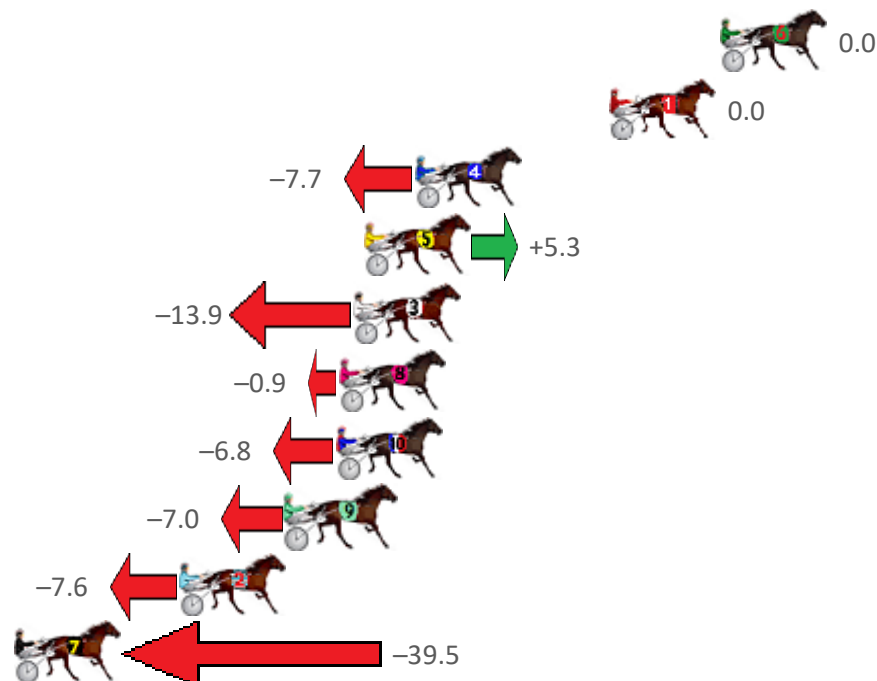
Gloucester Park Race 9 Distance 1730m

Tuesday, 27 September 2022

Gross Time: 2:06.20 MileRate: 1:57.40 LeadTime: 7.90s First Qtr: 29.00s Second Qtr: 29.90s Third Qtr: 29.40s Fourth Qtr: 30.00s

No Horse	Plc	Mar	800 Posi	400 Posi	Time	3rd Qtr	4th Qtr
6 ACOLTNAMEDSU	1	0.0m	0.0m (1)	0.0m (1)	2:06.20	29.40s	30.00s
1 BARKLEY	2	4.4m	4.4m (0)	6.0m (1)	2:06.55	29.52s	29.88s
4 AMERICAN ROCK	3	12.1m	4.4m (1)	8.2m (2)	2:07.15	29.68s	30.29s
5 FARAWAYEYES	4	14.1m	19.4m (1)	19.2m (3)	2:07.31	29.39s	29.62s
3 BELONERO	5	14.5m	0.6m (0)	3.0m (0)	2:07.34	29.57s	30.86s
8 TRITTRITTBANGBAN	6	15.1m	14.2m (0)	16.2m (1)	2:07.39	29.55s	29.92s
10 THE NOTORIOUS ON	7	15.2m	8.4m (1)	12.4m (3)	2:07.39	29.69s	30.21s
9 IAM LAMBROS	8	17.2m	10.2m (0)	13.0m (0)	2:07.55	29.60s	30.31s
2 THE PARTY BOY	9	21.4m	13.8m (1)	22.0m (1)	2:07.88	30.01s	29.96s
7 BOSTON ROB	10	43.5m	4.0m (2)	18.2m (2)	2:09.62	30.43s	31.89s

Finish Position and metres gained from 800m





Home of PJ Harness Analyser

Want to know how successful PJ Harness Analyser is?
Click here for regular updates

www.pjdata.com.au
admin@pjdata.com.au
www.facebook.com/PJHarnessRacing



RISE Digital, Harness Racing Australia nor the provider accepts any responsibility for the completeness or accuracy of any of the information contained herein, and makes no representations about its suitability for any particular purpose. Users should make their own judgements about those matters and/or seek independent advice. You assume all risks associated with use of data provided on this page