

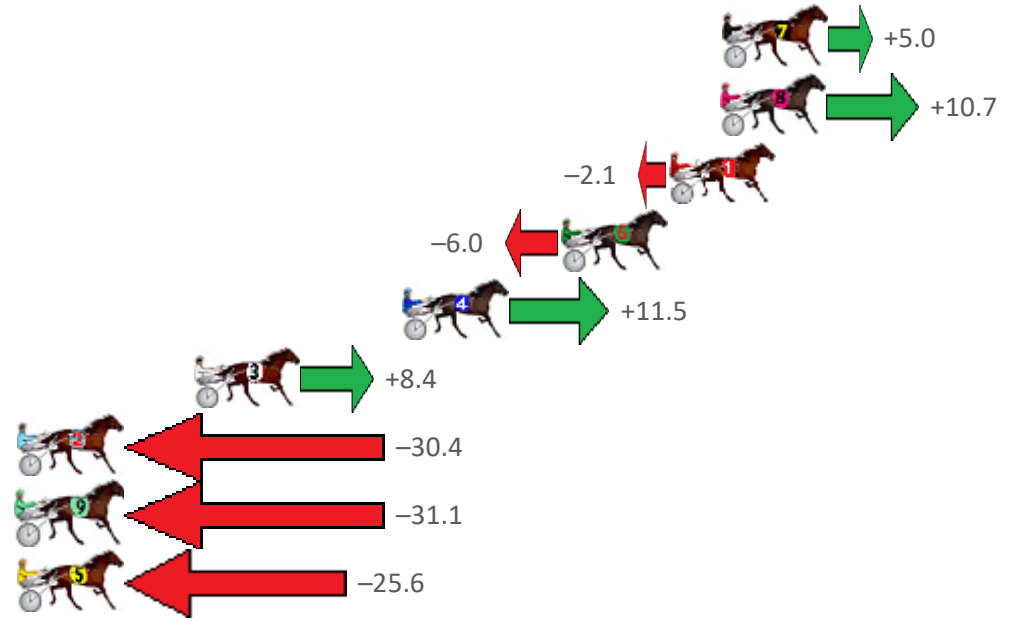
# Narrogin Race 1 Distance 1823m

Friday, 2 September 2022

Gross Time: 2:13.10 MileRate: 1:57.50 LeadTime: 14.30s First Qtr: 29.80s Second Qtr: 29.70s Third Qtr: 29.00s Fourth Qtr: 30.30s

No Horse	Plc	Mar	800 Posi	400 Posi	Time	3rd Qtr	4th Qtr
7 STEREOGRAPHIC	1	0.0m	5.0m (1)	5.0m (2)	2:13.10	29.01s	29.92s
8 CHASING HILL	2	0.1m	10.8m (0)	10.0m (1)	2:13.11	28.96s	29.55s
1 PACIFIC EAGLE	3	2.1m	0.0m (0)	0.0m (0)	2:13.27	29.00s	30.46s
6 CHEESE AND BICCYS	4	6.4m	0.4m (1)	0.0m (1)	2:13.61	28.96s	30.78s
4 KOOLBARDI NAVAJO	5	12.7m	24.2m (0)	8.4m (0)	2:14.11	27.83s	30.62s
3 MUMMAS LITTLE ST	6	21.0m	29.4m (0)	22.4m (0)	2:14.77	28.49s	30.19s
2 FOLLOW ROCKNROL	7	34.8m	4.4m (0)	5.0m (1)	2:15.86	29.00s	32.54s
9 JAMANCO	8	40.5m	9.4m (1)	17.4m (1)	2:16.31	29.55s	32.04s
5 AY MILTON	9	60.6m	35.0m (0)	45.0m (0)	2:17.91	29.71s	31.48s

Finish Position and metres gained from 800m





### Home of PJ Harness Analyser

Want to know how successful PJ Harness Analyser is?  
[Click here for regular updates](#)

[www.pjdata.com.au](http://www.pjdata.com.au)   
 [admin@pjdata.com.au](mailto:admin@pjdata.com.au)   
 [www.facebook.com/PJHarnessRacing](https://www.facebook.com/PJHarnessRacing)



RISE Digital, Harness Racing Australia nor the provider accepts any responsibility for the completeness or accuracy of any of the information contained herein, and makes no representations about its suitability for any particular purpose. Users should make their own judgements about those matters and/or seek independent advice. You assume all risks associated with use of data provided on this page

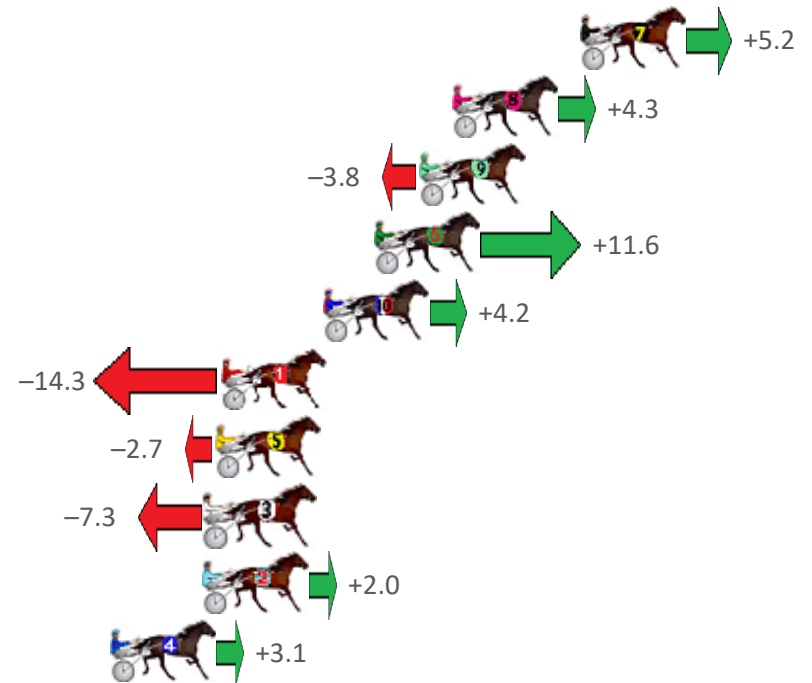
# Narrogin Race 2 Distance 1823m

Friday, 2 September 2022

Gross Time: 2:16.10 MileRate: 2:00.20 LeadTime: 14.80s First Qtr: 31.70s Second Qtr: 29.70s Third Qtr: 29.60s Fourth Qtr: 30.30s

No Horse	Plc	Mar	800 Posi	400 Posi	Time	3rd Qtr	4th Qtr
7 APOLOGIZE	1	0.0m	5.2m (0)	5.2m (1)	2:16.10	29.60s	29.91s
8 STAR OF THE BAY	2	5.1m	9.4m (0)	9.2m (0)	2:16.50	29.59s	29.99s
9 JOHNNY LOMBO	3	6.4m	2.6m (1)	1.0m (1)	2:16.61	29.48s	30.71s
6 LETS ROCK TONIGHT	4	8.2m	19.8m (0)	17.8m (0)	2:16.75	29.46s	<b>29.58s</b>
10 PARTY BOY FREDDY	5	10.2m	14.4m (0)	13.4m (0)	2:16.91	29.53s	30.06s
1 IM DECADENT	6	14.3m	<b>0.0m (0)</b>	<b>0.0m (0)</b>	2:17.23	29.59s	31.38s
5 SPORT SPORT SPORT	7	14.5m	11.8m (1)	10.6m (1)	2:17.25	29.51s	30.59s
3 SWANBOURNE SPUN	8	14.9m	7.6m (1)	5.6m (2)	2:17.28	29.44s	31.00s
2 BATHTIME	9	15.0m	17.0m (1)	14.8m (1)	2:17.29	29.44s	30.32s
4 FIGHT SONG	10	18.7m	21.8m (1)	19.4m (1)	2:17.58	<b>29.42s</b>	30.25s

Finish Position and metres gained from 800m





**Home of PJ Harness Analyser**  
**Want to know how successful PJ Harness Analyser is?**  
**Click here for regular updates**

[www.pjdata.com.au](http://www.pjdata.com.au)   
 [admin@pjdata.com.au](mailto:admin@pjdata.com.au)   
 [www.facebook.com/PJHarnessRacing](https://www.facebook.com/PJHarnessRacing)



RISE Digital, Harness Racing Australia nor the provider accepts any responsibility for the completeness or accuracy of any of the information contained herein, and makes no representations about its suitability for any particular purpose. Users should make their own judgements about those matters and/or seek independent advice. You assume all risks associated with use of data provided on this page

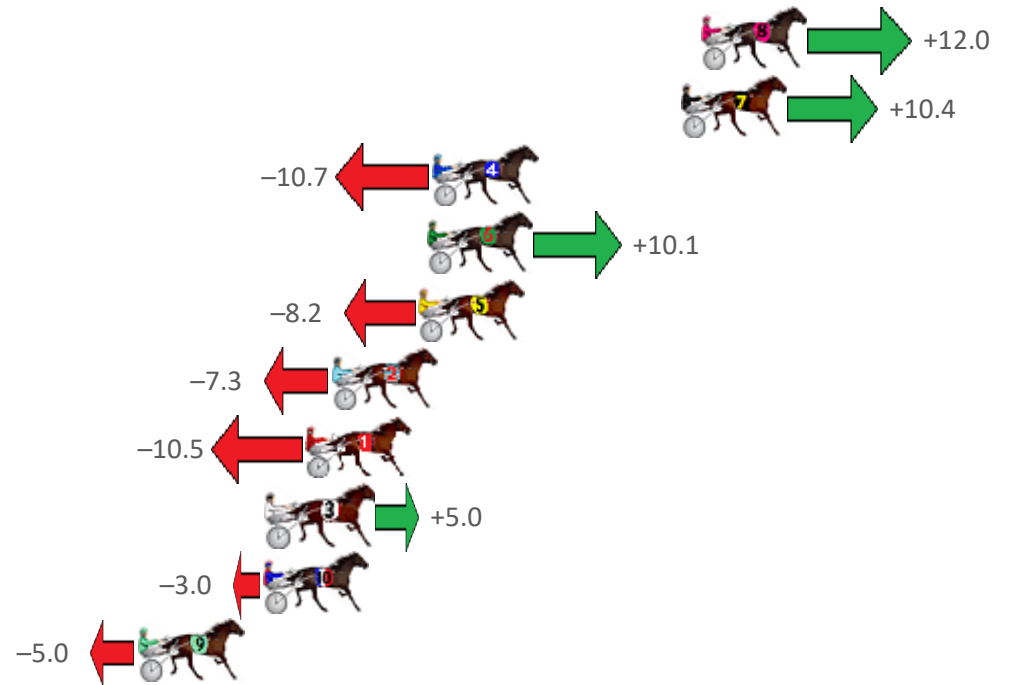
# Narrogin Race 3 Distance 1823m

Friday, 2 September 2022

Gross Time: 2:17.20 MileRate: 2:01.10 LeadTime: 15.20s First Qtr: 31.20s Second Qtr: 30.70s Third Qtr: 29.40s Fourth Qtr: 30.70s

No Horse	Plc	Mar	800 Posi	400 Posi	Time	3rd Qtr	4th Qtr
8 STELLA MAJOR	1	0.0m	12.0m (1)	7.4m (3)	2:17.20	29.07s	30.14s
7 NOVEL APPROACH	2	0.8m	11.2m (0)	10.4m (1)	2:17.26	29.36s	<b>29.97s</b>
4 GALACTIC LIONESS	3	10.7m	<b>0.0m (0)</b>	0.4m (0)	2:18.06	29.41s	31.49s
6 GIRL IN CLOVER	4	10.9m	21.0m (1)	15.6m (1)	2:18.08	29.00s	30.34s
5 BETTOR LOOK	5	11.2m	3.0m (1)	5.2m (1)	2:18.10	29.55s	31.16s
2 SAVE THIS DANCE	6	14.7m	7.4m (1)	5.6m (2)	2:18.38	29.25s	31.39s
1 ROSE TO FAME	7	15.7m	5.2m (0)	5.0m (0)	2:18.46	29.37s	31.52s
3 TIMES TICKIN	8	17.2m	22.2m (0)	18.4m (0)	2:18.58	29.12s	30.61s
10 MAL BOY	9	17.4m	14.4m (2)	<b>0.0m (1)</b>	2:18.60	<b>28.30s</b>	32.03s
9 ROCKY AFFAIR	10	22.4m	17.4m (0)	13.8m (0)	2:19.00	29.12s	31.36s

Finish Position and metres gained from 800m





## Home of PJ Harness Analyser

Want to know how successful PJ Harness Analyser is?

Click here for regular updates

[www.pjdata.com.au](http://www.pjdata.com.au)   
 [admin@pjdata.com.au](mailto:admin@pjdata.com.au)   
 [www.facebook.com/PJHarnessRacing](https://www.facebook.com/PJHarnessRacing)



RISE Digital, Harness Racing Australia nor the provider accepts any responsibility for the completeness or accuracy of any of the information contained herein, and makes no representations about its suitability for any particular purpose. Users should make their own judgements about those matters and/or seek independent advice. You assume all risks associated with use of data provided on this page

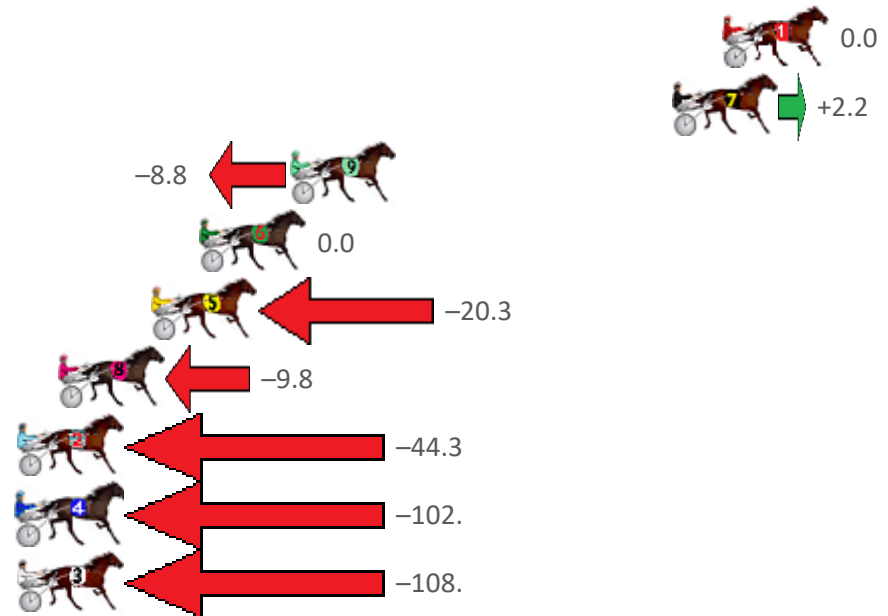
# Narrogin Race 4 Distance 2242m

Friday, 2 September 2022

Gross Time: 2:47.30 MileRate: 2:00.10 LeadTime: 47.70s First Qtr: 31.20s Second Qtr: 30.20s Third Qtr: 28.50s Fourth Qtr: 29.70s

No Horse	Plc	Mar	800 Posi	400 Posi	Time	3rd Qtr	4th Qtr
1 RUSINOL	1	0.0m	0.0m (0)	0.0m (0)	2:47.30	28.50s	29.70s
7 KOLISI	2	2.0m	4.2m (0)	2.2m (1)	2:47.46	28.36s	29.69s
9 GOODONYA MATE	3	17.2m	8.4m (0)	13.4m (1)	2:48.64	28.86s	29.98s
6 FIORD	4	20.8m	20.8m (1)	26.6m (1)	2:48.92	28.93s	29.27s
5 CRACKA TINNY	5	22.7m	2.4m (1)	9.8m (2)	2:49.07	29.02s	30.65s
8 BOSTON ROB	6	26.4m	16.6m (1)	21.4m (1)	2:49.35	28.84s	30.07s
2 BELONERO	7	56.5m	12.2m (1)	32.2m (1)	2:51.70	29.91s	31.49s
4 BETTOR BE ARTFUL	8	115.7m	13.0m (0)	14.2m (0)	2:56.31	28.44s	37.19s
3 SISTERS	9	116.5m	7.8m (1)	36.2m (0)	2:56.37	30.43s	35.63s

Finish Position and metres gained from 800m





**Home of PJ Harness Analyser**

Want to know how successful PJ Harness Analyser is?

Click here for regular updates

[www.pjdata.com.au](http://www.pjdata.com.au)   
 [admin@pjdata.com.au](mailto:admin@pjdata.com.au)   
 [www.facebook.com/PJHarnessRacing](https://www.facebook.com/PJHarnessRacing)



RISE Digital, Harness Racing Australia nor the provider accepts any responsibility for the completeness or accuracy of any of the information contained herein, and makes no representations about its suitability for any particular purpose. Users should make their own judgements about those matters and/or seek independent advice. You assume all risks associated with use of data provided on this page

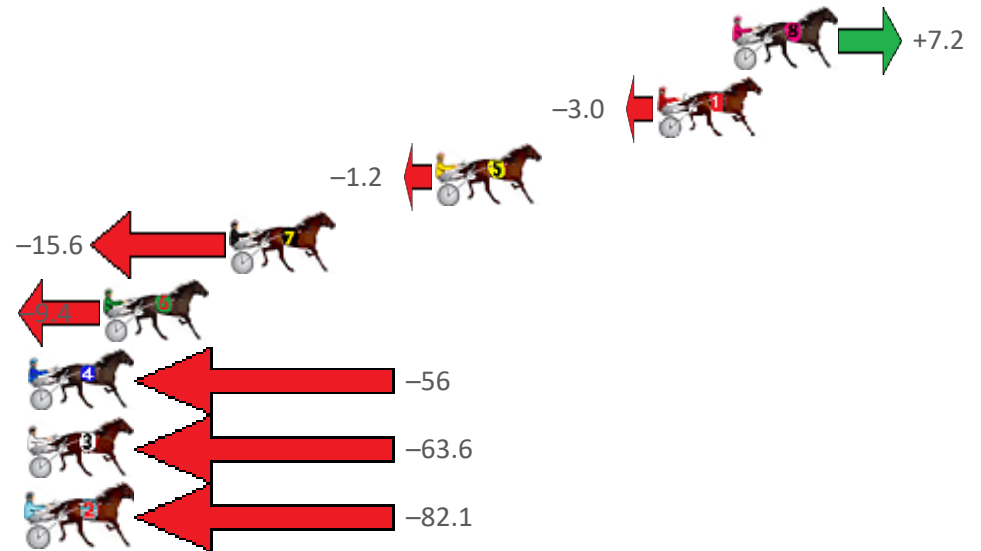
# Narrogin Race 5 Distance 2242m

Friday, 2 September 2022

Gross Time: 2:47.60 MileRate: 2:00.30 LeadTime: 49.90s First Qtr: 30.00s Second Qtr: 29.10s Third Qtr: 29.40s Fourth Qtr: 29.20s

No Horse	Plc	Mar	800 Posi	400 Posi	Time	3rd Qtr	4th Qtr
8 ROCKNROLL ELLIOT	1	0.0m	7.2m (1)	2.4m (1)	2:47.60	29.05s	29.03s
1 VINTAGE BLU	2	3.0m	0.0m (0)	0.0m (0)	2:47.83	29.40s	29.42s
5 SIMPLY SHAZ	3	11.8m	10.6m (0)	10.0m (0)	2:48.50	29.36s	29.33s
7 DESIDERIO	4	20.0m	4.4m (0)	5.2m (0)	2:49.13	29.46s	30.27s
6 APOLLO ROCK	5	25.0m	15.6m (1)	16.4m (0)	2:49.51	29.46s	29.82s
4 KEPTAIN COURAGEO	6	57.8m	2.6m (1)	7.0m (1)	2:52.03	29.73s	32.89s
3 ARDENS WINSTAR	7	92.6m	29.0m (0)	60.0m (0)	2:54.69	31.67s	31.57s
2 SANTANNA CRUISER	8	105.9m	23.8m (0)	70.0m (0)	2:55.71	32.77s	31.81s

Finish Position and metres gained from 800m





**Home of PJ Harness Analyser**  
 Want to know how successful PJ Harness Analyser is?  
 Click here for regular updates

[www.pjdata.com.au](http://www.pjdata.com.au)   
 [admin@pjdata.com.au](mailto:admin@pjdata.com.au)   
 [www.facebook.com/PJHarnessRacing](https://www.facebook.com/PJHarnessRacing)



RISE Digital, Harness Racing Australia nor the provider accepts any responsibility for the completeness or accuracy of any of the information contained herein, and makes no representations about its suitability for any particular purpose. Users should make their own judgements about those matters and/or seek independent advice. You assume all risks associated with use of data provided on this page

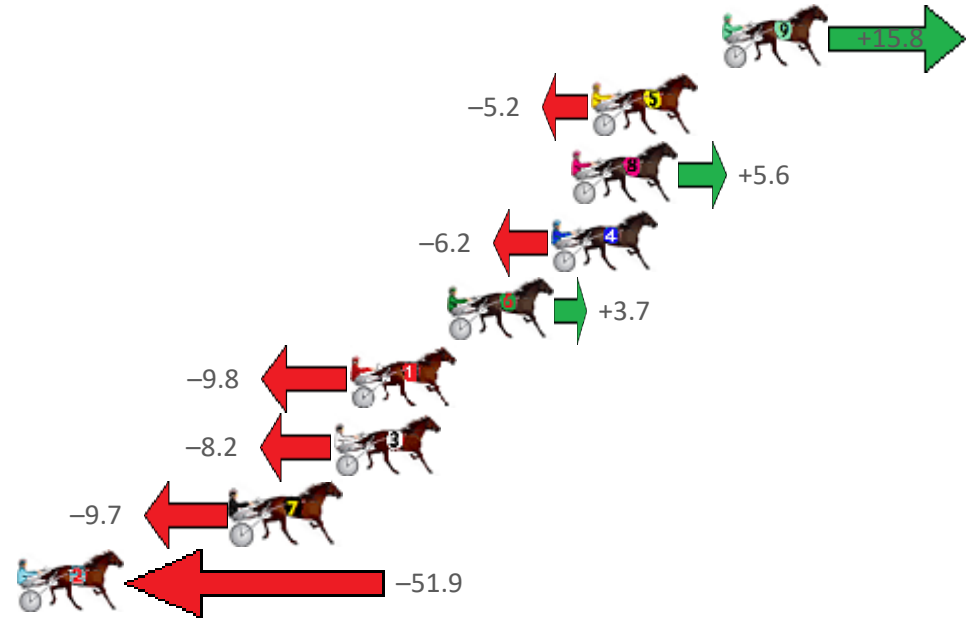
# Narrogin Race 6 Distance 2636m

Friday, 2 September 2022

Gross Time: 3:25.80 MileRate: 2:02.80 LeadTime: 83.90s First Qtr: 31.40s Second Qtr: 30.20s Third Qtr: 28.80s Fourth Qtr: 31.50s

No Horse	Plc	Mar	800 Posi	400 Posi	Time	3rd Qtr	4th Qtr
9 SILENT REACTION	1	0.0m	15.8m (1)	17.6m (2)	3:25.80	28.99s	30.12s
5 EL JESSIE	2	5.2m	0.0m (0)	1.0m (0)	3:26.23	28.86s	31.83s
8 ARK OF ROCK	3	6.0m	11.6m (1)	13.2m (1)	3:26.29	28.94s	30.94s
4 FIREBALL FRIDAY	4	6.8m	0.6m (1)	0.0m (1)	3:26.36	28.73s	32.03s
6 BATAVIA BLACKHOLE	5	10.9m	14.6m (0)	18.6m (1)	3:26.70	29.13s	30.90s
1 GLADYS GUGMAN	6	14.8m	5.0m (0)	8.0m (1)	3:27.02	29.00s	32.03s
3 MEGA MACH	7	15.4m	7.2m (1)	9.4m (2)	3:27.07	28.94s	31.97s
7 HOW GOUDA SHE	8	19.5m	9.8m (0)	14.4m (0)	3:27.41	29.13s	31.90s
2 BATAVIA REACTOR	9	72.1m	20.2m (0)	34.0m (0)	3:31.73	29.71s	34.48s

Finish Position and metres gained from 800m





### Home of PJ Harness Analyser

Want to know how successful PJ Harness Analyser is?  
[Click here for regular updates](#)

[www.pjdata.com.au](http://www.pjdata.com.au)   
 [admin@pjdata.com.au](mailto:admin@pjdata.com.au)   
 [www.facebook.com/PJHarnessRacing](https://www.facebook.com/PJHarnessRacing)



RISE Digital, Harness Racing Australia nor the provider accepts any responsibility for the completeness or accuracy of any of the information contained herein, and makes no representations about its suitability for any particular purpose. Users should make their own judgements about those matters and/or seek independent advice. You assume all risks associated with use of data provided on this page



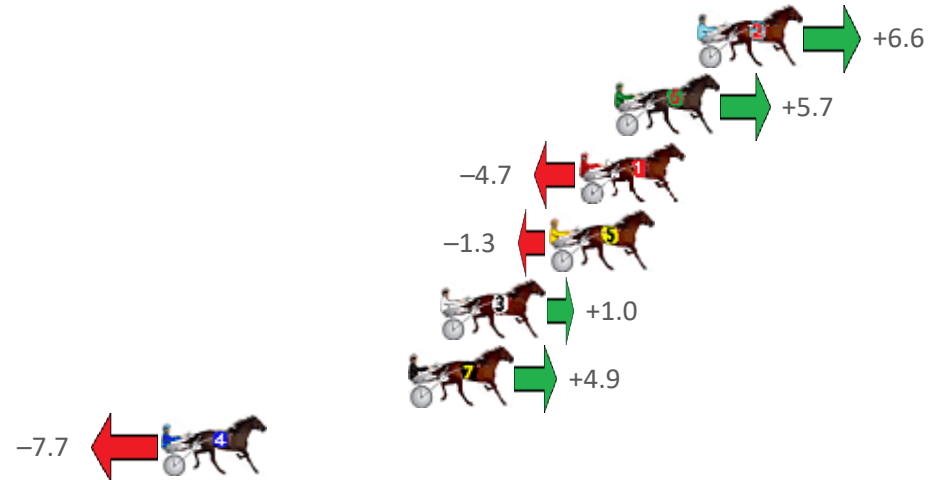
# Narrogin Race 7 Distance 2242m

Friday, 2 September 2022

Gross Time: 2:54.10 MileRate: 2:05.00 LeadTime: 50.20s First Qtr: 33.10s Second Qtr: 31.70s Third Qtr: 29.60s Fourth Qtr: 29.50s

No Horse	Plc	Mar	800 Posi	400 Posi	Time	3rd Qtr	4th Qtr
2 LOMBO MITCHINSO	1	0.0m	6.6m (1)	2.6m (1)	2:54.10	29.31s	29.31s
6 JACKIE DANIELS	2	3.3m	9.0m (0)	9.6m (0)	2:54.36	29.64s	29.04s
1 ELLUCIFER	3	4.7m	0.0m (0)	0.0m (0)	2:54.46	29.60s	29.84s
5 ROAD STAR	4	5.9m	4.6m (0)	4.2m (0)	2:54.56	29.57s	29.62s
3 ON GOLDEN ROAD	5	10.2m	11.2m (1)	7.2m (1)	2:54.89	29.31s	29.72s
7 BARTLETT	6	11.5m	16.4m (1)	11.6m (1)	2:54.99	29.25s	29.49s
4 YOUR GRACE	7	21.3m	13.6m (0)	14.6m (0)	2:55.75	29.67s	29.99s

Finish Position and metres gained from 800m





### Home of PJ Harness Analyser

Want to know how successful PJ Harness Analyser is?  
[Click here for regular updates](#)

[www.pjdata.com.au](http://www.pjdata.com.au)   
 [admin@pjdata.com.au](mailto:admin@pjdata.com.au)   
 [www.facebook.com/PJHarnessRacing](https://www.facebook.com/PJHarnessRacing)



RISE Digital, Harness Racing Australia nor the provider accepts any responsibility for the completeness or accuracy of any of the information contained herein, and makes no representations about its suitability for any particular purpose. Users should make their own judgements about those matters and/or seek independent advice. You assume all risks associated with use of data provided on this page