

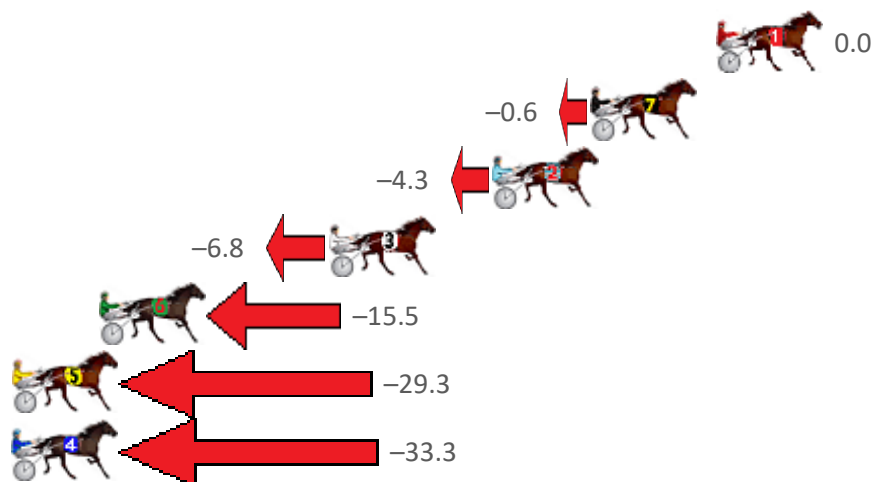
# Northam Race 1 Distance 2190m

Saturday, 3 September 2022

Gross Time: 2:46.50 MileRate: 2:02.30 LeadTime: 45.20s First Qtr: 33.00s Second Qtr: 31.00s Third Qtr: 28.80s Fourth Qtr: 28.50s

No Horse	Plc	Mar	800 Posi	400 Posi	Time	3rd Qtr	4th Qtr
1 HEEZ GOOD AS GOL	1	0.0m	0.0m (0)	0.0m (0)	2:46.50	28.80s	28.50s
7 STAPLETON	2	5.0m	4.4m (0)	4.2m (0)	2:46.87	28.79s	28.56s
2 OVERLY EXCITED	3	8.9m	4.6m (1)	7.2m (1)	2:47.17	28.99s	28.62s
3 SANFORD BART	4	15.4m	8.6m (0)	9.4m (0)	2:47.65	28.86s	28.93s
6 TEMUKAS GIRL	5	24.5m	9.0m (1)	11.6m (1)	2:48.33	28.99s	29.41s
5 FLASHING ARK	6	29.5m	0.2m (1)	2.6m (1)	2:48.71	28.98s	30.41s
4 MORISSETTE	7	47.3m	14.0m (0)	18.4m (0)	2:50.04	29.12s	30.55s

Finish Position and metres gained from 800m





## Home of PJ Harness Analyser

Want to know how successful PJ Harness Analyser is?  
Click here for regular updates

[www.pjdata.com.au](http://www.pjdata.com.au)
[admin@pjdata.com.au](mailto:admin@pjdata.com.au)
[www.facebook.com/PJHarnessRacing](https://www.facebook.com/PJHarnessRacing)



RISE Digital, Harness Racing Australia nor the provider accepts any responsibility for the completeness or accuracy of any of the information contained herein, and makes no representations about its suitability for any particular purpose. Users should make their own judgements about those matters and/or seek independent advice. You assume all risks associated with use of data provided on this page

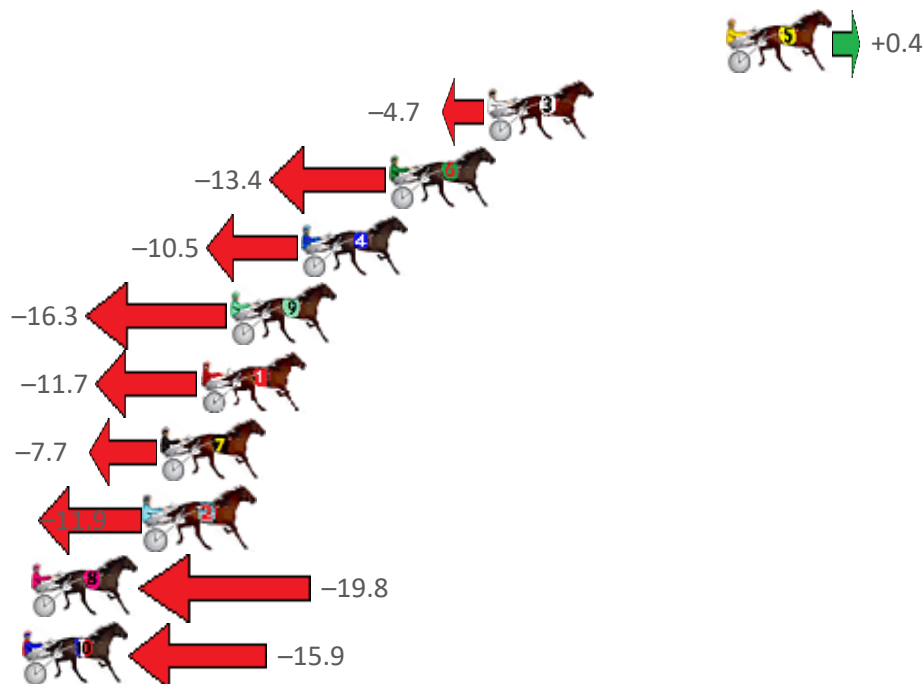
# Northam Race 2 Distance 2190m

Saturday, 3 September 2022

Gross Time: 2:45.70 MileRate: 2:01.70 LeadTime: 44.50s First Qtr: 33.00s Second Qtr: 31.00s Third Qtr: 28.10s Fourth Qtr: 29.10s

No Horse	Plc	Mar	800 Posi	400 Posi	Time	3rd Qtr	4th Qtr
5 LUHRSY	1	0.0m	0.4m (0)	0.0m (0)	2:45.70	28.07s	29.10s
3 HILO LOUISA	2	9.5m	4.8m (0)	4.8m (0)	2:46.43	28.09s	29.44s
6 ROCKMYSTER	3	13.4m	0.0m (1)	2.6m (1)	2:46.72	28.27s	29.88s
4 CULLEN STAR	4	16.9m	6.4m (1)	8.2m (1)	2:46.99	28.22s	29.73s
9 MANCAVE	5	19.7m	3.4m (2)	4.4m (2)	2:47.20	28.15s	30.21s
1 DUNAMIS	6	20.9m	9.2m (0)	11.4m (0)	2:47.30	28.24s	29.79s
7 YANKEEDELIGHT	7	22.5m	14.8m (0)	21.0m (0)	2:47.42	28.54s	29.21s
2 TAKETHECANNOLI	8	23.1m	11.2m (1)	13.4m (2)	2:47.46	28.24s	29.80s
8 EXTRAORDINARY MA	9	27.6m	7.8m (2)	8.6m (2)	2:47.81	28.13s	30.47s
10 METEOROID	10	35.7m	19.8m (1)	29.0m (0)	2:48.43	28.75s	29.58s

Finish Position and metres gained from 800m





## Home of PJ Harness Analyser

Want to know how successful PJ Harness Analyser is?  
Click here for regular updates

[www.pjdata.com.au](http://www.pjdata.com.au)
[admin@pjdata.com.au](mailto:admin@pjdata.com.au)
[www.facebook.com/PJHarnessRacing](https://www.facebook.com/PJHarnessRacing)



RISE Digital, Harness Racing Australia nor the provider accepts any responsibility for the completeness or accuracy of any of the information contained herein, and makes no representations about its suitability for any particular purpose. Users should make their own judgements about those matters and/or seek independent advice. You assume all risks associated with use of data provided on this page

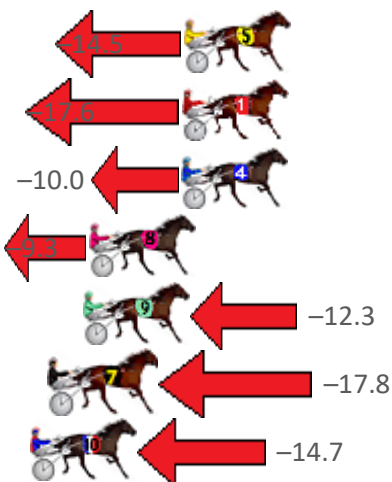
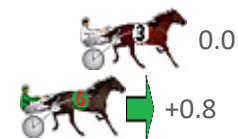
# Northam Race 3 Distance 2190m

Saturday, 3 September 2022

Gross Time: 2:48.40 MileRate: 2:03.70 LeadTime: 45.60s First Qtr: 33.00s Second Qtr: 32.00s Third Qtr: 29.60s Fourth Qtr: 28.20s

No Horse	Plc	Mar	800 Posi	400 Posi	Time	3rd Qtr	4th Qtr
3 ARDENS HORIZON	1	0.0m	0.0m (0)	0.0m (0)	2:48.40	29.60s	28.20s
6 FIVE BANGLES	2	2.4m	3.2m (1)	3.8m (1)	2:48.58	29.64s	28.10s
5 OSAKA	3	21.9m	7.4m (1)	8.4m (1)	2:50.02	29.70s	29.15s
1 IM RIDDLER	4	22.0m	4.4m (0)	6.2m (0)	2:50.03	29.76s	29.31s
4 LOVE TO FLY	5	22.0m	12.0m (1)	12.6m (1)	2:50.03	29.66s	28.86s
8 CYBER STORM	6	25.7m	16.4m (1)	16.6m (1)	2:50.30	29.63s	28.84s
9 VELVET SHADOW	7	25.9m	13.6m (0)	15.8m (0)	2:50.32	29.78s	28.91s
7 ROBO REACTOR	8	27.2m	9.4m (0)	11.2m (0)	2:50.42	29.76s	29.32s
10 ROSCOS RESCUE	9	32.5m	17.8m (0)	20.4m (0)	2:50.81	29.81s	29.05s

Finish Position and metres gained from 800m





## Home of PJ Harness Analyser

Want to know how successful PJ Harness Analyser is?  
Click here for regular updates

[www.pjdata.com.au](http://www.pjdata.com.au)
[admin@pjdata.com.au](mailto:admin@pjdata.com.au)
[www.facebook.com/PJHarnessRacing](https://www.facebook.com/PJHarnessRacing)



RISE Digital, Harness Racing Australia nor the provider accepts any responsibility for the completeness or accuracy of any of the information contained herein, and makes no representations about its suitability for any particular purpose. Users should make their own judgements about those matters and/or seek independent advice. You assume all risks associated with use of data provided on this page


# Northam Race 4 Distance 2190m

Saturday, 3 September 2022

Gross Time: 2:43.90 MileRate: 2:00.40 LeadTime: 43.30s First Qtr: 30.00s Second Qtr: 29.60s Third Qtr: 29.80s Fourth Qtr: 31.20s

No Horse	Plc	Mar	800 Posi	400 Posi	Time	3rd Qtr	4th Qtr
7 SALIGO BAY	1	0.0m	8.8m (0)	8.6m (0)	2:43.90	29.80s	30.53s
1 HES THUNDER	2	1.6m	4.6m (0)	4.2m (0)	2:44.03	29.77s	31.00s
5 TENACIOUS GEORGE	3	3.2m	0.0m (0)	0.0m (0)	2:44.16	29.79s	31.45s
3 GENERAL JOLT	4	4.6m	2.4m (1)	3.2m (1)	2:44.28	29.86s	31.31s
4 SHES A HARLEEQUIN	5	8.9m	7.4m (1)	8.2m (1)	2:44.63	29.86s	31.25s
8 THE BANDS PLAYING	6	10.7m	13.2m (0)	10.0m (2)	2:44.77	29.56s	31.25s
10 BATAVIA STREAMLIN	7	14.2m	17.6m (0)	14.0m (0)	2:45.06	29.53s	31.22s
6 ADDA PARIS	8	17.3m	21.8m (0)	17.6m (1)	2:45.31	29.48s	31.18s
9 MARY JOE	9	26.2m	18.0m (2)	12.0m (3)	2:46.04	29.32s	32.30s
2 MISTER RIGGERS	10	97.9m	18.2m (1)	35.0m (0)	2:51.89	30.96s	36.08s

Finish Position and metres gained from 800m





## Home of PJ Harness Analyser

Want to know how successful PJ Harness Analyser is?  
Click here for regular updates

[www.pjdata.com.au](http://www.pjdata.com.au)
[admin@pjdata.com.au](mailto:admin@pjdata.com.au)
[www.facebook.com/PJHarnessRacing](https://www.facebook.com/PJHarnessRacing)



RISE Digital, Harness Racing Australia nor the provider accepts any responsibility for the completeness or accuracy of any of the information contained herein, and makes no representations about its suitability for any particular purpose. Users should make their own judgements about those matters and/or seek independent advice. You assume all risks associated with use of data provided on this page

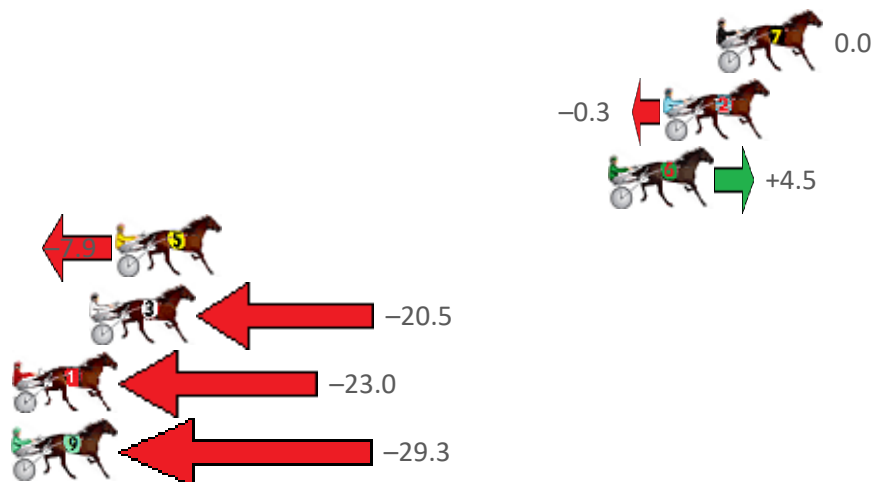
# Northam Race 5 Distance 2190m

Saturday, 3 September 2022

Gross Time: 2:46.50 MileRate: 2:02.30 LeadTime: 44.90s First Qtr: 31.30s Second Qtr: 31.50s Third Qtr: 29.70s Fourth Qtr: 29.10s

No Horse	Plc	Mar	800 Posi	400 Posi	Time	3rd Qtr	4th Qtr
7 TAKING THE MIKI	1	0.0m	0.0m (1)	0.0m (1)	2:46.50	29.70s	29.10s
2 LOUIE LEBEAU	2	2.1m	1.8m (0)	1.0m (0)	2:46.66	29.64s	29.18s
6 STAR FOR ME	3	4.3m	8.8m (1)	11.4m (2)	2:46.83	29.88s	28.59s
5 GIRLFROMDANDALU	4	23.9m	16.0m (0)	18.4m (2)	2:48.32	29.88s	29.50s
3 SHEHADI	5	24.9m	4.4m (1)	8.6m (1)	2:48.40	30.02s	30.28s
1 OURCARIBBEANCRUI	6	29.2m	6.2m (0)	11.8m (0)	2:48.73	30.12s	30.36s
9 COUNT MATAI	7	40.1m	10.8m (0)	18.0m (1)	2:49.56	30.24s	30.70s

Finish Position and metres gained from 800m





## Home of PJ Harness Analyser

Want to know how successful PJ Harness Analyser is?  
Click here for regular updates

[www.pjdata.com.au](http://www.pjdata.com.au)
[admin@pjdata.com.au](mailto:admin@pjdata.com.au)
[www.facebook.com/PJHarnessRacing](https://www.facebook.com/PJHarnessRacing)



RISE Digital, Harness Racing Australia nor the provider accepts any responsibility for the completeness or accuracy of any of the information contained herein, and makes no representations about its suitability for any particular purpose. Users should make their own judgements about those matters and/or seek independent advice. You assume all risks associated with use of data provided on this page

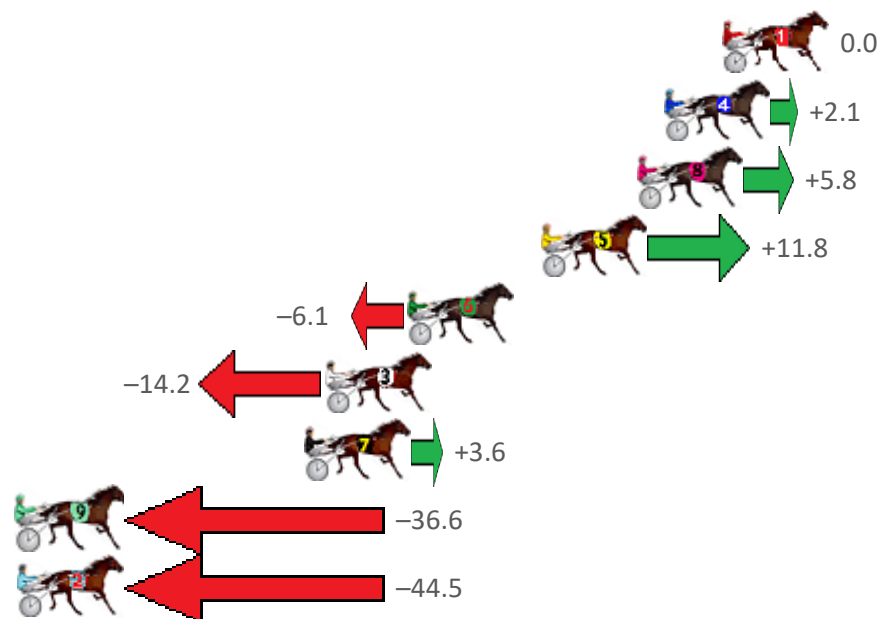
# Northam Race 6 Distance 2560m

Saturday, 3 September 2022

Gross Time: 3:17.70 MileRate: 2:04.30 LeadTime: 77.80s First Qtr: 31.40s Second Qtr: 29.50s Third Qtr: 28.40s Fourth Qtr: 30.60s

No Horse	Plc	Mar	800 Posi	400 Posi	Time	3rd Qtr	4th Qtr
1 SKIPPYS DELIGHT	1	0.0m	0.0m (0)	0.0m (0)	3:17.70	28.40s	30.60s
4 THEWIZARD	2	2.3m	4.4m (0)	4.4m (0)	3:17.88	28.41s	30.44s
8 BREWERY LANE	3	3.4m	9.2m (0)	9.6m (0)	3:17.97	28.45s	30.13s
5 CRACKA TINNY	4	7.2m	19.0m (0)	26.2m (2)	3:18.28	28.98s	29.15s
6 BELLEZZA NERA	5	12.5m	6.4m (1)	11.2m (2)	3:18.70	28.75s	30.70s
3 HESACHARMER	6	15.8m	1.6m (1)	8.6m (1)	3:18.97	28.89s	31.15s
7 TUX AND TAILS	7	16.6m	20.2m (1)	20.4m (2)	3:19.03	28.43s	30.31s
9 TOTO PICASSO	8	48.0m	11.4m (1)	18.4m (1)	3:21.54	28.83s	32.85s
2 MINOR CATASTROP	9	59.3m	14.8m (0)	21.2m (0)	3:22.45	28.77s	33.50s

## Finish Position and metres gained from 800m





### Home of PJ Harness Analyser

Want to know how successful PJ Harness Analyser is?  
Click here for regular updates

[www.pjdata.com.au](http://www.pjdata.com.au)
[admin@pjdata.com.au](mailto:admin@pjdata.com.au)
[www.facebook.com/PJHarnessRacing](https://www.facebook.com/PJHarnessRacing)



RISE Digital, Harness Racing Australia nor the provider accepts any responsibility for the completeness or accuracy of any of the information contained herein, and makes no representations about its suitability for any particular purpose. Users should make their own judgements about those matters and/or seek independent advice. You assume all risks associated with use of data provided on this page



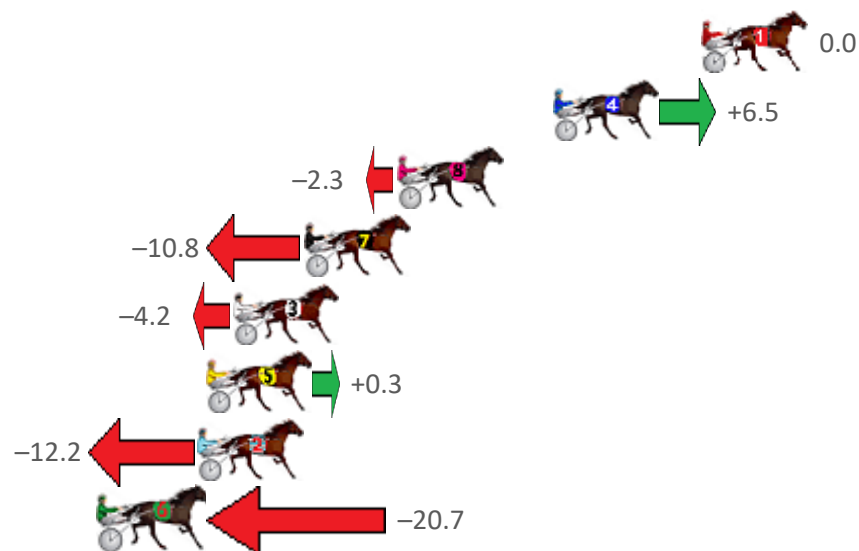
# Northam Race 7 Distance 2620m

Saturday, 3 September 2022

Gross Time: 3:20.50 MileRate: 2:03.20 LeadTime: 79.30s First Qtr: 31.00s Second Qtr: 30.00s Third Qtr: 29.40s Fourth Qtr: 30.80s

No Horse	Plc	Mar	800 Posi	400 Posi	Time	3rd Qtr	4th Qtr
1 CAVALRY CALL	1	0.0m	0.0m (0)	0.0m (0)	3:20.50	29.40s	30.80s
4 ROCKINTHEBOX	2	5.9m	12.4m (1)	13.4m (1)	3:20.98	29.49s	30.23s
8 LETS ROCK TONIGHT	3	12.1m	9.8m (0)	9.6m (0)	3:21.47	29.38s	30.99s
7 DYNAMITE BEACH	4	15.8m	5.0m (0)	5.0m (0)	3:21.77	29.38s	31.63s
3 BAZZA MAC	5	18.6m	14.4m (0)	14.2m (0)	3:22.00	29.38s	31.14s
5 MISS POCKET ROCKE	6	19.7m	20.0m (0)	17.6m (1)	3:22.09	29.22s	30.96s
2 SIR BELVEDERE	7	20.0m	7.8m (1)	9.2m (1)	3:22.11	29.49s	31.63s
6 ALFREDI	8	23.9m	3.2m (1)	4.8m (1)	3:22.43	29.49s	32.26s

Finish Position and metres gained from 800m





## Home of PJ Harness Analyser

Want to know how successful PJ Harness Analyser is?  
Click here for regular updates

[www.pjdata.com.au](http://www.pjdata.com.au)
[admin@pjdata.com.au](mailto:admin@pjdata.com.au)
[www.facebook.com/PJHarnessRacing](https://www.facebook.com/PJHarnessRacing)



RISE Digital, Harness Racing Australia nor the provider accepts any responsibility for the completeness or accuracy of any of the information contained herein, and makes no representations about its suitability for any particular purpose. Users should make their own judgements about those matters and/or seek independent advice. You assume all risks associated with use of data provided on this page