


Pinjarra Race 1 Distance 2116m

Monday, 5 September 2022

Gross Time: 2:42.50 MileRate: 2:03.00 LeadTime: 40.60s First Qtr: 31.70s Second Qtr: 28.60s Third Qtr: 30.50s Fourth Qtr: 31.10s

No Horse	Plc	Mar	800 Posi	400 Posi	Time	3rd Qtr	4th Qtr
4 SON OF A WHIZ	1	0.0m	0.0m (0)	0.0m (0)	2:42.50	30.50s	31.10s
2 PAPA RAZZI	2	0.5m	4.8m (0)	4.4m (0)	2:42.54	30.47s	30.80s
7 PEACHEE	3	7.6m	29.0m (0)	20.4m (1)	2:43.12	29.85s	30.11s
3 LINE THE STARZZZ	4	21.7m	1.0m (1)	1.4m (1)	2:44.26	30.52s	32.67s
5 LIFES DELIGHT	5	35.7m	15.8m (0)	20.2m (0)	2:45.40	30.83s	32.30s
1 CHUMANI	6	40.1m	24.6m (0)	42.0m (0)	2:45.76	31.83s	30.95s
6 THE MALE MODEL	7	45.9m	20.2m (0)	25.6m (1)	2:46.23	30.90s	32.67s

Finish Position and metres gained from 800m





Home of PJ Harness Analyser

Want to know how successful PJ Harness Analyser is?
Click here for regular updates

www.pjdata.com.au
admin@pjdata.com.au
www.facebook.com/PJHarnessRacing



RISE Digital, Harness Racing Australia nor the provider accepts any responsibility for the completeness or accuracy of any of the information contained herein, and makes no representations about its suitability for any particular purpose. Users should make their own judgements about those matters and/or seek independent advice. You assume all risks associated with use of data provided on this page


Pinjarra Race 2 Distance 2185m

Monday, 5 September 2022

Gross Time: 2:47.70 MileRate: 2:03.50 LeadTime: 43.20s First Qtr: 31.60s Second Qtr: 31.20s Third Qtr: 31.00s Fourth Qtr: 30.70s

No Horse	Plc	Mar	800 Posi	400 Posi	Time	3rd Qtr	4th Qtr
8 LUVAF LAIR	1	0.0m	12.6m (0)	11.8m (0)	2:47.70	30.93s	29.80s
2 LUCKY CHARM	2	4.1m	11.4m (1)	12.6m (2)	2:48.03	31.09s	30.05s
4 BIRTHDAY SUIT	3	5.0m	3.0m (1)	2.0m (1)	2:48.10	30.92s	30.93s
7 DARK SECRET	4	11.1m	6.0m (2)	2.8m (2)	2:48.59	30.76s	31.33s
5 MALABAR SPUR	5	18.7m	4.2m (0)	4.6m (0)	2:49.20	31.04s	31.78s
1 SHANHILL	6	23.6m	8.4m (0)	8.6m (1)	2:49.60	31.02s	31.84s
9 ROLLING SECRET	7	27.7m	16.8m (0)	18.6m (0)	2:49.92	31.14s	31.39s
6 FLINGANDWINGIT	8	30.2m	0.0m (0)	0.0m (0)	2:50.13	31.01s	33.00s
10 MY MDINA	9	37.7m	15.6m (1)	18.6m (1)	2:50.73	31.24s	32.16s
3 KELL ROAD KID	10	42.6m	7.2m (1)	14.0m (1)	2:51.12	31.53s	32.88s

Finish Position and metres gained from 800m





Home of PJ Harness Analyser

Want to know how successful PJ Harness Analyser is?
Click here for regular updates

www.pjdata.com.au
admin@pjdata.com.au
www.facebook.com/PJHarnessRacing



RISE Digital, Harness Racing Australia nor the provider accepts any responsibility for the completeness or accuracy of any of the information contained herein, and makes no representations about its suitability for any particular purpose. Users should make their own judgements about those matters and/or seek independent advice. You assume all risks associated with use of data provided on this page

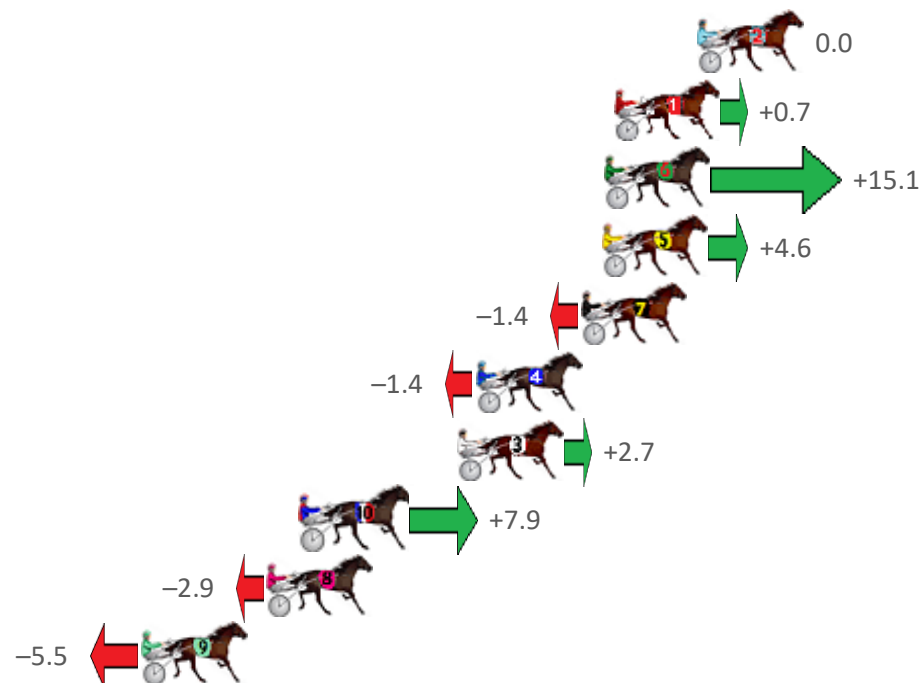
Pinjarra Race 3 Distance 2185m

Monday, 5 September 2022

Gross Time: 2:46.80 MileRate: 2:02.90 LeadTime: 43.60s First Qtr: 30.20s Second Qtr: 32.40s Third Qtr: 30.90s Fourth Qtr: 29.70s

No Horse	Plc	Mar	800 Posi	400 Posi	Time	3rd Qtr	4th Qtr
2 ISSUES	1	0.0m	0.0m (0)	0.0m (0)	2:46.80	30.90s	29.70s
1 ALTAIR STAR	2	3.3m	4.0m (0)	4.2m (0)	2:47.06	30.91s	29.63s
6 MANGO TANGO	3	3.7m	18.8m (0)	18.0m (0)	2:47.09	30.82s	28.64s
5 MATA OLE LE AFA	4	3.8m	8.4m (0)	8.2m (0)	2:47.10	30.88s	29.38s
7 KILKIVAN	5	4.6m	3.2m (1)	2.8m (1)	2:47.16	30.87s	29.83s
4 KRIPKE	6	8.8m	7.4m (1)	7.2m (1)	2:47.48	30.89s	29.82s
3 OH SO GRAND	7	9.5m	12.2m (1)	12.2m (1)	2:47.54	30.90s	29.50s
10 THE DUBLIN XPRESS	8	15.7m	23.6m (0)	22.0m (1)	2:48.02	30.77s	29.23s
8 ART STYLE	9	17.1m	14.2m (0)	13.4m (0)	2:48.13	30.85s	29.97s
9 KNOCKEM DOWN R	10	22.1m	16.6m (1)	17.2m (1)	2:48.52	30.95s	30.06s

Finish Position and metres gained from 800m





Home of PJ Harness Analyser

Want to know how successful PJ Harness Analyser is?
Click here for regular updates

www.pjdata.com.au
admin@pjdata.com.au
www.facebook.com/PJHarnessRacing



RISE Digital, Harness Racing Australia nor the provider accepts any responsibility for the completeness or accuracy of any of the information contained herein, and makes no representations about its suitability for any particular purpose. Users should make their own judgements about those matters and/or seek independent advice. You assume all risks associated with use of data provided on this page

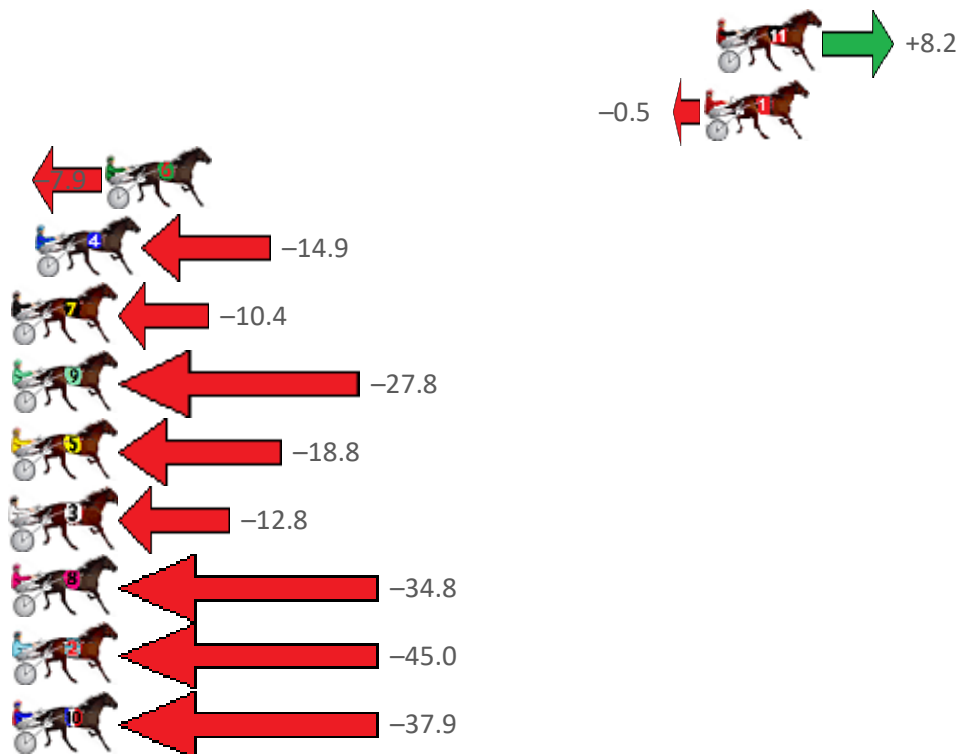
Pinjarra Race 4 Distance 2185m

Monday, 5 September 2022

Gross Time: 2:42.70 MileRate: 1:59.90 LeadTime: 42.20s First Qtr: 31.70s Second Qtr: 30.40s Third Qtr: 29.90s Fourth Qtr: 28.50s

No Horse	Plc	Mar	800 Posi	400 Posi	Time	3rd Qtr	4th Qtr
11 SOUFFLE	1	0.0m	8.2m (1)	4.8m (0)	2:42.70	29.64s	28.16s
1 CHERRY ON THE CAK	2	0.5m	0.0m (0)	0.0m (0)	2:42.74	29.90s	28.54s
6 HEAVENLY WAGE	3	24.3m	16.4m (1)	20.4m (2)	2:44.52	30.20s	28.78s
4 ZIGGEY	4	27.1m	12.2m (1)	15.0m (2)	2:44.73	30.12s	29.36s
7 GHOSTWRITER	5	31.0m	20.6m (1)	24.4m (2)	2:45.02	30.19s	28.97s
9 ASHIMA	6	36.4m	8.6m (0)	14.8m (0)	2:45.42	30.39s	30.03s
5 NOMORECHEESEPLE	7	36.4m	17.6m (0)	24.0m (1)	2:45.42	30.39s	29.38s
3 CHASING COOPER	8	37.0m	24.2m (0)	30.6m (1)	2:45.47	30.38s	28.95s
8 ON A GOOD NOTE	9	39.2m	4.4m (0)	9.4m (0)	2:45.63	30.31s	30.61s
2 ADORE ME SOME M	10	48.8m	3.8m (1)	12.4m (1)	2:46.35	30.59s	31.08s
10 MOTOR ON LILLY	11	51.1m	13.2m (0)	20.8m (0)	2:46.52	30.50s	30.65s

Finish Position and metres gained from 800m





Home of PJ Harness Analyser

Want to know how successful PJ Harness Analyser is?
Click here for regular updates

www.pjdata.com.au
admin@pjdata.com.au
www.facebook.com/PJHarnessRacing



RISE Digital, Harness Racing Australia nor the provider accepts any responsibility for the completeness or accuracy of any of the information contained herein, and makes no representations about its suitability for any particular purpose. Users should make their own judgements about those matters and/or seek independent advice. You assume all risks associated with use of data provided on this page


Pinjarra Race 5 Distance 2185m

Monday, 5 September 2022

Gross Time: 2:41.70 MileRate: 1:59.10 LeadTime: 43.30s First Qtr: 30.80s Second Qtr: 31.20s Third Qtr: 28.30s Fourth Qtr: 28.10s

No Horse	Plc	Mar	800 Posi	400 Posi	Time	3rd Qtr	4th Qtr
7 LITTLE SUZIE	1	0.0m	0.0m (0)	0.0m (0)	2:41.70	28.30s	28.10s
10 THREE RUMOURS	2	0.4m	2.2m (1)	3.0m (1)	2:41.73	28.36s	27.92s
9 SUNSHINE SWIFT	3	10.2m	10.4m (1)	12.0m (2)	2:42.45	28.41s	27.97s
8 DIAMOND DAZE	4	15.4m	9.2m (0)	11.6m (0)	2:42.84	28.47s	28.37s
5 VALHALLA MISS	5	17.2m	18.0m (0)	21.0m (0)	2:42.97	28.51s	27.83s
1 BONSTAR	6	18.2m	4.4m (0)	6.0m (0)	2:43.04	28.42s	28.95s
11 PIVOTAL	7	19.3m	13.8m (0)	16.6m (0)	2:43.13	28.50s	28.29s
4 MADDY ROCKS	8	20.3m	14.6m (1)	19.4m (1)	2:43.20	28.64s	28.16s
6 CHAMPAGNE STYLE	9	21.2m	19.4m (1)	24.6m (1)	2:43.27	28.66s	27.86s
3 SHAKIRA BLUE	10	25.9m	22.4m (0)	27.2m (0)	2:43.61	28.64s	28.01s
2 SHELLNA	11	38.6m	6.4m (1)	13.4m (1)	2:44.55	28.80s	29.86s

Finish Position and metres gained from 800m





Home of PJ Harness Analyser

Want to know how successful PJ Harness Analyser is?
Click here for regular updates

www.pjdata.com.au
admin@pjdata.com.au
www.facebook.com/PJHarnessRacing



RISE Digital, Harness Racing Australia nor the provider accepts any responsibility for the completeness or accuracy of any of the information contained herein, and makes no representations about its suitability for any particular purpose. Users should make their own judgements about those matters and/or seek independent advice. You assume all risks associated with use of data provided on this page

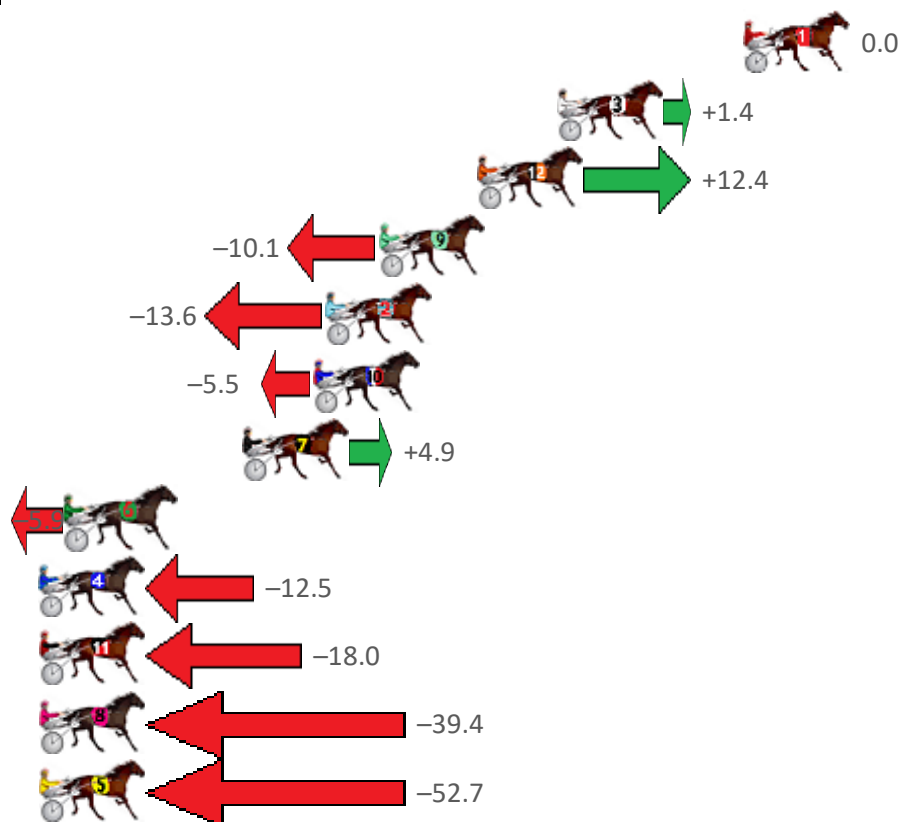
Pinjarra Race 6 Distance 2185m

Monday, 5 September 2022

Gross Time: 2:40.40 MileRate: 1:58.10 LeadTime: 43.40s First Qtr: 29.90s Second Qtr: 29.70s Third Qtr: 28.80s Fourth Qtr: 28.60s

No Horse	Plc	Mar	800 Posi	400 Posi	Time	3rd Qtr	4th Qtr
1 ALCOPONY	1	0.0m	0.0m (0)	0.0m (0)	2:40.40	28.80s	28.60s
3 CALL ME HEAVEN	2	7.4m	8.8m (0)	11.4m (0)	2:40.96	28.98s	28.32s
12 ROLL OF HONOUR	3	10.6m	23.0m (0)	17.2m (2)	2:41.20	28.38s	28.13s
9 MISTER RIDGEWELL	4	14.5m	4.4m (0)	6.2m (0)	2:41.49	28.93s	29.19s
2 WILLIAM GEES LEGA	5	16.6m	3.0m (1)	2.6m (1)	2:41.65	28.77s	29.60s
10 SEVEN NO TRUMPS	6	17.1m	11.6m (1)	4.6m (2)	2:41.68	28.30s	29.49s
7 SONIC CHIP	7	19.9m	24.8m (1)	12.6m (2)	2:41.89	27.93s	29.12s
6 STRIKE MASTER	8	26.9m	21.0m (1)	6.0m (3)	2:42.42	27.73s	30.09s
4 BEAT THE BANK	9	29.1m	16.6m (1)	14.8m (1)	2:42.59	28.68s	29.62s
11 SWEETDREAM TRUN	10	36.6m	18.6m (0)	19.2m (1)	2:43.15	28.85s	29.84s
8 MISTA MANGELS	11	53.0m	13.6m (0)	21.6m (0)	2:44.38	29.38s	30.83s
5 LETS ROLL THE DICE	12	60.1m	7.4m (1)	9.6m (1)	2:44.91	28.97s	32.19s

Finish Position and metres gained from 800m





Home of PJ Harness Analyser

Want to know how successful PJ Harness Analyser is?
Click here for regular updates

www.pjdata.com.au
admin@pjdata.com.au
www.facebook.com/PJHarnessRacing



RISE Digital, Harness Racing Australia nor the provider accepts any responsibility for the completeness or accuracy of any of the information contained herein, and makes no representations about its suitability for any particular purpose. Users should make their own judgements about those matters and/or seek independent advice. You assume all risks associated with use of data provided on this page

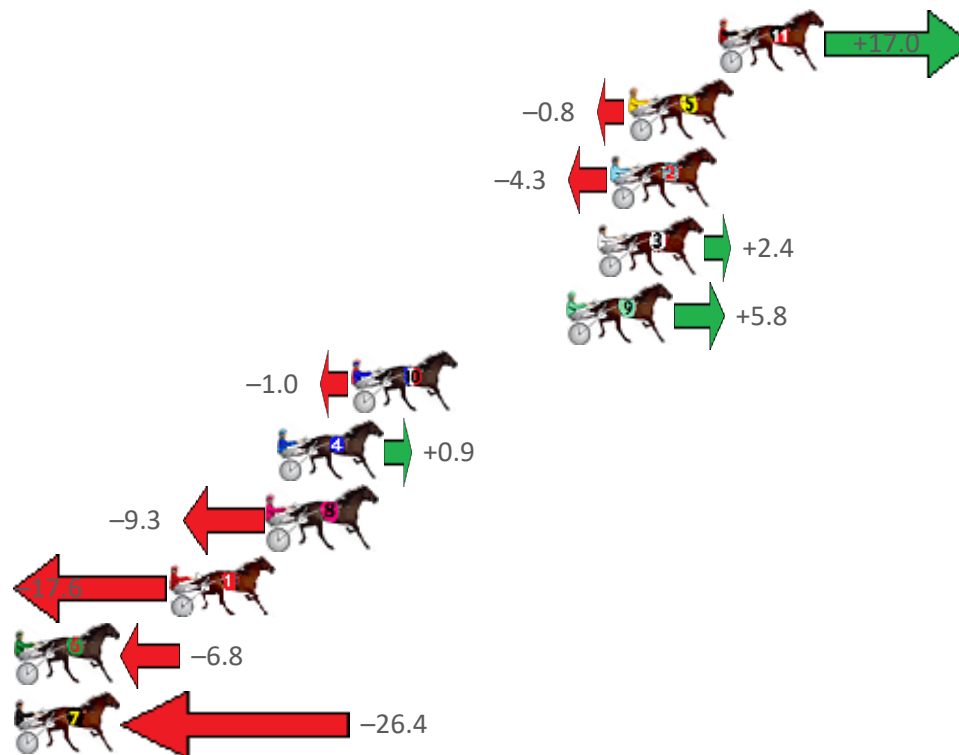
Pinjarra Race 7 Distance 1684m

Monday, 5 September 2022

Gross Time: 1:59.90 MileRate: 1:54.60 LeadTime: 5.40s First Qtr: 27.60s Second Qtr: 29.80s Third Qtr: 28.60s Fourth Qtr: 28.50s

No Horse	Plc	Mar	800 Posi	400 Posi	Time	3rd Qtr	4th Qtr
11 STREET HAWK	1	0.0m	17.0m (1)	13.2m (3)	1:59.90	28.33s	27.56s
5 IFEEEL SIKDARL	2	3.6m	2.8m (1)	2.4m (1)	2:00.17	28.57s	28.59s
2 OHOKA TITAN	3	4.3m	0.0m (0)	0.0m (0)	2:00.22	28.60s	28.80s
3 CHEER THE MAJOR	4	4.8m	7.2m (1)	7.2m (1)	2:00.26	28.60s	28.33s
9 ROCKSTAR REBEL	5	6.0m	11.8m (1)	10.2m (2)	2:00.35	28.49s	28.20s
10 GYPSY DRAGON	6	14.6m	13.6m (0)	14.8m (1)	2:00.99	28.69s	28.49s
4 DOCTOR STEVE	7	17.5m	18.4m (0)	18.0m (0)	2:01.21	28.57s	28.46s
8 BEYOND BLING	8	17.9m	8.6m (0)	9.4m (0)	2:01.24	28.66s	29.10s
1 SEACHANGE	9	21.8m	4.2m (0)	5.2m (0)	2:01.53	28.67s	29.68s
6 BLAZIN BEAUTY	10	28.2m	21.4m (1)	17.4m (2)	2:02.01	28.32s	29.27s
7 CAULONIA ARTY	11	49.8m	23.4m (0)	24.6m (0)	2:03.63	28.69s	30.29s

Finish Position and metres gained from 800m





Home of PJ Harness Analyser

Want to know how successful PJ Harness Analyser is?
Click here for regular updates

www.pjdata.com.au
admin@pjdata.com.au
www.facebook.com/PJHarnessRacing



RISE Digital, Harness Racing Australia nor the provider accepts any responsibility for the completeness or accuracy of any of the information contained herein, and makes no representations about its suitability for any particular purpose. Users should make their own judgements about those matters and/or seek independent advice. You assume all risks associated with use of data provided on this page

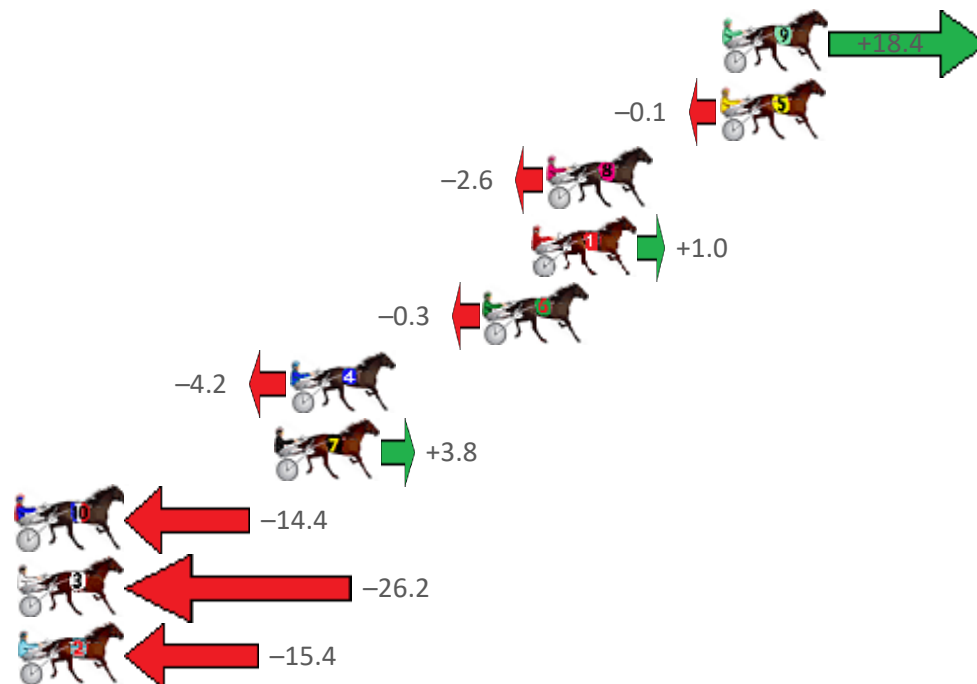
Pinjarra Race 8 Distance 2116m

Monday, 5 September 2022

Gross Time: 2:38.50 MileRate: 1:59.40 LeadTime: 40.10s First Qtr: 30.90s Second Qtr: 30.50s Third Qtr: 28.80s Fourth Qtr: 28.20s

No Horse	Plc	Mar	800 Posi	400 Posi	Time	3rd Qtr	4th Qtr
9 VULCAN STAR	1	0.0m	18.4m (1)	15.4m (2)	2:38.50	28.58s	27.12s
5 IM THE BEST	2	0.1m	0.0m (0)	0.0m (0)	2:38.51	28.80s	28.21s
8 MASTER YOSHI	3	7.0m	4.4m (1)	4.2m (1)	2:39.02	28.79s	28.40s
1 TROOPINGOFTHECO	4	7.6m	8.6m (0)	12.6m (1)	2:39.06	29.08s	27.85s
6 BREWERY LANE	5	9.5m	9.2m (1)	8.4m (1)	2:39.20	28.74s	28.28s
4 CELEBRITY CHEF	6	17.2m	13.0m (0)	15.8m (0)	2:39.77	29.00s	28.30s
7 GOLD HORSESHOE	7	17.8m	21.6m (0)	19.2m (1)	2:39.82	28.63s	28.10s
10 HOTFOOT IT	8	28.4m	14.0m (1)	11.0m (2)	2:40.60	28.60s	29.42s
3 MANOFTHEPEOPLE	9	30.6m	4.4m (0)	10.2m (0)	2:40.77	29.23s	29.63s
2 OVER ARMED	10	32.8m	17.4m (0)	20.2m (0)	2:40.93	29.01s	29.08s

Finish Position and metres gained from 800m





Home of PJ Harness Analyser

Want to know how successful PJ Harness Analyser is?
Click here for regular updates

www.pjdata.com.au
admin@pjdata.com.au
www.facebook.com/PJHarnessRacing



RISE Digital, Harness Racing Australia nor the provider accepts any responsibility for the completeness or accuracy of any of the information contained herein, and makes no representations about its suitability for any particular purpose. Users should make their own judgements about those matters and/or seek independent advice. You assume all risks associated with use of data provided on this page

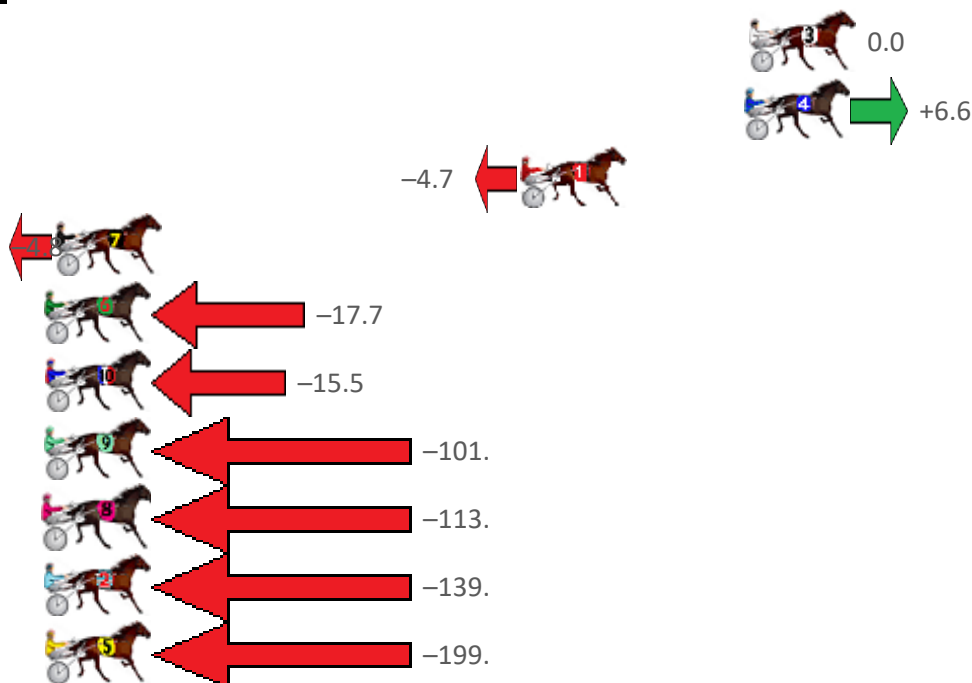
Pinjarra Race 9 Distance 1684m

Monday, 5 September 2022

Gross Time: 2:02.40 MileRate: 1:57.00 LeadTime: 5.40s First Qtr: 27.80s Second Qtr: 29.90s Third Qtr: 30.00s Fourth Qtr: 29.30s

No Horse	Plc	Mar	800 Posi	400 Posi	Time	3rd Qtr	4th Qtr
3 LUKE ATTACK	1	0.0m	0.0m (0)	0.0m (0)	2:02.40	30.00s	29.30s
4 SASSY ANNIE	2	0.2m	6.8m (1)	4.6m (1)	2:02.42	29.83s	28.98s
1 PLEASE NOT TONIGH	3	9.1m	4.4m (0)	6.0m (0)	2:03.10	30.12s	29.53s
7 KNIGHT EAGLE	4	27.6m	22.8m (1)	18.0m (1)	2:04.52	29.65s	30.00s
6 JAMIE KIM	5	28.9m	11.2m (1)	15.2m (0)	2:04.62	30.31s	30.30s
10 FOUR STARZZZ HAW	6	33.9m	18.4m (0)	25.6m (1)	2:05.00	30.54s	29.90s
9 BROOKLYN MAI TAI	7	115.2m	13.4m (0)	33.4m (0)	2:11.25	31.55s	35.26s
8 EILEENMAY	8	122.3m	9.0m (0)	46.0m (0)	2:11.80	32.79s	34.86s
2 HI TOMMY	9	162.9m	23.6m (0)	55.0m (0)	2:14.92	32.41s	37.16s
5 IM ROCKIN ROD	10	202.1m	2.6m (1)	46.0m (1)	2:17.93	33.33s	40.67s

Finish Position and metres gained from 800m





Home of PJ Harness Analyser

Want to know how successful PJ Harness Analyser is?
Click here for regular updates

www.pjdata.com.au
admin@pjdata.com.au
www.facebook.com/PJHarnessRacing



RISE Digital, Harness Racing Australia nor the provider accepts any responsibility for the completeness or accuracy of any of the information contained herein, and makes no representations about its suitability for any particular purpose. Users should make their own judgements about those matters and/or seek independent advice. You assume all risks associated with use of data provided on this page

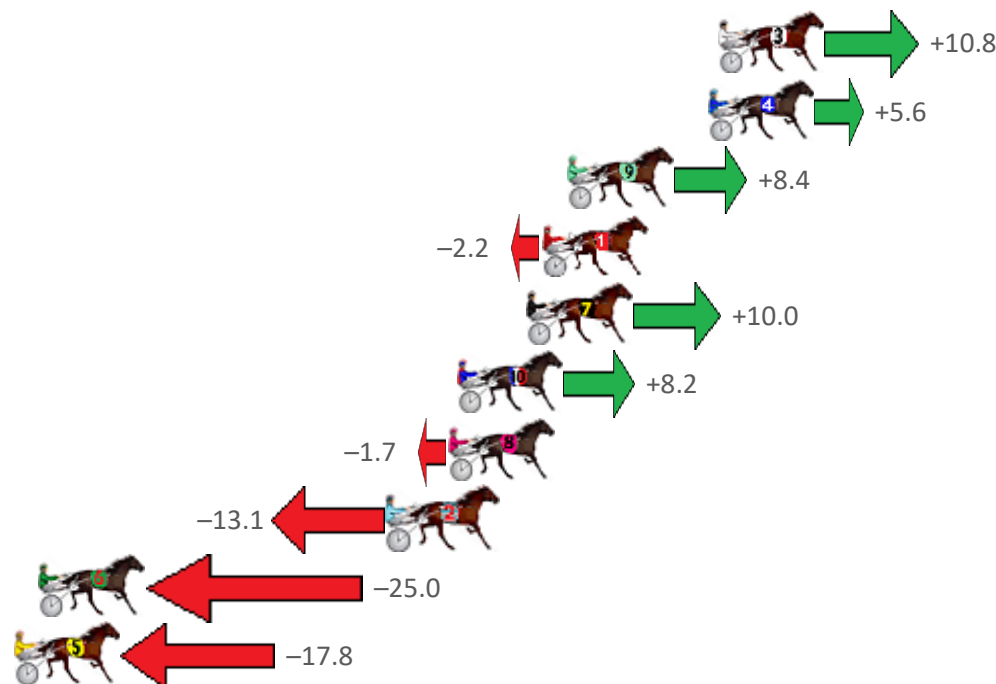
Pinjarra Race 10 Distance 1684m

Monday, 5 September 2022

Gross Time: 2:06.50 MileRate: 2:00.90 LeadTime: 6.00s First Qtr: 28.90s Second Qtr: 30.80s Third Qtr: 30.60s Fourth Qtr: 30.20s

No Horse	Plc	Mar	800 Posi	400 Posi	Time	3rd Qtr	4th Qtr
3 STAR GLANCE	1	0.0m	10.8m (1)	4.2m (2)	2:06.50	30.10s	29.88s
4 TILLY SWIFT	2	0.4m	6.0m (1)	5.2m (1)	2:06.53	30.54s	29.84s
9 KEMOSABE	3	6.0m	14.4m (2)	0.0m (2)	2:06.97	29.51s	30.65s
1 RISKITFORDABISKIT	4	7.0m	4.8m (0)	5.2m (0)	2:07.05	30.63s	30.34s
7 STAR OF KAOS	5	7.6m	17.6m (0)	17.4m (2)	2:07.10	30.58s	29.46s
10 BARDAN KID	6	10.4m	18.6m (1)	13.6m (1)	2:07.32	30.22s	29.96s
8 FOLLOW THE QUEEN	7	10.7m	9.0m (0)	9.2m (1)	2:07.35	30.62s	30.31s
2 ALTA RAPIDO	8	13.1m	0.0m (0)	0.4m (0)	2:07.54	30.64s	31.15s
6 STEPPING WOLF	9	27.0m	2.0m (1)	0.0m (1)	2:08.64	30.46s	32.23s
5 SUEPERIOR DISCO	10	31.0m	13.2m (0)	11.8m (0)	2:08.95	30.50s	31.64s

Finish Position and metres gained from 800m





Home of PJ Harness Analyser

Want to know how successful PJ Harness Analyser is?
Click here for regular updates

www.pjdata.com.au
admin@pjdata.com.au
www.facebook.com/PJHarnessRacing



RISE Digital, Harness Racing Australia nor the provider accepts any responsibility for the completeness or accuracy of any of the information contained herein, and makes no representations about its suitability for any particular purpose. Users should make their own judgements about those matters and/or seek independent advice. You assume all risks associated with use of data provided on this page

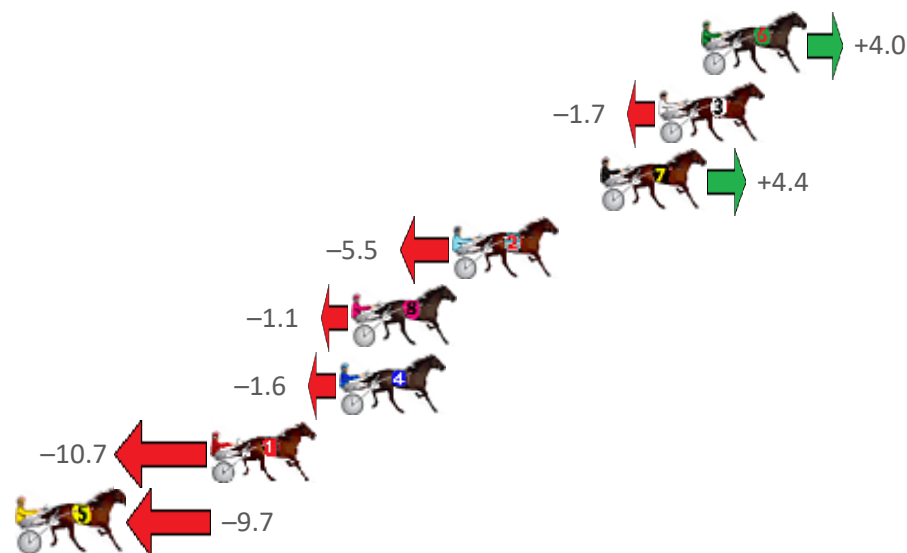
Pinjarra Race 11 Distance 2185m

Monday, 5 September 2022

Gross Time: 2:44.30 MileRate: 2:01.00 LeadTime: 44.20s First Qtr: 31.30s Second Qtr: 31.80s Third Qtr: 29.60s Fourth Qtr: 27.40s

No Horse	Plc	Mar	800 Posi	400 Posi	Time	3rd Qtr	4th Qtr
6 HES NEVER BEEN BE	1	0.0m	4.0m (1)	1.6m (1)	2:44.30	29.43s	27.29s
3 HEZ ALL THE RAGE	2	1.7m	0.0m (0)	0.0m (0)	2:44.42	29.60s	27.52s
7 FESS UP	3	4.0m	8.4m (1)	6.0m (1)	2:44.59	29.42s	27.26s
2 BALINGUP BOY	4	9.9m	4.4m (0)	4.6m (0)	2:45.01	29.63s	27.76s
8 ALEXANDRA THEGRE	5	13.9m	12.8m (0)	14.2m (0)	2:45.30	29.70s	27.38s
4 LUKES MISTAKE	6	14.4m	12.8m (1)	11.2m (1)	2:45.34	29.50s	27.62s
1 LENI ROSE	7	19.5m	8.8m (0)	9.4m (0)	2:45.71	29.67s	28.09s
5 BARBADOS	8	27.1m	17.4m (1)	18.0m (1)	2:46.25	29.67s	28.02s

Finish Position and metres gained from 800m





Home of PJ Harness Analyser

Want to know how successful PJ Harness Analyser is?
Click here for regular updates

www.pjdata.com.au
admin@pjdata.com.au
www.facebook.com/PJHarnessRacing



RISE Digital, Harness Racing Australia nor the provider accepts any responsibility for the completeness or accuracy of any of the information contained herein, and makes no representations about its suitability for any particular purpose. Users should make their own judgements about those matters and/or seek independent advice. You assume all risks associated with use of data provided on this page