

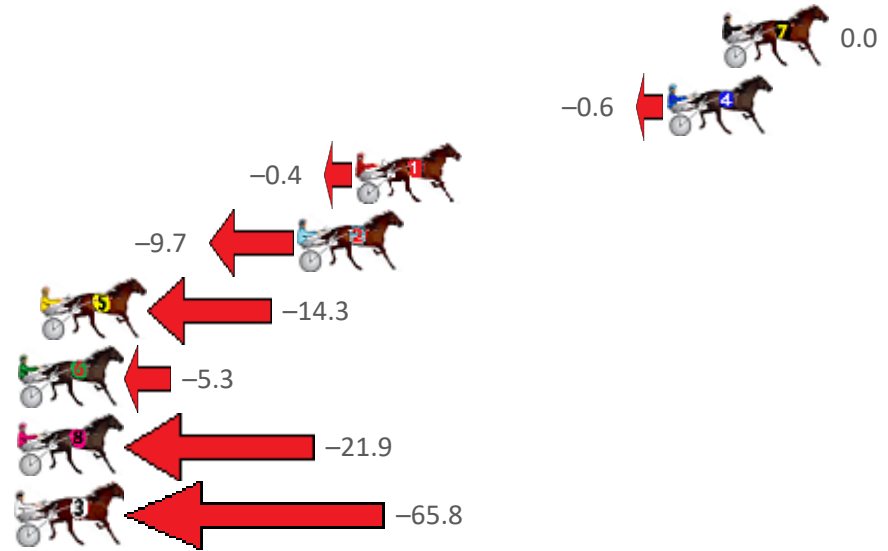
Pinjarra Race 1 Distance 2185m

Monday, 12 September 2022

Gross Time: 2:45.10 MileRate: 2:01.60 LeadTime: 44.50s First Qtr: 32.20s Second Qtr: 30.70s Third Qtr: 28.20s Fourth Qtr: 29.50s

No Horse	Plc	Mar	800 Posi	400 Posi	Time	3rd Qtr	4th Qtr
7 BEEFOUR BACARDI	1	0.0m	0.0m (0)	0.0m (0)	2:45.10	28.20s	29.50s
4 PATCHED	2	2.2m	1.6m (1)	2.4m (1)	2:45.27	28.26s	29.49s
1 LUVAF LAIR	3	14.6m	14.2m (0)	16.6m (0)	2:46.23	28.38s	29.35s
2 ELISH STAR	4	16.9m	7.2m (1)	10.0m (0)	2:46.41	28.39s	30.01s
5 MAJESTIC DREAM	5	27.1m	12.8m (1)	15.8m (1)	2:47.20	28.40s	30.33s
6 DARK SECRET	6	28.9m	23.6m (0)	26.4m (0)	2:47.34	28.40s	29.68s
8 SON OF A WHIZ	7	40.7m	18.8m (0)	20.0m (2)	2:48.25	28.25s	31.02s
3 ONE BID BUYS	8	75.0m	9.2m (0)	45.0m (0)	2:50.90	30.72s	31.70s

Finish Position and metres gained from 800m





Home of PJ Harness Analyser

Want to know how successful PJ Harness Analyser is?
Click here for regular updates

www.pjdata.com.au
 admin@pjdata.com.au
 www.facebook.com/PJHarnessRacing



RISE Digital, Harness Racing Australia nor the provider accepts any responsibility for the completeness or accuracy of any of the information contained herein, and makes no representations about its suitability for any particular purpose. Users should make their own judgements about those matters and/or seek independent advice. You assume all risks associated with use of data provided on this page

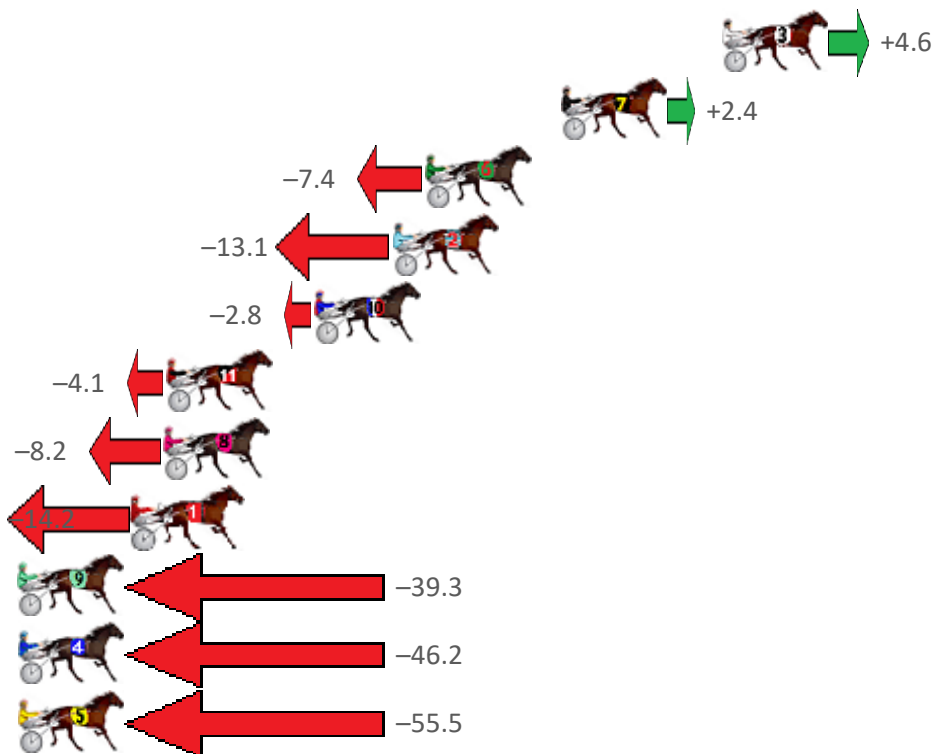
Pinjarra Race 2 Distance 2185m

Monday, 12 September 2022

Gross Time: 2:41.60 MileRate: 1:59.00 LeadTime: 43.70s First Qtr: 30.30s Second Qtr: 30.10s Third Qtr: 28.70s Fourth Qtr: 28.80s

No Horse	Plc	Mar	800 Posi	400 Posi	Time	3rd Qtr	4th Qtr
3 TOMMY CARTA	1	0.0m	4.6m (0)	4.0m (0)	2:41.60	28.66s	28.51s
7 LUCIENNE	2	6.4m	8.8m (1)	9.2m (1)	2:42.08	28.73s	28.60s
6 MAGNUS VICTOR	3	11.8m	4.4m (1)	3.8m (1)	2:42.49	28.66s	29.37s
2 CHACO EAGLE	4	13.1m	0.0m (0)	0.0m (0)	2:42.59	28.70s	29.74s
10 OVERLY EXCITED	5	16.2m	13.4m (1)	17.0m (1)	2:42.82	28.96s	28.74s
11 REDDY TO FLY	6	22.1m	18.0m (1)	20.8m (2)	2:43.27	28.90s	28.89s
8 MARBEECHSAM	7	22.2m	14.0m (0)	15.6m (0)	2:43.28	28.81s	29.27s
1 LENI ROSE	8	23.4m	9.2m (0)	10.8m (0)	2:43.37	28.81s	29.70s
9 PUREST COPPER	9	57.9m	18.6m (0)	22.4m (0)	2:45.98	28.97s	31.34s
4 ALEXANDRA THEGRE	10	69.8m	23.6m (1)	37.0m (1)	2:46.88	29.65s	31.15s
5 LUKES MISTAKE	11	78.5m	23.0m (0)	25.4m (1)	2:47.53	28.86s	32.60s

Finish Position and metres gained from 800m





Home of PJ Harness Analyser

Want to know how successful PJ Harness Analyser is?
[Click here for regular updates](#)

www.pjdata.com.au
 admin@pjdata.com.au
 www.facebook.com/PJHarnessRacing



RISE Digital, Harness Racing Australia nor the provider accepts any responsibility for the completeness or accuracy of any of the information contained herein, and makes no representations about its suitability for any particular purpose. Users should make their own judgements about those matters and/or seek independent advice. You assume all risks associated with use of data provided on this page


Pinjarra Race 3 Distance 2185m

Monday, 12 September 2022

Gross Time: 2:46.10 MileRate: 2:02.40 LeadTime: 44.30s First Qtr: 32.50s Second Qtr: 31.40s Third Qtr: 28.70s Fourth Qtr: 29.20s

No Horse	Plc	Mar	800 Posi	400 Posi	Time	3rd Qtr	4th Qtr
8 LUKE ATTACK	1	0.0m	4.2m (0)	4.0m (0)	2:46.10	28.69s	28.91s
1 LOUIE LEBEAU	2	0.4m	0.0m (0)	0.0m (0)	2:46.13	28.70s	29.23s
9 FIVE BANGLES	3	4.5m	8.6m (0)	8.0m (0)	2:46.44	28.66s	28.95s
5 THE DARK NIGHT	4	5.1m	14.2m (2)	3.2m (2)	2:46.49	27.91s	29.34s
11 IDOLISED	5	7.4m	19.8m (2)	7.6m (2)	2:46.67	27.82s	29.19s
6 TRUNKEY CARRAWA	6	9.5m	23.4m (1)	12.4m (2)	2:46.83	27.91s	28.99s
10 SUNPATRA	7	10.9m	13.0m (0)	12.2m (0)	2:46.93	28.64s	29.11s
12 ZUEDE	8	12.0m	18.2m (0)	16.8m (0)	2:47.02	28.60s	28.85s
2 JAMANCO	9	17.9m	12.0m (1)	11.6m (1)	2:47.47	28.67s	29.66s
4 TRUNKEY FETCH	10	19.3m	7.4m (1)	7.2m (1)	2:47.58	28.68s	30.08s
7 LILLYROSE	11	21.5m	3.2m (1)	2.6m (1)	2:47.75	28.65s	30.57s

Finish Position and metres gained from 800m





Home of PJ Harness Analyser
 Want to know how successful PJ Harness Analyser is?
 Click here for regular updates

www.pjdata.com.au
 admin@pjdata.com.au
 www.facebook.com/PJHarnessRacing



RISE Digital, Harness Racing Australia nor the provider accepts any responsibility for the completeness or accuracy of any of the information contained herein, and makes no representations about its suitability for any particular purpose. Users should make their own judgements about those matters and/or seek independent advice. You assume all risks associated with use of data provided on this page

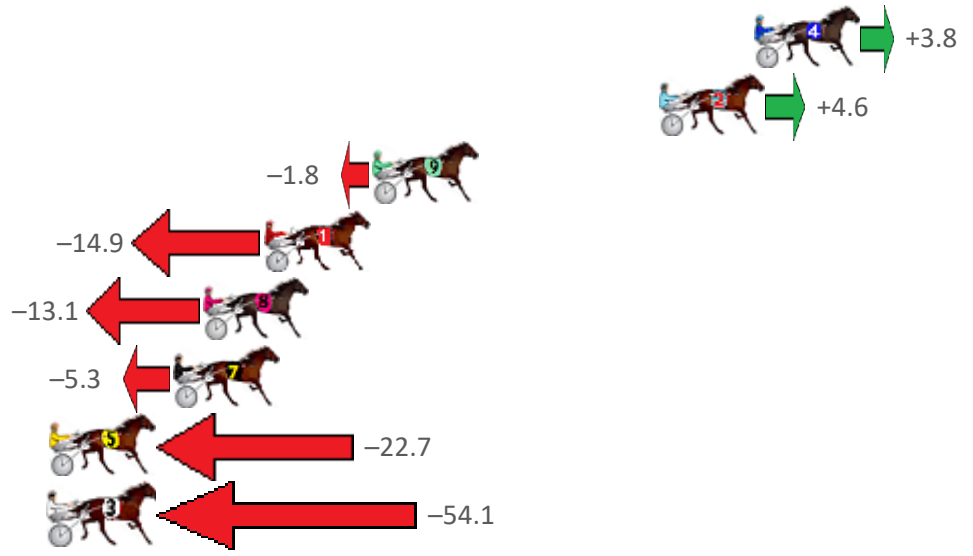
Pinjarra Race 4 Distance 1684m

Monday, 12 September 2022

Gross Time: 2:02.70 MileRate: 1:57.30 LeadTime: 5.10s First Qtr: 28.00s Second Qtr: 31.20s Third Qtr: 29.00s Fourth Qtr: 29.40s

No Horse	Plc	Mar	800 Posi	400 Posi	Time	3rd Qtr	4th Qtr
4 NOMORECHEESEPLE	1	0.0m	3.8m (1)	0.0m (1)	2:02.70	28.72s	29.40s
2 MADDY MADDY	2	3.8m	8.4m (1)	4.6m (1)	2:02.99	28.72s	29.34s
9 THE DUBLIN XPRESS	3	15.2m	13.4m (1)	9.6m (1)	2:03.87	28.72s	29.81s
1 CAPRICORN JOE	4	19.5m	4.6m (0)	5.8m (0)	2:04.20	29.08s	30.40s
8 ZIGGEY	5	21.9m	8.8m (0)	10.0m (0)	2:04.39	29.08s	30.27s
7 GHOSTWRITER	6	23.1m	17.8m (1)	10.2m (2)	2:04.48	28.44s	30.34s
5 IM RIDDLER	7	38.3m	15.6m (0)	14.6m (0)	2:05.65	28.92s	31.13s
3 MAL BOY	8	54.1m	0.0m (0)	1.6m (0)	2:06.87	29.09s	33.24s

Finish Position and metres gained from 800m





Home of PJ Harness Analyser

Want to know how successful PJ Harness Analyser is?
[Click here for regular updates](#)

www.pjdata.com.au
 admin@pjdata.com.au
 www.facebook.com/PJHarnessRacing



RISE Digital, Harness Racing Australia nor the provider accepts any responsibility for the completeness or accuracy of any of the information contained herein, and makes no representations about its suitability for any particular purpose. Users should make their own judgements about those matters and/or seek independent advice. You assume all risks associated with use of data provided on this page

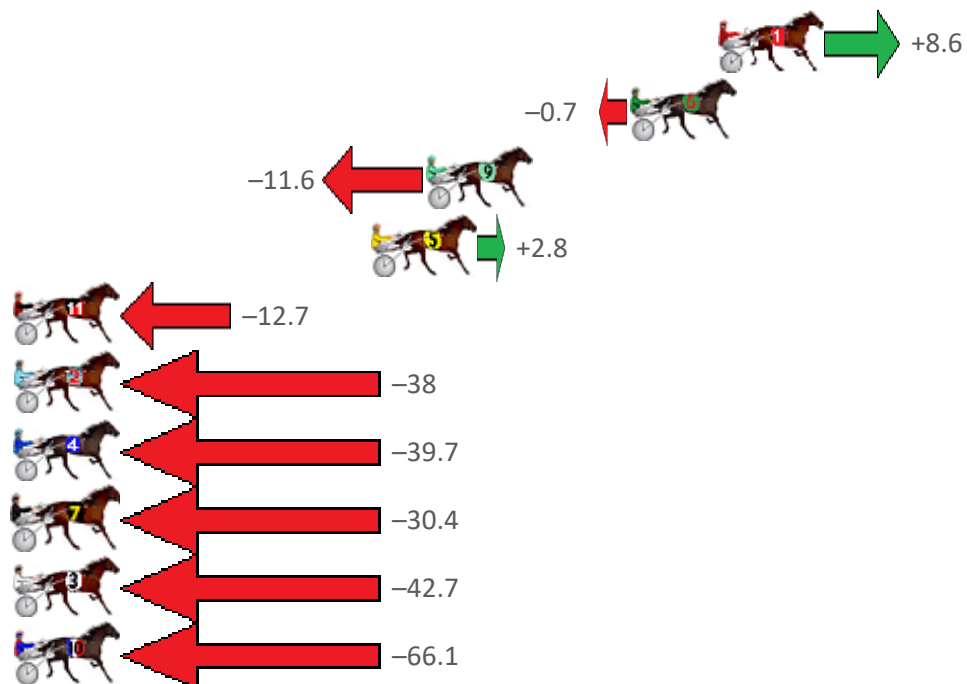
Pinjarra Race 5 Distance 2185m

Monday, 12 September 2022

Gross Time: 2:40.60 MileRate: 1:58.30 LeadTime: 43.50s First Qtr: 29.30s Second Qtr: 31.50s Third Qtr: 28.10s Fourth Qtr: 28.20s

No Horse	Plc	Mar	800 Posi	400 Posi	Time	3rd Qtr	4th Qtr
1 WILLIAM GEES LEGA	1	0.0m	8.6m (0)	12.4m (2)	2:40.60	28.37s	27.33s
6 EL CASANOVA	2	3.5m	2.8m (1)	0.2m (1)	2:40.86	27.92s	28.43s
9 ARDENS HORIZON	3	11.6m	0.0m (0)	0.0m (0)	2:41.46	28.10s	29.01s
5 NOTED	4	13.8m	16.6m (1)	17.6m (2)	2:41.62	28.17s	27.93s
11 FRANCO WESTERN	5	33.9m	21.2m (1)	24.6m (1)	2:43.11	28.34s	28.85s
2 BATTLESCARD	6	41.5m	4.2m (0)	8.4m (0)	2:43.68	28.39s	30.52s
4 JUST ROC	7	46.9m	7.2m (1)	10.4m (1)	2:44.08	28.32s	30.76s
7 MADDY ROCKS	8	47.8m	17.4m (0)	24.0m (0)	2:44.14	28.56s	29.87s
3 JEDREK	9	54.9m	12.2m (1)	19.6m (1)	2:44.67	28.61s	30.67s
10 BATAVIA REACTOR	10	79.1m	13.0m (0)	18.0m (0)	2:46.46	28.44s	32.48s

Finish Position and metres gained from 800m





Home of PJ Harness Analyser

Want to know how successful PJ Harness Analyser is?

Click here for regular updates

www.pjdata.com.au
 admin@pjdata.com.au
 www.facebook.com/PJHarnessRacing



RISE Digital, Harness Racing Australia nor the provider accepts any responsibility for the completeness or accuracy of any of the information contained herein, and makes no representations about its suitability for any particular purpose. Users should make their own judgements about those matters and/or seek independent advice. You assume all risks associated with use of data provided on this page

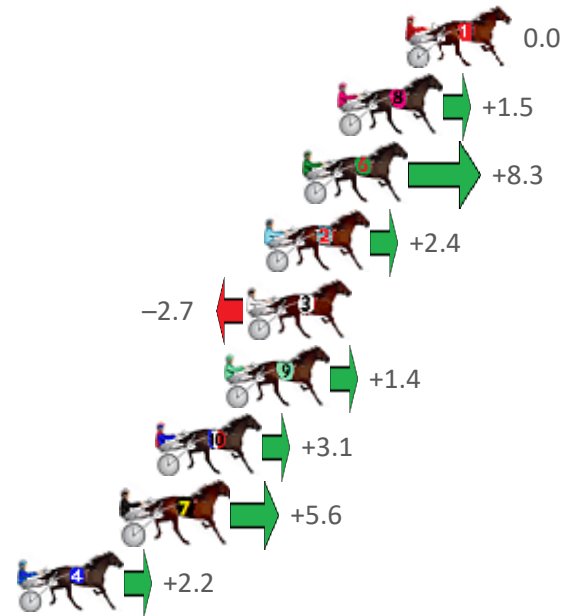
Pinjarra Race 6 Distance 2185m

Monday, 12 September 2022

Gross Time: 2:45.30 MileRate: 2:01.80 LeadTime: 45.90s First Qtr: 30.40s Second Qtr: 32.10s Third Qtr: 29.20s Fourth Qtr: 27.70s

No Horse	Plc	Mar	800 Posi	400 Posi	Time	3rd Qtr	4th Qtr
1 SEVEN NO TRUMPS	1	0.0m	0.0m (0)	0.0m (0)	2:45.30	29.20s	27.70s
8 CATCH THE RED EYE	2	2.7m	4.2m (0)	4.4m (0)	2:45.50	29.21s	27.58s
6 BENJI	3	4.1m	12.4m (1)	13.2m (1)	2:45.60	29.24s	27.07s
2 BEAT THE BANK	4	5.6m	8.0m (1)	9.0m (1)	2:45.71	29.26s	27.47s
3 LITTLE SUZIE	5	6.3m	3.6m (1)	4.4m (1)	2:45.76	29.26s	27.83s
9 MIDDLE OF THE ROA	6	7.2m	8.6m (0)	9.6m (0)	2:45.82	29.27s	27.53s
10 ABSOLUTE DELIGHT	7	9.9m	13.0m (0)	15.4m (0)	2:46.02	29.36s	27.32s
7 PIVOTAL	8	11.2m	16.8m (1)	18.0m (1)	2:46.12	29.27s	27.23s
4 GOV STARZZZ	9	15.4m	17.6m (0)	20.0m (0)	2:46.42	29.36s	27.38s

Finish Position and metres gained from 800m





Home of PJ Harness Analyser
Want to know how successful PJ Harness Analyser is?
Click here for regular updates

www.pjdata.com.au
 admin@pjdata.com.au
 www.facebook.com/PJHarnessRacing



RISE Digital, Harness Racing Australia nor the provider accepts any responsibility for the completeness or accuracy of any of the information contained herein, and makes no representations about its suitability for any particular purpose. Users should make their own judgements about those matters and/or seek independent advice. You assume all risks associated with use of data provided on this page


Pinjarra Race 7 Distance 2185m

Monday, 12 September 2022

Gross Time: 2:43.20 MileRate: 2:00.20 LeadTime: 42.30s First Qtr: 31.80s Second Qtr: 31.70s Third Qtr: 29.50s Fourth Qtr: 27.90s

No Horse	Plc	Mar	800 Posi	400 Posi	Time	3rd Qtr	4th Qtr
6 AUSSIE SCOOTER	1	0.0m	3.4m (1)	1.2m (1)	2:43.20	29.34s	27.82s
1 CHEER THE MAJOR	2	0.2m	0.0m (0)	0.0m (0)	2:43.21	29.50s	27.91s
4 LOVE AND KISSES	3	5.4m	7.4m (1)	5.4m (1)	2:43.60	29.36s	27.90s
11 GENERAL JOLT	3	5.4m	8.8m (0)	9.6m (0)	2:43.60	29.55s	27.61s
2 CARABAO	5	6.1m	11.6m (1)	9.8m (1)	2:43.65	29.36s	27.64s
9 FIORD	6	7.3m	4.4m (0)	4.8m (0)	2:43.74	29.53s	28.07s
10 GYPSY DRAGON	7	8.5m	15.8m (1)	14.2m (1)	2:43.82	29.37s	27.50s
7 SAGATIOUS	8	11.8m	20.6m (1)	16.6m (2)	2:44.07	29.21s	27.57s
5 SUNSHINE SWIFT	9	11.9m	17.4m (0)	19.2m (1)	2:44.07	29.61s	27.39s
3 CAULONIA ARTY	10	27.8m	13.0m (0)	14.4m (0)	2:45.24	29.63s	28.83s

Finish Position and metres gained from 800m





Home of PJ Harness Analyser

Want to know how successful PJ Harness Analyser is?
Click here for regular updates

www.pjdata.com.au
 admin@pjdata.com.au
 www.facebook.com/PJHarnessRacing



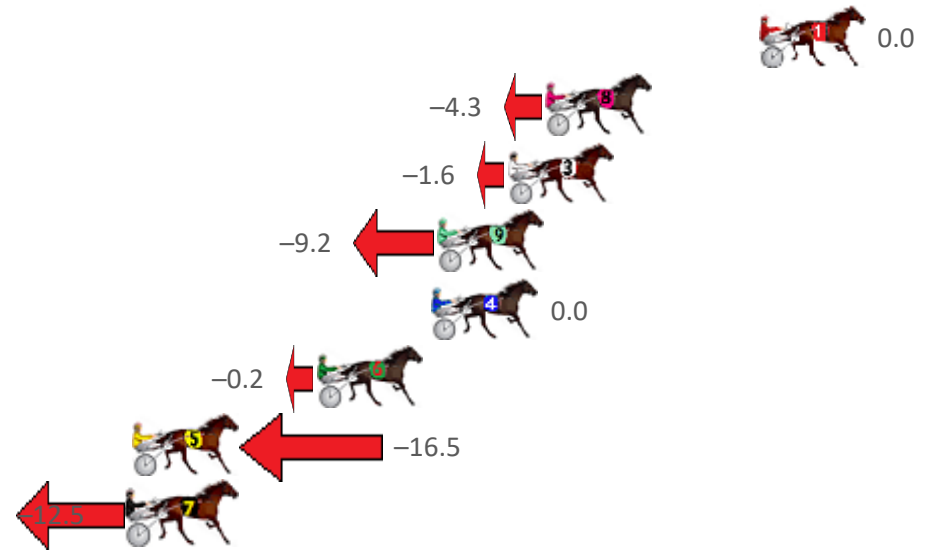
Pinjarra Race 8 Distance 2185m

Monday, 12 September 2022

Gross Time: 2:42.90 MileRate: 2:00.00 LeadTime: 45.80s First Qtr: 30.30s Second Qtr: 30.40s Third Qtr: 28.30s Fourth Qtr: 28.10s

No Horse	Plc	Mar	800 Posi	400 Posi	Time	3rd Qtr	4th Qtr
1 ADDA SOMETHING	1	0.0m	0.0m (0)	0.0m (0)	2:42.90	28.30s	28.10s
8 RICHIE REACTOR	2	8.5m	4.2m (0)	4.6m (0)	2:43.53	28.33s	28.37s
3 ALL THE BELLS	3	10.0m	8.4m (0)	9.4m (0)	2:43.64	28.37s	28.14s
9 ROLL UP	4	12.8m	3.6m (1)	3.0m (1)	2:43.85	28.26s	28.78s
4 CROWDED REACTOR	5	13.0m	13.0m (0)	14.4m (0)	2:43.86	28.40s	28.00s
6 BETTOR COPAGOOD	6	17.6m	17.4m (0)	20.4m (0)	2:44.20	28.51s	27.90s
5 BETTOR BEACH BELL	7	24.9m	8.4m (1)	11.2m (1)	2:44.74	28.50s	29.06s
7 GOOD TIMES AHEAD	8	25.1m	12.6m (1)	17.0m (1)	2:44.75	28.61s	28.67s

Finish Position and metres gained from 800m





Home of PJ Harness Analyser

Want to know how successful PJ Harness Analyser is?
[Click here for regular updates](#)

www.pjdata.com.au
 admin@pjdata.com.au
 www.facebook.com/PJHarnessRacing



RISE Digital, Harness Racing Australia nor the provider accepts any responsibility for the completeness or accuracy of any of the information contained herein, and makes no representations about its suitability for any particular purpose. Users should make their own judgements about those matters and/or seek independent advice. You assume all risks associated with use of data provided on this page

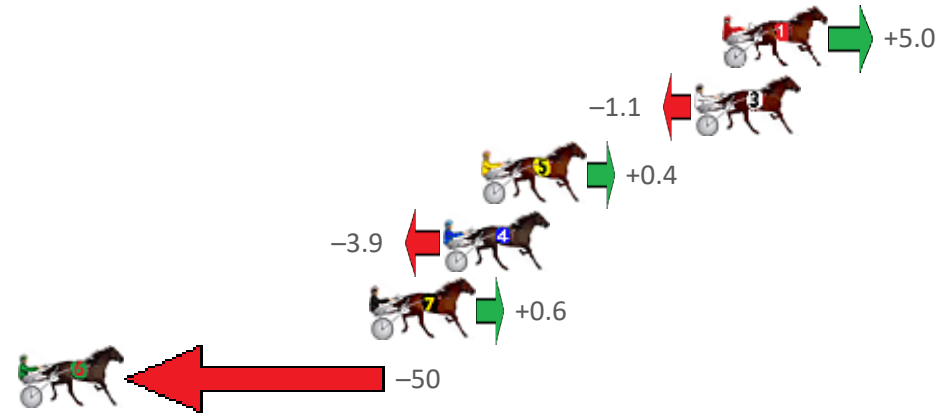
Pinjarra Race 9 Distance 2185m

Monday, 12 September 2022

Gross Time: 2:46.40 MileRate: 2:02.60 LeadTime: 43.50s First Qtr: 31.30s Second Qtr: 31.90s Third Qtr: 30.60s Fourth Qtr: 29.10s

No Horse	Plc	Mar	800 Posi	400 Posi	Time	3rd Qtr	4th Qtr
1 DANCE STEPS	1	0.0m	5.0m (0)	5.0m (0)	2:46.40	30.59s	28.74s
3 PLEASE NOT TONIGH	2	1.1m	0.0m (0)	0.0m (0)	2:46.48	30.60s	29.18s
5 ALFA PRINCESS	3	9.6m	10.0m (0)	9.6m (0)	2:47.13	30.57s	29.10s
4 TILLY SWIFT	4	11.1m	7.2m (1)	5.4m (2)	2:47.25	30.48s	29.51s
7 KNOCKEM DOWN R	5	14.0m	14.6m (0)	10.6m (1)	2:47.47	30.31s	29.35s
6 IM INAPICKLE	6	52.2m	3.0m (1)	3.6m (1)	2:50.39	30.74s	32.62s

Finish Position and metres gained from 800m





Home of PJ Harness Analyser
 Want to know how successful PJ Harness Analyser is?
 Click here for regular updates

www.pjdata.com.au
 admin@pjdata.com.au
 www.facebook.com/PJHarnessRacing



RISE Digital, Harness Racing Australia nor the provider accepts any responsibility for the completeness or accuracy of any of the information contained herein, and makes no representations about its suitability for any particular purpose. Users should make their own judgements about those matters and/or seek independent advice. You assume all risks associated with use of data provided on this page