

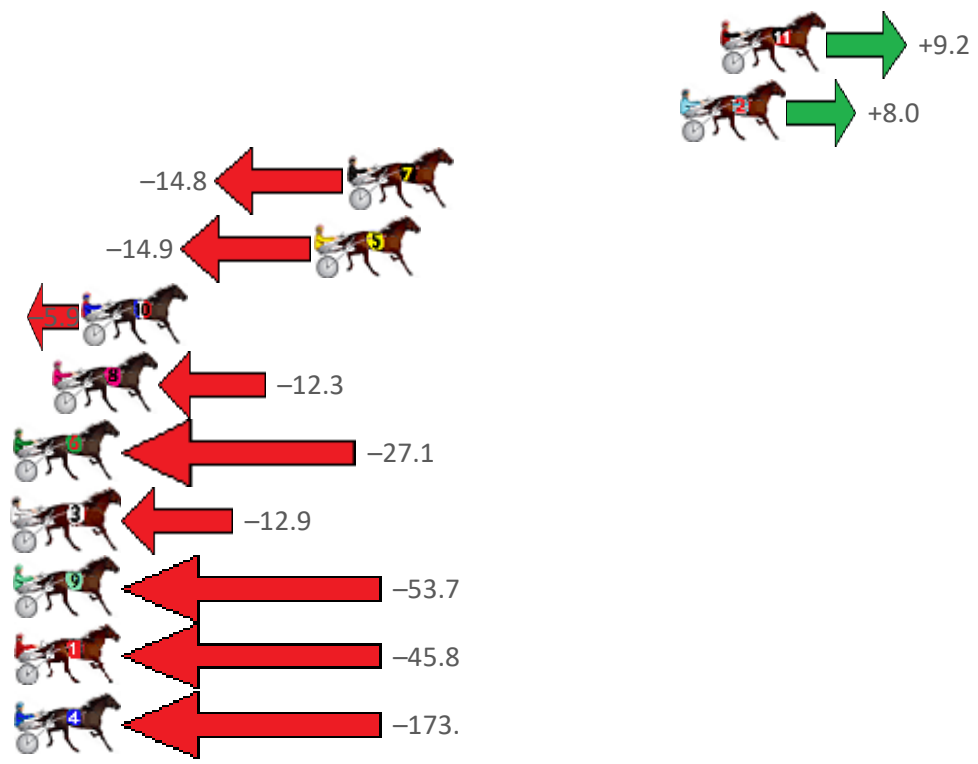
Pinjarra Race 1 Distance 2185m

Monday, 26 September 2022

Gross Time: 2:44.60 MileRate: 2:01.30 LeadTime: 43.70s First Qtr: 30.40s Second Qtr: 31.40s Third Qtr: 28.80s Fourth Qtr: 30.30s

NoHorse	Plc	Mar	800 Posi	400 Posi	Time	3rd Qtr	4th Qtr
11 PEACHEE	1	0.0m	9.2m (2)	0.0m (1)	2:44.60	28.12s	30.30s
2 NICKYS SON	2	1.6m	9.6m (0)	15.2m (1)	2:44.73	29.24s	29.28s
7 MAJESTIC COURTNE	3	14.8m	0.0m (0)	4.4m (0)	2:45.77	29.10s	31.08s
5 BIRTHDAY SUIT	4	16.1m	1.2m (1)	6.4m (1)	2:45.88	29.16s	31.03s
10 MALABAR SPUR	5	25.3m	19.4m (0)	30.4m (1)	2:46.61	29.62s	29.92s
8 ELISH STAR	6	26.5m	14.2m (1)	22.0m (1)	2:46.70	29.36s	30.64s
6 ONE BID BUYS	7	31.3m	4.2m (0)	15.4m (0)	2:47.08	29.59s	31.50s
3 LUCKY CHARM	8	32.1m	19.2m (1)	23.6m (0)	2:47.15	29.11s	30.94s
9 KELL ROAD KID	9	68.7m	15.0m (0)	34.6m (0)	2:50.05	30.18s	32.87s
1 TEDS SECRET	10	115.8m	70.0m (0)	75.0m (0)	2:53.79	29.09s	33.37s
4 BETTY BOOTZ OFF	11	179.1m	5.4m (1)	40.0m (1)	2:58.81	31.08s	40.78s

Finish Position and metres gained from 800m





Home of PJ Harness Analyser

Want to know how successful PJ Harness Analyser is?
[Click here for regular updates](#)



www.pjdata.com.au
 admin@pjdata.com.au
 www.facebook.com/PJHarnessRacing

RISE Digital, Harness Racing Australia nor the provider accepts any responsibility for the completeness or accuracy of any of the information contained herein, and makes no representations about its suitability for any particular purpose. Users should make their own judgements about those matters and/or seek independent advice. You assume all risks associated with use of data provided on this page

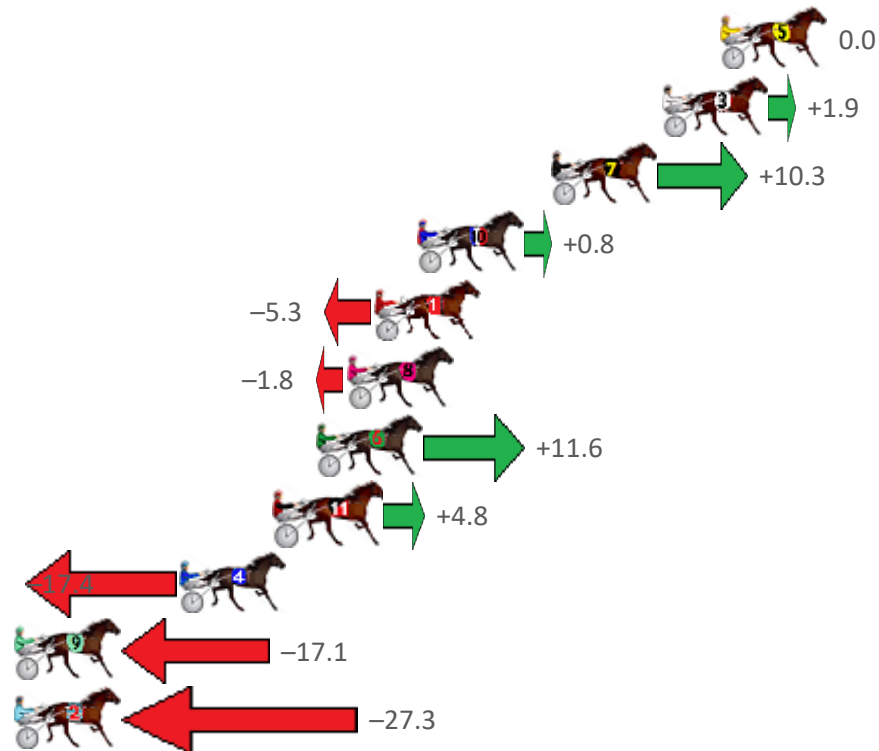
Pinjarra Race 2 Distance 1684m

Monday, 26 September 2022

Gross Time: 2:02.80 MileRate: 1:57.40 LeadTime: 5.50s First Qtr: 29.20s Second Qtr: 32.00s Third Qtr: 28.50s Fourth Qtr: 27.60s

NoHorse	Plc	Mar	800 Posi	400 Posi	Time	3rd Qtr	4th Qtr
5 LUSAKA	1	0.0m	0.0m (0)	0.0m (0)	2:02.80	28.50s	27.60s
3 CHACO EAGLE	2	2.3m	4.2m (0)	4.6m (0)	2:02.97	28.53s	27.44s
7 DOURADO	3	6.7m	17.0m (1)	4.0m (2)	2:03.29	27.60s	27.79s
10 ELWADDELL	4	12.0m	12.8m (1)	2.6m (1)	2:03.67	27.80s	28.24s
1 MARBEECHSAM	5	13.7m	8.4m (0)	10.0m (0)	2:03.79	28.62s	27.85s
8 BALINGUP BOY	6	14.8m	13.0m (0)	15.8m (0)	2:03.87	28.69s	27.53s
6 FLY TO FAME	7	16.0m	27.6m (0)	23.8m (0)	2:03.96	28.23s	27.06s
11 REDDY TO FLY	8	17.6m	22.4m (0)	15.2m (1)	2:04.08	28.00s	27.76s
4 QUATTROSE	9	21.4m	4.0m (1)	9.0m (1)	2:04.35	28.86s	28.45s
9 FLASHING ARK	10	34.7m	17.6m (0)	17.6m (3)	2:05.32	28.52s	28.77s
2 SEAGRASS	11	35.7m	8.4m (1)	15.8m (2)	2:05.39	29.04s	28.97s

Finish Position and metres gained from 800m





Home of PJ Harness Analyser

Want to know how successful PJ Harness Analyser is?
[Click here for regular updates](#)



www.pjdata.com.au
 admin@pjdata.com.au
 www.facebook.com/PJHarnessRacing

RISE Digital, Harness Racing Australia nor the provider accepts any responsibility for the completeness or accuracy of any of the information contained herein, and makes no representations about its suitability for any particular purpose. Users should make their own judgements about those matters and/or seek independent advice. You assume all risks associated with use of data provided on this page

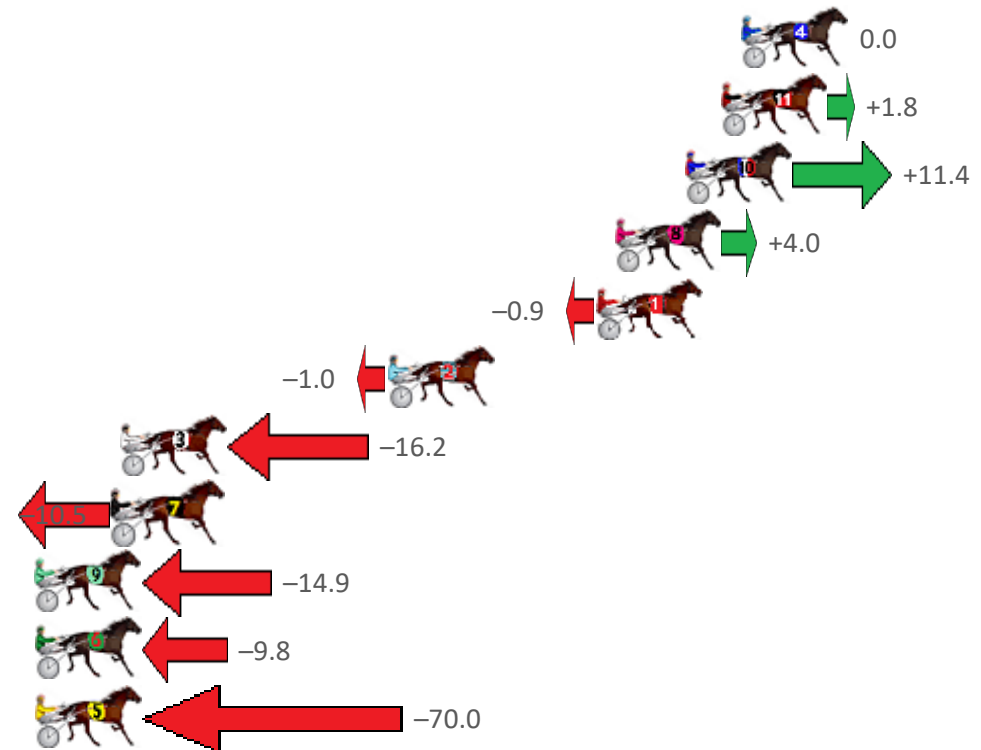
Pinjarra Race 3 Distance 1684m

Monday, 26 September 2022

Gross Time: 2:03.80 MileRate: 1:58.30 LeadTime: 5.80s First Qtr: 29.30s Second Qtr: 30.60s Third Qtr: 29.10s Fourth Qtr: 29.00s

NoHorse	Plc	Mar	800 Posi	400 Posi	Time	3rd Qtr	4th Qtr
4 KILKIVAN	1	0.0m	0.0m (0)	0.0m (0)	2:03.80	29.10s	29.00s
11 PASTER TEDESCO	2	0.8m	2.6m (1)	3.6m (1)	2:03.86	29.17s	28.80s
10 SMART FACE	3	2.2m	13.6m (2)	6.0m (2)	2:03.97	28.55s	28.73s
8 THE DUBLIN XPRESS	4	5.0m	9.0m (0)	10.4m (0)	2:04.18	29.20s	28.61s
1 JAMIE KIM	5	5.7m	4.8m (0)	6.0m (0)	2:04.23	29.19s	28.98s
2 JADES FORTUNE	6	14.0m	13.0m (1)	15.8m (2)	2:04.87	29.30s	28.87s
3 MANGO TANGO	7	24.6m	8.4m (1)	12.0m (1)	2:05.67	29.36s	29.91s
7 JAZZARI	8	24.9m	14.4m (0)	18.4m (0)	2:05.69	29.39s	29.47s
9 SWEET SUZI	9	32.7m	17.8m (1)	22.4m (1)	2:06.29	29.43s	29.74s
6 IM INAPICKLE	10	37.4m	27.6m (0)	32.0m (0)	2:06.65	29.42s	29.39s
5 KNOCKEM DOWN R	11	150.0m	80.0m (0)	110.0m (0)	2:15.21	31.27s	31.88s

Finish Position and metres gained from 800m



Home of PJ Harness Analyser

Want to know how successful PJ Harness Analyser is?

Click here for regular updates

www.pjdata.com.au
 admin@pjdata.com.au
 www.facebook.com/PJHarnessRacing

RISE Digital, Harness Racing Australia nor the provider accepts any responsibility for the completeness or accuracy of any of the information contained herein, and makes no representations about its suitability for any particular purpose. Users should make their own judgements about those matters and/or seek independent advice. You assume all risks associated with use of data provided on this page

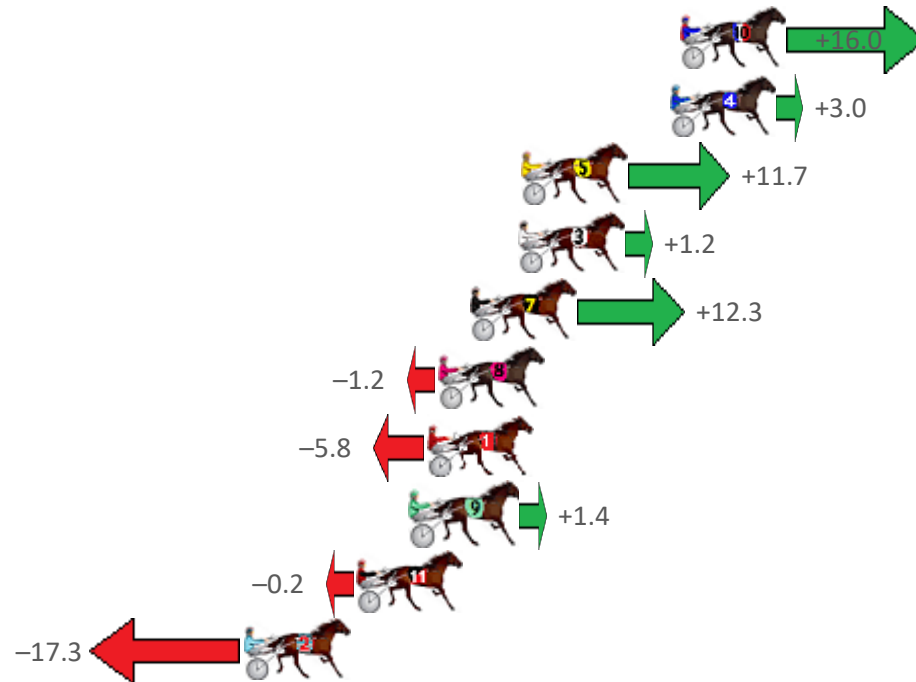
Pinjarra Race 4 Distance 2185m

Monday, 26 September 2022

Gross Time: 2:44.60 MileRate: 2:01.20 LeadTime: 43.50s First Qtr: 31.50s Second Qtr: 30.50s Third Qtr: 29.10s Fourth Qtr: 30.00s

NoHorse	Plc	Mar	800 Posi	400 Posi	Time	3rd Qtr	4th Qtr
10 MADDY MADDY	1	0.0m	16.0m (1)	12.2m (3)	2:44.60	28.83s	29.09s
4 SASSY ANNIE	2	0.4m	3.4m (1)	1.8m (1)	2:44.63	28.98s	29.90s
5 SOUFFLE	3	6.3m	18.0m (2)	0.0m (3)	2:45.10	27.77s	30.47s
3 HILARIOUS REIGN	4	6.4m	7.6m (1)	3.8m (2)	2:45.10	28.82s	30.19s
7 BRAMANTE STEPS	5	8.3m	20.6m (1)	7.4m (3)	2:45.25	28.13s	30.07s
8 DOVE CRY	6	9.6m	8.4m (0)	7.6m (1)	2:45.35	29.04s	30.15s
1 CAPTAIN DANDI	7	10.0m	4.2m (0)	6.4m (0)	2:45.39	29.26s	30.27s
9 DIAMOND DANCE	8	10.6m	12.0m (1)	9.2m (2)	2:45.43	28.89s	30.10s
11 RODGER JAMES	9	12.8m	12.6m (0)	12.6m (0)	2:45.61	29.10s	30.01s
2 ZAC YOUR NOBODY	10	17.3m	0.0m (0)	1.8m (0)	2:45.96	29.21s	31.16s

Finish Position and metres gained from 800m





Home of PJ Harness Analyser
 Want to know how successful PJ Harness Analyser is?
 Click here for regular updates

www.pjdata.com.au
 admin@pjdata.com.au
 www.facebook.com/PJHarnessRacing



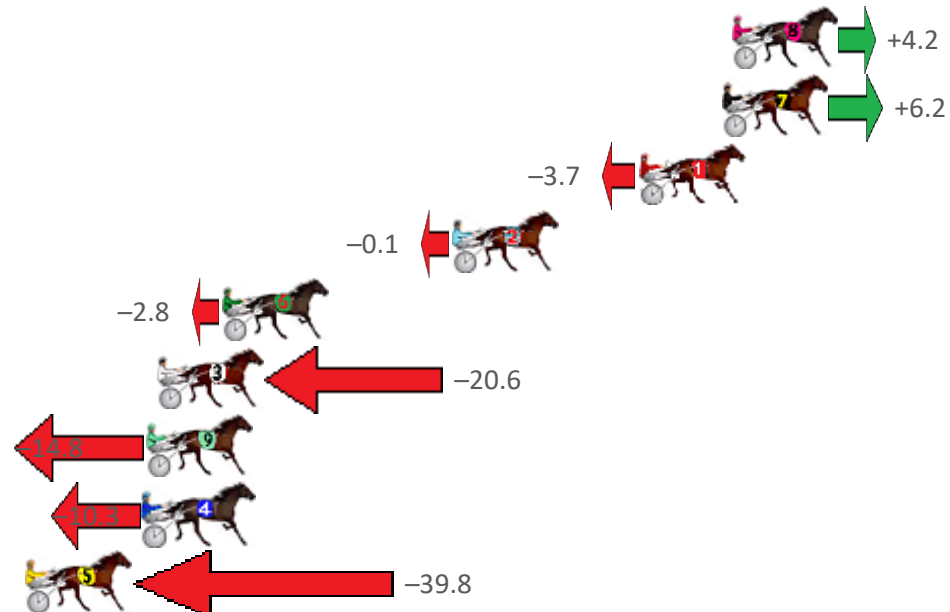
Pinjarra Race 5 Distance 2185m

Monday, 26 September 2022

Gross Time: 2:39.60 MileRate: 1:57.50 LeadTime: 41.80s First Qtr: 30.30s Second Qtr: 30.70s Third Qtr: 29.70s Fourth Qtr: 27.10s

NoHorse	Plc	Mar	800 Posi	400 Posi	Time	3rd Qtr	4th Qtr
8 EL CASANOVA	1	0.0m	4.2m (0)	4.4m (0)	2:39.60	29.70s	26.80s
7 HIGH PRICE	2	0.4m	6.6m (1)	5.4m (1)	2:39.63	29.60s	26.76s
1 ARDENS HORIZON	3	3.7m	0.0m (0)	0.0m (0)	2:39.86	29.71s	27.35s
2 BEAT THE BANK	4	11.1m	11.0m (1)	9.8m (1)	2:40.39	29.62s	27.19s
6 LITTLE SUZIE	5	20.2m	17.4m (0)	18.6m (0)	2:41.04	29.79s	27.21s
3 NOTED	6	22.8m	2.2m (1)	1.0m (1)	2:41.23	29.69s	28.57s
9 GOV STARZZZ	7	23.2m	8.4m (0)	8.6m (0)	2:41.26	29.76s	28.08s
4 COHLIN	8	23.3m	13.0m (0)	13.2m (0)	2:41.26	29.75s	27.78s
5 MIDDLE OF THE ROA	9	55.4m	15.6m (1)	15.6m (1)	2:43.55	29.83s	29.78s

Finish Position and metres gained from 800m





Home of PJ Harness Analyser

Want to know how successful PJ Harness Analyser is?

Click here for regular updates

www.pjdata.com.au
 admin@pjdata.com.au
 www.facebook.com/PJHarnessRacing




Pinjarra Race 6 Distance 2185m

Monday, 26 September 2022

Gross Time: 2:43.70 MileRate: 2:00.50 LeadTime: 45.20s First Qtr: 31.60s Second Qtr: 30.60s Third Qtr: 28.80s Fourth Qtr: 27.50s

No Horse	Plc	Mar	800 Posi	400 Posi	Time	3rd Qtr	4th Qtr
4 BENJI	1	0.0m	3.8m (1)	3.0m (1)	2:43.70	28.74s	27.29s
9 JAGARA	2	3.7m	12.2m (1)	12.4m (1)	2:43.97	28.80s	26.91s
1 IDEAL WHITBY	3	4.6m	0.0m (0)	0.0m (0)	2:44.03	28.81s	27.81s
2 GYPSY DRAGON	4	4.9m	7.8m (1)	7.8m (1)	2:44.05	28.80s	27.30s
6 GORDON	5	5.8m	8.8m (0)	8.8m (0)	2:44.12	28.80s	27.29s
8 FIREPLAY	6	6.3m	4.2m (0)	4.2m (0)	2:44.16	28.80s	27.64s
5 PER ARDUA AD ASTR	7	8.9m	13.4m (0)	13.4m (0)	2:44.34	28.79s	27.19s
3 LOVE AND KISSES	8	11.8m	16.4m (1)	17.2m (1)	2:44.55	28.85s	27.13s
7 FIREBALL FRIDAY	9	17.2m	17.8m (0)	19.0m (0)	2:44.94	28.88s	27.38s

Finish Position and metres gained from 800m





Home of PJ Harness Analyser
 Want to know how successful PJ Harness Analyser is?
 Click here for regular updates

www.pjdata.com.au
 admin@pjdata.com.au
 www.facebook.com/PJHarnessRacing




Pinjarra Race 7 Distance 2185m

Monday, 26 September 2022

Gross Time: 2:37.50 MileRate: 1:56.00 LeadTime: 42.50s First Qtr: 29.70s Second Qtr: 28.70s Third Qtr: 28.20s Fourth Qtr: 28.40s

NoHorse	Plc	Mar	800 Posi	400 Posi	Time	3rd Qtr	4th Qtr
1 ROCKNROLL ELLIOT	1	0.0m	0.0m (0)	0.0m (0)	2:37.50	28.20s	28.40s
2 HILLVIEW BONDI	2	5.7m	1.8m (1)	0.8m (1)	2:37.93	28.13s	28.75s
3 JUST FOR LOVE	3	10.7m	10.0m (1)	12.2m (1)	2:38.30	28.36s	28.29s
5 PONTEVIVO	4	11.3m	15.0m (1)	17.2m (1)	2:38.34	28.36s	27.98s
10 THE STARS ABOVE	5	12.2m	6.0m (1)	6.2m (1)	2:38.41	28.21s	28.82s
6 PELIGROSO	6	16.1m	8.4m (0)	9.4m (0)	2:38.70	28.27s	28.87s
8 BELLEZZA NERA	7	16.6m	4.2m (0)	5.2m (0)	2:38.74	28.27s	29.20s
7 ALL THE BELLS	8	21.4m	17.4m (0)	20.6m (0)	2:39.10	28.42s	28.46s
9 POCKETFULOFPEPPE	9	24.1m	13.2m (0)	16.2m (0)	2:39.30	28.41s	28.96s
4 ADDA SOMETHING	10	25.0m	19.6m (1)	22.8m (1)	2:39.37	28.42s	28.56s

Finish Position and metres gained from 800m





Home of PJ Harness Analyser
 Want to know how successful PJ Harness Analyser is?
 Click here for regular updates

www.pjdata.com.au
 admin@pjdata.com.au
 www.facebook.com/PJHarnessRacing



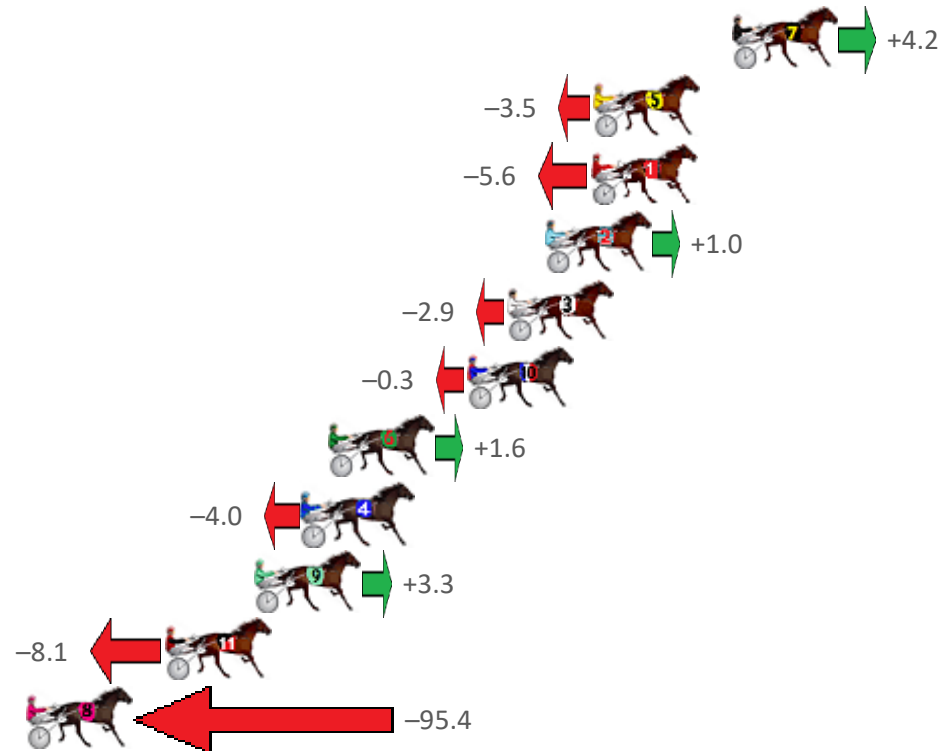
Pinjarra Race 8 Distance 2116m

Monday, 26 September 2022

Gross Time: 2:42.30 MileRate: 2:02.90 LeadTime: 42.00s First Qtr: 30.90s Second Qtr: 32.80s Third Qtr: 29.30s Fourth Qtr: 27.30s

NoHorse	Plc	Mar	800 Posi	400 Posi	Time	3rd Qtr	4th Qtr
7 TROOPINGOFTHECO	1	0.0m	4.2m (0)	4.2m (0)	2:42.30	29.29s	27.01s
5 OHOKA TITAN	2	5.5m	2.0m (1)	0.0m (1)	2:42.70	29.17s	27.67s
1 DOCTOR STEVE	3	5.6m	0.0m (0)	0.0m (0)	2:42.70	29.31s	27.68s
2 THEWIZARD	4	7.4m	8.4m (0)	8.4m (0)	2:42.83	29.30s	27.23s
3 HESACHARMER	5	8.9m	6.0m (1)	4.4m (1)	2:42.94	29.20s	27.61s
10 SILENT REACTION	6	10.5m	10.2m (1)	6.0m (2)	2:43.05	29.02s	27.61s
6 ARK OF ROCK	7	16.0m	17.6m (0)	17.0m (0)	2:43.45	29.26s	27.23s
4 EL JESSIE	8	17.0m	13.0m (0)	12.6m (0)	2:43.52	29.28s	27.60s
9 BETTOR MY DREAMZ	9	18.9m	22.2m (0)	21.4m (0)	2:43.66	29.24s	27.13s
11 GOOD TIMES AHEAD	10	22.5m	14.4m (1)	11.6m (1)	2:43.92	29.13s	28.04s
8 SUNNY MACH	11	275.4m	180.0m (0)	220.0m (0)	3:02.09	32.25s	31.06s

Finish Position and metres gained from 800m





Home of PJ Harness Analyser
 Want to know how successful PJ Harness Analyser is?
 Click here for regular updates

www.pjdata.com.au
 admin@pjdata.com.au
 www.facebook.com/PJHarnessRacing



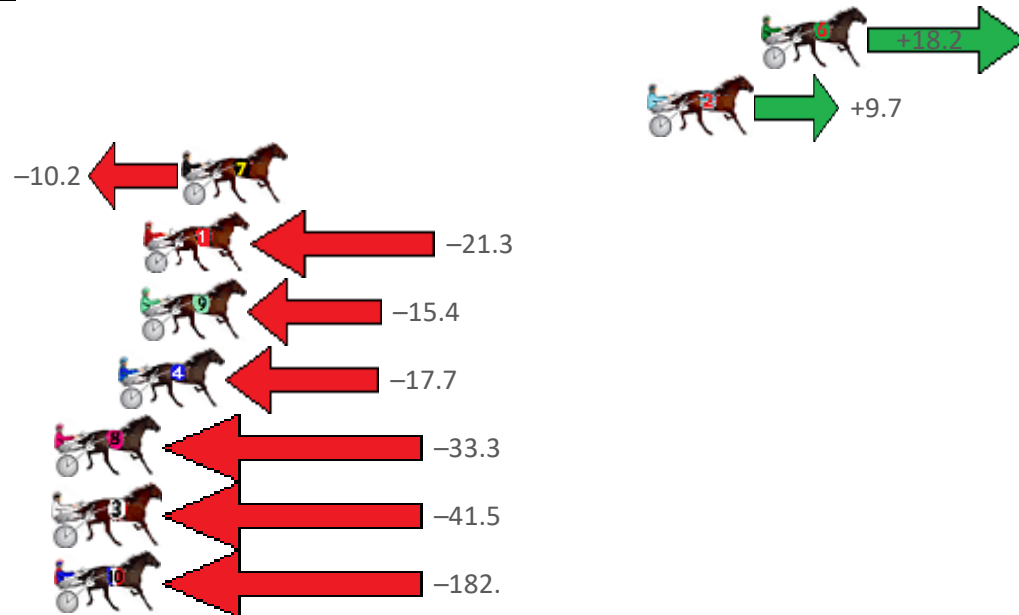
Pinjarra Race 9 Distance 2185m

Monday, 26 September 2022

Gross Time: 2:44.20 MileRate: 2:00.90 LeadTime: 41.30s First Qtr: 30.60s Second Qtr: 31.70s Third Qtr: 30.60s Fourth Qtr: 30.00s

NoHorse	Plc	Mar	800 Posi	400 Posi	Time	3rd Qtr	4th Qtr
6 CHICA VALIENTE	1	0.0m	18.2m (1)	9.6m (3)	2:44.20	29.95s	29.28s
2 EGYPTIAN QUEEN	2	4.5m	14.2m (0)	13.6m (2)	2:44.55	30.55s	29.32s
7 DISPATCHER	3	23.0m	12.8m (1)	8.6m (2)	2:46.01	30.29s	31.07s
1 BABYSGOTBLUEEYES	4	24.5m	3.2m (1)	0.8m (1)	2:46.13	30.44s	31.77s
9 GOLDEN MOVE	5	24.6m	9.2m (0)	9.6m (1)	2:46.13	30.64s	31.12s
4 STAR OF KAOS	6	25.5m	7.8m (1)	5.0m (1)	2:46.20	30.40s	31.53s
8 IRES ALLEN	7	38.1m	4.8m (0)	4.4m (0)	2:47.19	30.60s	32.51s
3 KNIGHT EAGLE	8	41.5m	0.0m (0)	0.0m (0)	2:47.46	30.63s	33.10s
10 FOLLOW THE QUEEN	9	203.3m	20.6m (0)	46.0m (0)	3:00.18	32.63s	41.73s

Finish Position and metres gained from 800m





Home of PJ Harness Analyser

Want to know how successful PJ Harness Analyser is?

Click here for regular updates

www.pjdata.com.au
 admin@pjdata.com.au
 www.facebook.com/PJHarnessRacing



RISE Digital, Harness Racing Australia nor the provider accepts any responsibility for the completeness or accuracy of any of the information contained herein, and makes no representations about its suitability for any particular purpose. Users should make their own judgements about those matters and/or seek independent advice. You assume all risks associated with use of data provided on this page