

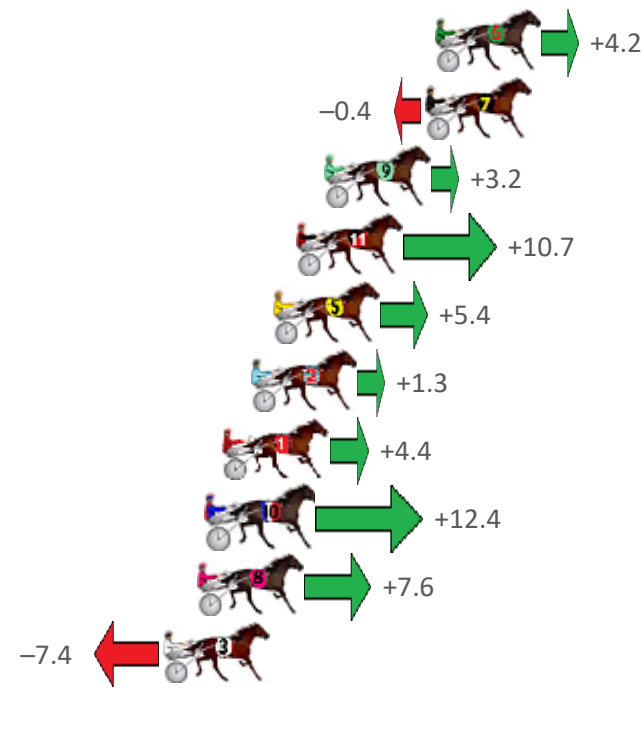
Bunbury Race 1 Distance 2100m

Friday, 7 October 2022

Gross Time: 2:38.30 MileRate: 2:01.30 LeadTime: 37.50s First Qtr: 31.40s Second Qtr: 30.40s Third Qtr: 30.50s Fourth Qtr: 28.50s

No Horse	Plc	Mar	800 Posi	400 Posi	Time	3rd Qtr	4th Qtr
6 DOVE CRY	1	0.0m	4.2m (0)	4.2m (0)	2:38.30	30.49s	28.20s
7 OH SO GRAND	2	0.4m	0.0m (0)	0.0m (0)	2:38.33	30.50s	28.53s
9 ASHIMA	3	4.4m	7.6m (1)	6.6m (2)	2:38.63	30.42s	28.34s
11 STAR LILLY	4	5.5m	16.2m (1)	15.4m (1)	2:38.71	30.42s	27.80s
5 FLASH MOB	5	6.4m	11.8m (1)	10.8m (1)	2:38.78	30.42s	28.19s
2 AMERICAN DUTCHES	6	7.3m	8.6m (0)	8.2m (0)	2:38.85	30.47s	28.44s
1 GIRL IN CLOVER	7	8.4m	12.8m (0)	12.4m (0)	2:38.93	30.46s	28.22s
10 NOVEL APPROACH	8	9.0m	21.4m (0)	20.8m (0)	2:38.97	30.43s	27.66s
8 ASHANTI PRINCESS	9	9.4m	17.0m (0)	16.6m (0)	2:39.00	30.45s	27.99s
3 JADES FORTUNE	10	10.8m	3.4m (1)	3.2m (1)	2:39.11	30.50s	29.04s
4 ROCKY AFFAIR	11	35.3m	27.4m (0)	20.6m (1)	2:40.94	30.04s	29.54s

Finish Position and metres gained from 800m





Home of Australian Harness Sectionals

PJ Harness Analyser Daily Raw Data directly to your inbox

NEW All Victorian Racing added as of 17 January 2022

www.pjdata.com.au
admin@pjdata.com.au
www.facebook.com/PJHarnessRacing



RISE Digital, Harness Racing Australia nor the provider accepts any responsibility for the completeness or accuracy of any of the information contained herein, and makes no representations about its suitability for any particular purpose. Users should make their own judgements about those matters and/or seek independent advice. You assume all risks associated with use of data provided on this page


Bunbury Race 2 Distance 2100m

Friday, 7 October 2022

Gross Time: 2:31.10 MileRate: 1:55.80 LeadTime: 35.20s First Qtr: 31.70s Second Qtr: 28.60s Third Qtr: 28.20s Fourth Qtr: 27.40s

No Horse	Plc	Mar	800 Posi	400 Posi	Time	3rd Qtr	4th Qtr
3 TRICKY MIKI	1	0.0m	0.0m (0)	0.0m (0)	2:31.10	28.20s	27.40s
2 RELIM	2	26.1m	9.2m (0)	10.2m (0)	2:32.98	28.28s	28.48s
5 BEEN SCOOTIN	3	28.6m	2.0m (1)	4.8m (1)	2:33.16	28.42s	29.02s
1 RAMBO RABBIT	4	29.6m	4.2m (0)	5.2m (0)	2:33.23	28.29s	29.06s
4 SMOKEYS SHADOW	5	34.6m	13.6m (0)	11.8m (3)	2:33.60	28.10s	28.95s
6 FLOEWITER	6	34.9m	6.8m (1)	8.8m (2)	2:33.62	28.36s	29.18s
7 ELSAMAY	7	36.1m	20.2m (0)	15.2m (0)	2:33.70	27.88s	28.82s

Finish Position and metres gained from 800m





Home of Australian Harness Sectionals

PJ Harness Analyser Daily Raw Data directly to your inbox

NEW All Victorian Racing added as of 17 January 2022

www.pjdata.com.au
admin@pjdata.com.au
www.facebook.com/PJHarnessRacing



RISE Digital, Harness Racing Australia nor the provider accepts any responsibility for the completeness or accuracy of any of the information contained herein, and makes no representations about its suitability for any particular purpose. Users should make their own judgements about those matters and/or seek independent advice. You assume all risks associated with use of data provided on this page

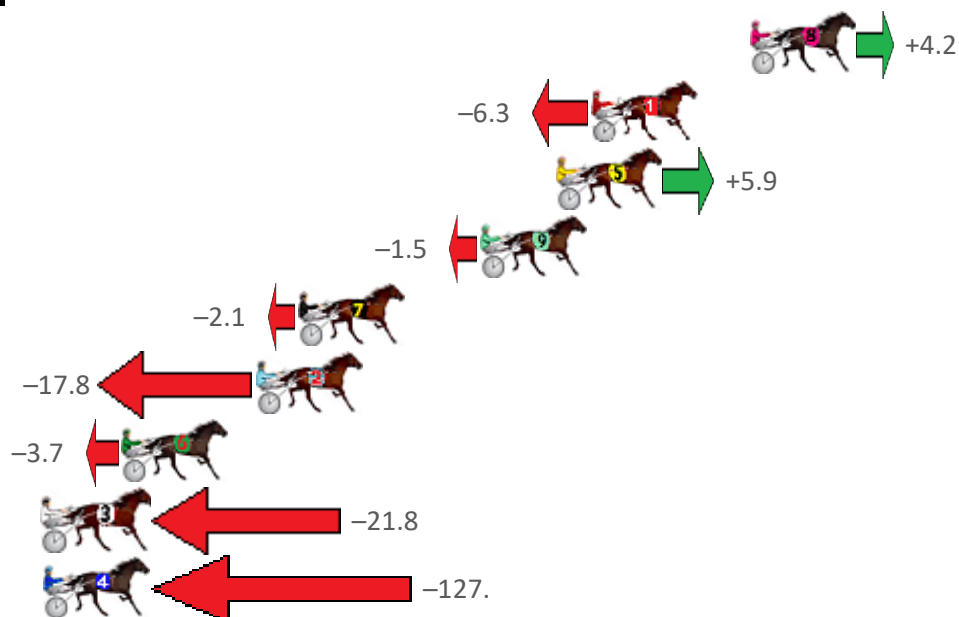
Bunbury Race 3 Distance 1609m

Friday, 7 October 2022

Gross Time: 1:57.50 MileRate: 1:57.50 LeadTime: 0.00s First Qtr: 28.60s Second Qtr: 31.70s Third Qtr: 29.00s Fourth Qtr: 28.30s

NoHorse	Plc	Mar	800 Posi	400 Posi	Time	3rd Qtr	4th Qtr
8 COMNHARRY	1	0.0m	4.2m (0)	5.4m (0)	1:57.50	29.08s	27.92s
1 CAPTAIN DANDI	2	6.3m	0.0m (0)	0.0m (0)	1:57.97	29.01s	28.74s
5 ZAC YOUR NOBODY	3	7.7m	13.6m (0)	13.8m (0)	1:58.07	29.01s	27.87s
9 AY MILTON	4	10.7m	9.2m (0)	9.6m (0)	1:58.30	29.03s	28.38s
7 LOVE TO FLY	5	17.9m	15.8m (1)	15.4m (2)	1:58.83	28.97s	28.48s
2 THE DARK NIGHT	6	19.6m	1.8m (1)	1.8m (1)	1:58.96	29.02s	29.55s
6 METEOROID	7	24.9m	21.2m (0)	20.4m (0)	1:59.35	28.95s	28.62s
3 OCTAVIA	8	28.2m	6.4m (1)	7.8m (1)	1:59.60	29.12s	29.74s
4 THE MIGHTY WARRI	9	137.8m	10.8m (1)	12.2m (1)	2:07.75	29.21s	37.14s

Finish Position and metres gained from 800m





Home of Australian Harness Sectionals

PJ Harness Analyser Daily Raw Data directly to your inbox

NEW All Victorian Racing added as of 17 January 2022

www.pjdata.com.au
admin@pjdata.com.au
www.facebook.com/PJHarnessRacing



RISE Digital, Harness Racing Australia nor the provider accepts any responsibility for the completeness or accuracy of any of the information contained herein, and makes no representations about its suitability for any particular purpose. Users should make their own judgements about those matters and/or seek independent advice. You assume all risks associated with use of data provided on this page

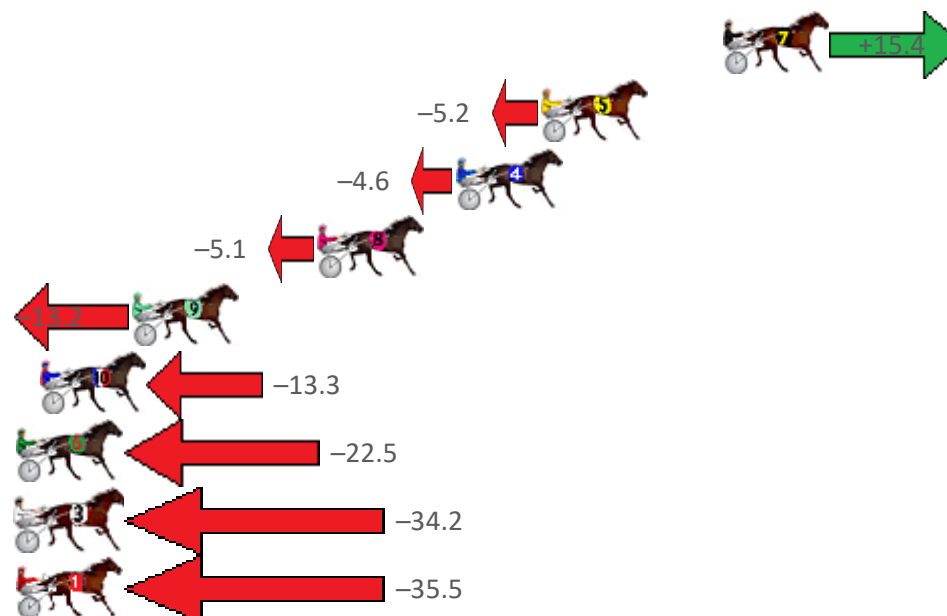
Bunbury Race 4 Distance 2100m

Friday, 7 October 2022

Gross Time: 2:32.60 MileRate: 1:56.90 LeadTime: 36.50s First Qtr: 30.60s Second Qtr: 29.30s Third Qtr: 27.90s Fourth Qtr: 28.30s

No Horse	Plc	Mar	800 Posi	400 Posi	Time	3rd Qtr	4th Qtr
7 EL CHEMA	1	0.0m	15.4m (2)	2.8m (3)	2:32.60	27.02s	28.10s
5 LOUIE THE LIP	2	7.2m	2.0m (1)	0.0m (1)	2:33.14	27.76s	28.81s
4 BAYARDO	3	10.6m	6.0m (1)	4.2m (1)	2:33.39	27.77s	28.75s
8 UNDER THE ALTA	4	16.1m	11.0m (2)	5.6m (2)	2:33.80	27.52s	29.04s
9 ATOMIC FEEL	5	23.4m	10.2m (1)	9.4m (1)	2:34.34	27.84s	29.28s
10 STORMYSKYES	6	27.1m	13.8m (0)	19.0m (0)	2:34.62	28.26s	28.87s
6 CROWDED REACTOR	7	31.5m	9.0m (0)	16.0m (1)	2:34.94	28.38s	29.39s
3 LAMOUR DOTTIE	8	34.2m	0.0m (0)	2.4m (0)	2:35.14	28.05s	30.54s
1 ALTA CAMINO	9	39.9m	4.4m (0)	10.2m (0)	2:35.57	28.29s	30.39s

Finish Position and metres gained from 800m





Home of Australian Harness Sectionals

PJ Harness Analyser Daily Raw Data directly to your inbox

NEW All Victorian Racing added as of 17 January 2022

www.pjdata.com.au
admin@pjdata.com.au
www.facebook.com/PJHarnessRacing



RISE Digital, Harness Racing Australia nor the provider accepts any responsibility for the completeness or accuracy of any of the information contained herein, and makes no representations about its suitability for any particular purpose. Users should make their own judgements about those matters and/or seek independent advice. You assume all risks associated with use of data provided on this page

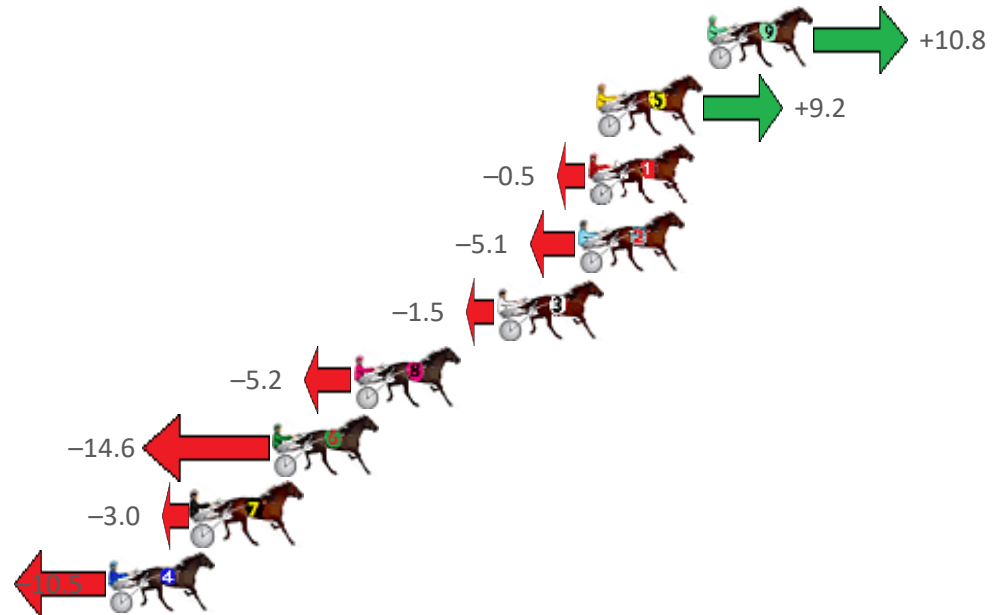
Bunbury Race 5 Distance 2100m

Friday, 7 October 2022

Gross Time: 2:37.70 MileRate: 2:00.90 LeadTime: 38.60s First Qtr: 32.30s Second Qtr: 30.30s Third Qtr: 28.50s Fourth Qtr: 28.00s

No Horse	Plc	Mar	800 Posi	400 Posi	Time	3rd Qtr	4th Qtr
9 SPORT SPORT SPORT	1	0.0m	10.8m (1)	8.6m (2)	2:37.70	28.34s	27.40s
5 CATCH THE RED EYE	2	4.4m	13.6m (2)	4.2m (2)	2:38.02	27.84s	28.01s
1 NORTHERN GAZE	3	4.7m	4.2m (0)	4.2m (0)	2:38.05	28.50s	28.03s
2 MISTER RIDGEWELL	4	5.1m	0.0m (0)	0.0m (0)	2:38.08	28.50s	28.36s
3 LOUIE LEBEAU	5	8.3m	6.8m (1)	6.8m (1)	2:38.31	28.50s	28.10s
8 STARS OF GOLD	6	14.0m	8.8m (0)	9.2m (0)	2:38.73	28.53s	28.33s
6 OUR LOVE AFFAIR	7	17.2m	2.6m (1)	2.6m (1)	2:38.97	28.51s	29.02s
7 GO WIDGIE	8	20.4m	17.4m (0)	19.4m (0)	2:39.20	28.64s	28.07s
4 HOMECOMING QUE	9	23.7m	13.2m (0)	14.4m (0)	2:39.44	28.59s	28.65s

Finish Position and metres gained from 800m





Home of Australian Harness Sectionals

PJ Harness Analyser Daily Raw Data directly to your inbox

NEW All Victorian Racing added as of 17 January 2022

www.pjdata.com.au
admin@pjdata.com.au
www.facebook.com/PJHarnessRacing



RISE Digital, Harness Racing Australia nor the provider accepts any responsibility for the completeness or accuracy of any of the information contained herein, and makes no representations about its suitability for any particular purpose. Users should make their own judgements about those matters and/or seek independent advice. You assume all risks associated with use of data provided on this page

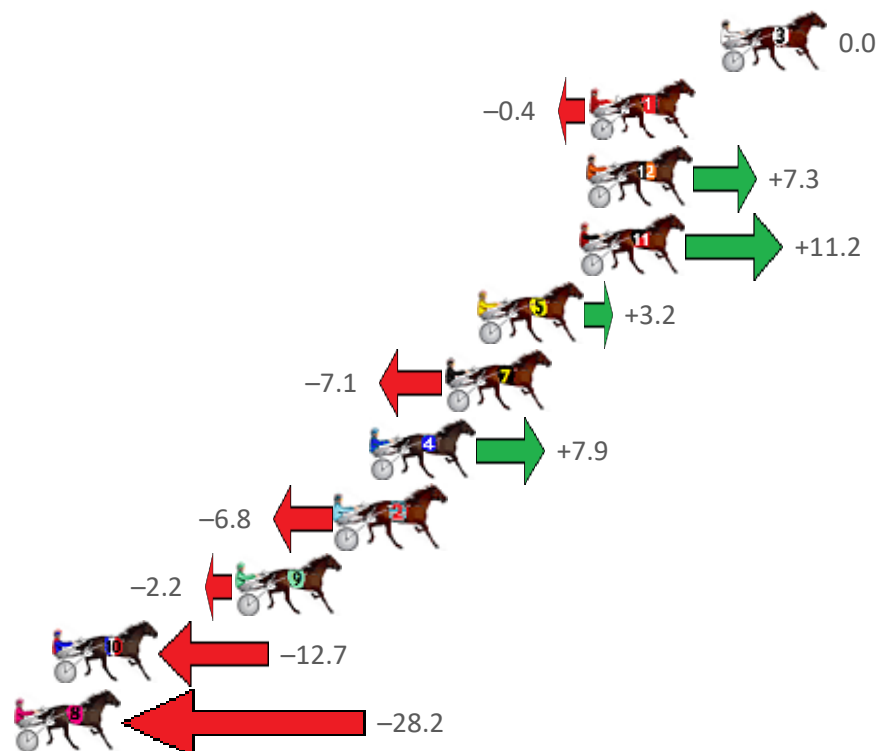
Bunbury Race 6 Distance 2100m

Friday, 7 October 2022

Gross Time: 2:37.70 MileRate: 2:00.80 LeadTime: 36.60s First Qtr: 33.00s Second Qtr: 30.10s Third Qtr: 28.60s Fourth Qtr: 29.40s

No Horse	Plc	Mar	800 Posi	400 Posi	Time	3rd Qtr	4th Qtr
3 ALL AUSSIE MACH	1	0.0m	0.0m (0)	0.0m (0)	2:37.70	28.60s	29.40s
1 JIVING JOLT	2	5.2m	4.8m (0)	4.6m (0)	2:38.10	28.58s	29.44s
12 FRANCO WESTERN	3	5.3m	12.6m (2)	7.0m (2)	2:38.11	28.20s	29.28s
11 SHELLNA	4	5.6m	16.8m (2)	11.4m (2)	2:38.13	28.22s	28.98s
5 CARUBA	5	9.6m	12.8m (1)	12.6m (1)	2:38.44	28.59s	29.18s
7 SHAKIRA BLUE	6	10.9m	3.8m (1)	3.6m (1)	2:38.54	28.58s	29.93s
4 RAGING ROMEO	7	13.9m	21.8m (1)	21.4m (2)	2:38.77	28.58s	28.85s
2 JAMANCO	8	15.2m	8.4m (1)	8.2m (1)	2:38.87	28.58s	29.91s
9 GOV STARZZZ	9	19.2m	17.0m (1)	16.4m (2)	2:39.18	28.55s	29.60s
10 COHLIN	10	26.5m	13.8m (0)	17.6m (1)	2:39.74	28.87s	30.05s
8 THE FREELANCER	11	37.4m	9.2m (0)	15.6m (0)	2:40.58	29.04s	30.99s

Finish Position and metres gained from 800m





Home of Australian Harness Sectionals

PJ Harness Analyser Daily Raw Data directly to your inbox

NEW All Victorian Racing added as of 17 January 2022

www.pjdata.com.au
admin@pjdata.com.au
www.facebook.com/PJHarnessRacing



RISE Digital, Harness Racing Australia nor the provider accepts any responsibility for the completeness or accuracy of any of the information contained herein, and makes no representations about its suitability for any particular purpose. Users should make their own judgements about those matters and/or seek independent advice. You assume all risks associated with use of data provided on this page

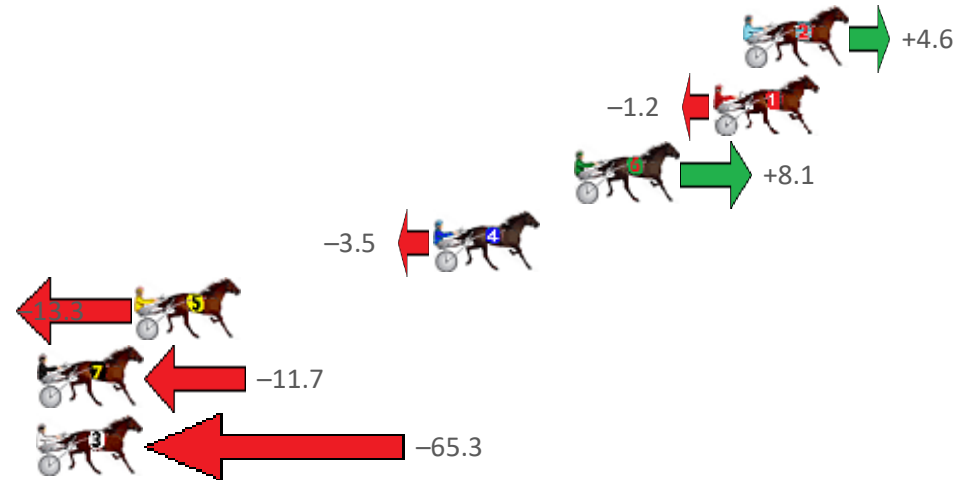
Bunbury Race 7 Distance 2503m

Friday, 7 October 2022

Gross Time: 3:14.30 MileRate: 2:03.90 LeadTime: 75.30s First Qtr: 30.60s Second Qtr: 29.60s Third Qtr: 29.70s Fourth Qtr: 29.10s

No Horse	Plc	Mar	800 Posi	400 Posi	Time	3rd Qtr	4th Qtr
2 MEGA MACH	1	0.0m	4.6m (0)	4.8m (0)	3:14.30	29.71s	28.75s
1 SKIPPYS DELIGHT	2	1.2m	0.0m (0)	0.0m (0)	3:14.39	29.70s	29.19s
6 SILENT REACTION	3	6.7m	14.8m (1)	11.8m (3)	3:14.81	29.48s	28.73s
4 BATAVIA BLACKHOLE	4	12.3m	8.8m (0)	10.0m (0)	3:15.24	29.79s	29.27s
5 BETTOR MY DREAMZ	5	24.1m	10.8m (1)	9.6m (2)	3:16.14	29.62s	30.15s
7 GOLD HORSESHOE	6	30.5m	18.8m (1)	17.0m (3)	3:16.63	29.58s	30.08s
3 EL JESSIE	7	71.5m	6.2m (1)	12.0m (1)	3:19.76	30.17s	33.40s

Finish Position and metres gained from 800m





Home of Australian Harness Sectionals

PJ Harness Analyser Daily Raw Data directly to your inbox

NEW All Victorian Racing added as of 17 January 2022

www.pjdata.com.au
admin@pjdata.com.au
www.facebook.com/PJHarnessRacing



RISE Digital, Harness Racing Australia nor the provider accepts any responsibility for the completeness or accuracy of any of the information contained herein, and makes no representations about its suitability for any particular purpose. Users should make their own judgements about those matters and/or seek independent advice. You assume all risks associated with use of data provided on this page