

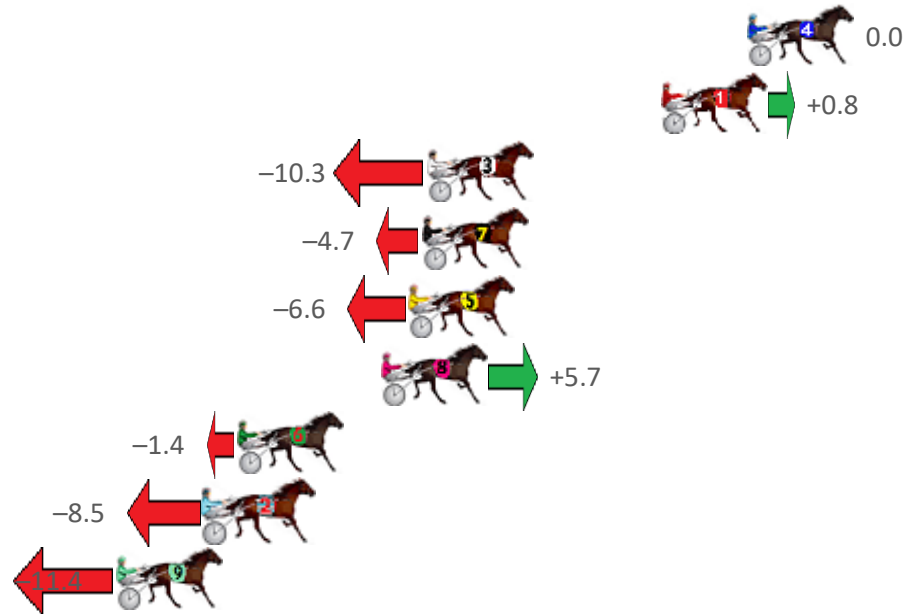
Central Wheatbelt Race 1 Distance 1730m

Sunday, 9 October 2022

Gross Time: 2:08.60 MileRate: 1:59.60 LeadTime: 8.70s First Qtr: 31.10s Second Qtr: 29.30s Third Qtr: 30.10s Fourth Qtr: 29.40s

NoHorse	Plc	Mar	800 Posi	400 Posi	Time	3rd Qtr	4th Qtr
4 ELLUCIFER	1	0.0m	0.0m (0)	0.0m (0)	2:08.60	30.10s	29.40s
1 SANFORD BART	2	3.4m	4.2m (0)	4.6m (0)	2:08.86	30.13s	29.31s
3 ALEXANDRA THEGRE	3	12.7m	2.4m (1)	4.2m (1)	2:09.58	30.24s	30.02s
7 TORREVEAN PINKY	4	12.9m	8.2m (0)	13.0m (1)	2:09.59	30.45s	29.39s
5 SPUDMEISTER	5	13.4m	6.8m (1)	8.8m (1)	2:09.63	30.25s	29.74s
8 TWOHEARTONEDIA	6	14.5m	20.2m (0)	22.8m (0)	2:09.72	30.29s	28.79s
6 ARKAMARA STAR	7	20.2m	18.8m (1)	20.8m (2)	2:10.16	30.25s	29.36s
2 ON GOLDEN ROAD	8	21.5m	13.0m (0)	16.2m (0)	2:10.26	30.34s	29.79s
9 BARTLETT	9	25.0m	13.6m (1)	18.6m (1)	2:10.53	30.48s	29.87s

Finish Position and metres gained from 800m



Home of Australian Harness Sectionals

PJ Harness Analyser Daily Raw Data directly to your inbox

NEW All Victorian Racing added as of 17 January 2022

www.pjdata.com.au admin@pjdata.com.au www.facebook.com/PJHarnessRacing

RISE Digital, Harness Racing Australia nor the provider accepts any responsibility for the completeness or accuracy of any of the information contained herein, and makes no representations about its suitability for any particular purpose. Users should make their own judgements about those matters and/or seek independent advice. You assume all risks associated with use of data provided on this page

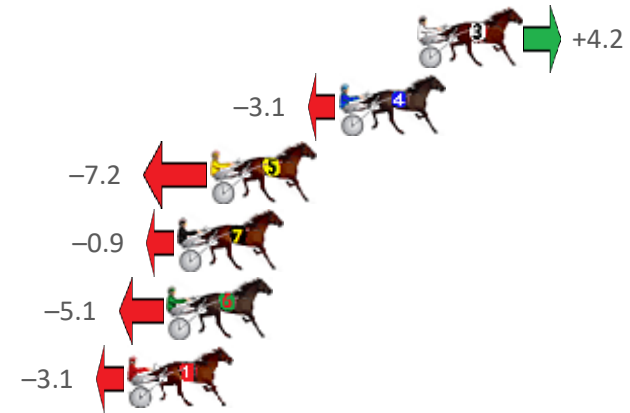
Central Wheatbelt Race 2 Distance 2130m

Sunday, 9 October 2022

Gross Time: 2:46.20 MileRate: 2:05.60 LeadTime: 40.80s First Qtr: 35.30s Second Qtr: 31.40s Third Qtr: 31.00s Fourth Qtr: 27.70s

NoHorse	Plc	Mar	800 Posi	400 Posi	Time	3rd Qtr	4th Qtr
3 YA BETTOR FOLLOW	1	0.0m	4.2m (0)	4.2m (0)	2:46.20	30.98s	27.41s
4 FOUR STARZZZ HAW	2	3.1m	0.0m (0)	0.0m (0)	2:46.43	31.01s	27.91s
5 ALTA EGO	3	8.2m	1.0m (1)	1.6m (1)	2:46.80	31.07s	28.15s
7 DREAM WALKER	4	9.5m	8.6m (1)	11.0m (1)	2:46.89	31.17s	27.60s
6 FIRST REUNION	5	9.9m	4.8m (1)	6.6m (1)	2:46.92	31.14s	27.93s
1 MAXIMUM CHARGE	6	11.5m	8.4m (0)	8.4m (0)	2:47.04	31.01s	27.91s

Finish Position and metres gained from 800m





Home of Australian Harness Sectionals

PJ Harness Analyser Daily Raw Data directly to your inbox

All Victorian Racing added as of 17 January 2022

www.pjdata.com.au
admin@pjdata.com.au
www.facebook.com/PJHarnessRacing



RISE Digital, Harness Racing Australia nor the provider accepts any responsibility for the completeness or accuracy of any of the information contained herein, and makes no representations about its suitability for any particular purpose. Users should make their own judgements about those matters and/or seek independent advice. You assume all risks associated with use of data provided on this page


Central Wheatbelt Race 3 Distance 2130m

Sunday, 9 October 2022

Gross Time: 2:41.80 MileRate: 2:02.20 LeadTime: 40.10s First Qtr: 33.10s Second Qtr: 29.30s Third Qtr: 30.40s Fourth Qtr: 28.90s

NoHorse	Plc	Mar	800 Posi	400 Posi	Time	3rd Qtr	4th Qtr
1 KING MEMPHIS	1	0.0m	0.0m (0)	0.0m (0)	2:41.80	30.40s	28.90s
2 MARY JOE	2	3.9m	3.0m (1)	3.0m (1)	2:42.10	30.40s	28.96s
5 BATAVIA STREAMLIN	3	4.1m	15.2m (2)	3.4m (2)	2:42.11	29.53s	28.95s
7 BATAVIA PLAYBOY	4	4.1m	4.6m (0)	5.0m (0)	2:42.11	30.43s	28.84s
8 BATAVIA REACTOR	5	5.0m	8.8m (0)	9.0m (0)	2:42.18	30.41s	28.61s
3 TROIS FONTAINE	6	5.1m	7.4m (1)	7.2m (1)	2:42.19	30.38s	28.75s
10 SANFORD TILLY	7	8.0m	15.2m (1)	7.8m (2)	2:42.41	29.85s	28.91s
4 HOW GOUDA SHE	8	9.9m	11.2m (1)	12.2m (1)	2:42.55	30.47s	28.73s
9 STRIDE LIKE A STAR	9	11.4m	13.6m (0)	15.0m (0)	2:42.66	30.50s	28.64s
6 WATCH THE STARS	10	15.3m	18.2m (0)	22.0m (1)	2:42.96	30.67s	28.42s

Finish Position and metres gained from 800m



Home of Australian Harness Sectionals
 PJ Harness Analyser Daily Raw Data directly to your inbox

NEW All Victorian Racing added as of 17 January 2022

www.pjdata.com.au
 admin@pjdata.com.au
 www.facebook.com/PJHarnessRacing

RISE Digital, Harness Racing Australia nor the provider accepts any responsibility for the completeness or accuracy of any of the information contained herein, and makes no representations about its suitability for any particular purpose. Users should make their own judgements about those matters and/or seek independent advice. You assume all risks associated with use of data provided on this page

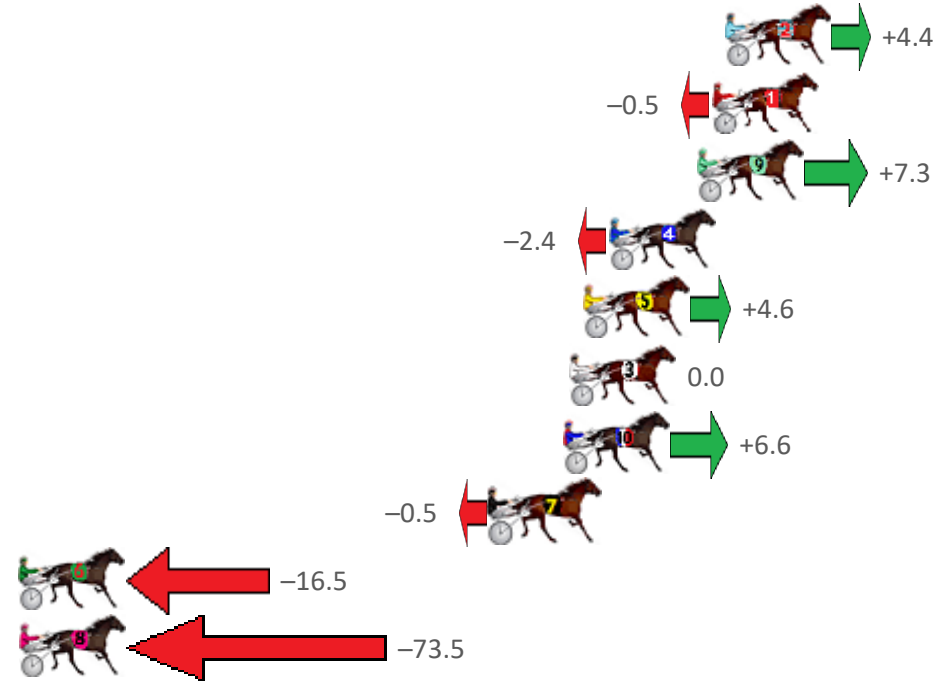
Central Wheatbelt Race 4 Distance 2130m

Sunday, 9 October 2022

Gross Time: 2:42.70 MileRate: 2:02.90 LeadTime: 39.80s First Qtr: 33.00s Second Qtr: 30.10s Third Qtr: 30.70s Fourth Qtr: 29.10s

NoHorse	Plc	Mar	800 Posi	400 Posi	Time	3rd Qtr	4th Qtr
2 VELVET SHADOW	1	0.0m	4.4m (0)	4.4m (0)	2:42.70	30.69s	28.78s
1 BETTOR LOOK	2	0.5m	0.0m (0)	0.4m (0)	2:42.74	30.73s	29.11s
9 CHASING COOPER	3	1.1m	8.4m (2)	0.0m (2)	2:42.78	30.08s	29.18s
4 SAVE THIS DANCE	4	4.6m	2.2m (1)	0.0m (1)	2:43.05	30.55s	29.43s
5 CAPRICORN JOE	5	5.6m	10.2m (1)	9.6m (1)	2:43.13	30.65s	28.81s
3 PEEPING TOM	6	6.2m	6.2m (1)	5.2m (1)	2:43.17	30.63s	29.17s
10 HI TOMMY	7	6.4m	13.0m (0)	15.0m (0)	2:43.19	30.83s	28.48s
7 DUNAMIS	8	9.3m	8.8m (0)	10.2m (0)	2:43.41	30.80s	29.03s
6 STEPPING WOLF	9	31.1m	14.6m (2)	9.0m (2)	2:45.07	30.33s	30.70s
8 FIVE STAR KEVIN	10	158.5m	85.0m (0)	120.0m (0)	2:54.80	33.38s	31.89s

Finish Position and metres gained from 800m



Home of Australian Harness Sectionals
 PJ Harness Analyser Daily Raw Data directly to your inbox

All Victorian Racing added as of 17 January 2022

www.pjdata.com.au admin@pjdata.com.au www.facebook.com/PJHarnessRacing

RISE Digital, Harness Racing Australia nor the provider accepts any responsibility for the completeness or accuracy of any of the information contained herein, and makes no representations about its suitability for any particular purpose. Users should make their own judgements about those matters and/or seek independent advice. You assume all risks associated with use of data provided on this page

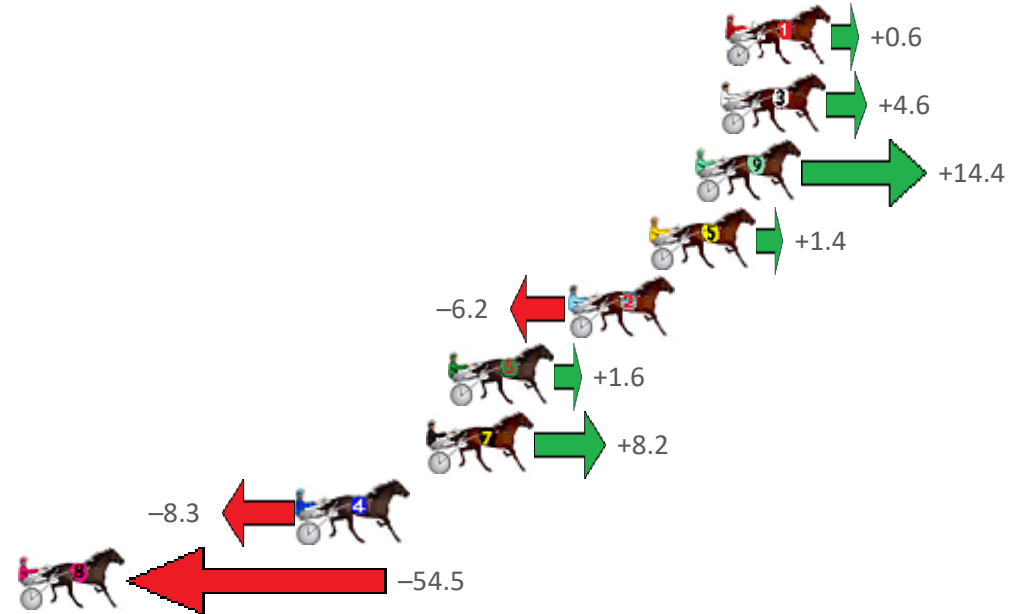
Central Wheatbelt Race 5 Distance 2100m

Sunday, 9 October 2022

Gross Time: 2:42.60 MileRate: 2:04.00 LeadTime: 42.20s First Qtr: 32.50s Second Qtr: 29.30s Third Qtr: 30.40s Fourth Qtr: 28.20s

NoHorse	Plc	Mar	800 Posi	400 Posi	Time	3rd Qtr	4th Qtr
1 LETS ROCK TONIGHT	1	0.0m	0.6m (0)	0.2m (0)	2:42.60	30.37s	28.19s
3 CELEBRITY CHEF	2	0.2m	4.8m (0)	4.6m (0)	2:42.61	30.37s	27.89s
9 BREWERY LANE	3	1.2m	15.6m (1)	8.2m (1)	2:42.69	29.84s	27.71s
5 CRACKA TINNY	4	3.0m	4.4m (1)	4.0m (1)	2:42.82	30.37s	28.13s
2 SWEETDREAM TRUN	5	6.2m	0.0m (1)	0.0m (1)	2:43.06	30.42s	28.63s
6 SOHO CASH	6	11.0m	12.6m (0)	12.6m (0)	2:43.42	30.40s	28.09s
7 ARK OF ROCK	7	11.8m	20.0m (1)	12.2m (1)	2:43.47	29.83s	28.17s
4 HARD TO FORGET	8	16.9m	8.6m (0)	8.6m (0)	2:43.85	30.42s	28.78s
8 SPORTS CENTRAL	9	92.5m	38.0m (0)	55.0m (0)	2:49.45	31.74s	30.83s

Finish Position and metres gained from 800m



Home of Australian Harness Sectionals
 PJ Harness Analyser Daily Raw Data directly to your inbox

NEW All Victorian Racing added as of 17 January 2022

www.pjdata.com.au
 admin@pjdata.com.au
 www.facebook.com/PJHarnessRacing

RISE Digital, Harness Racing Australia nor the provider accepts any responsibility for the completeness or accuracy of any of the information contained herein, and makes no representations about its suitability for any particular purpose. Users should make their own judgements about those matters and/or seek independent advice. You assume all risks associated with use of data provided on this page

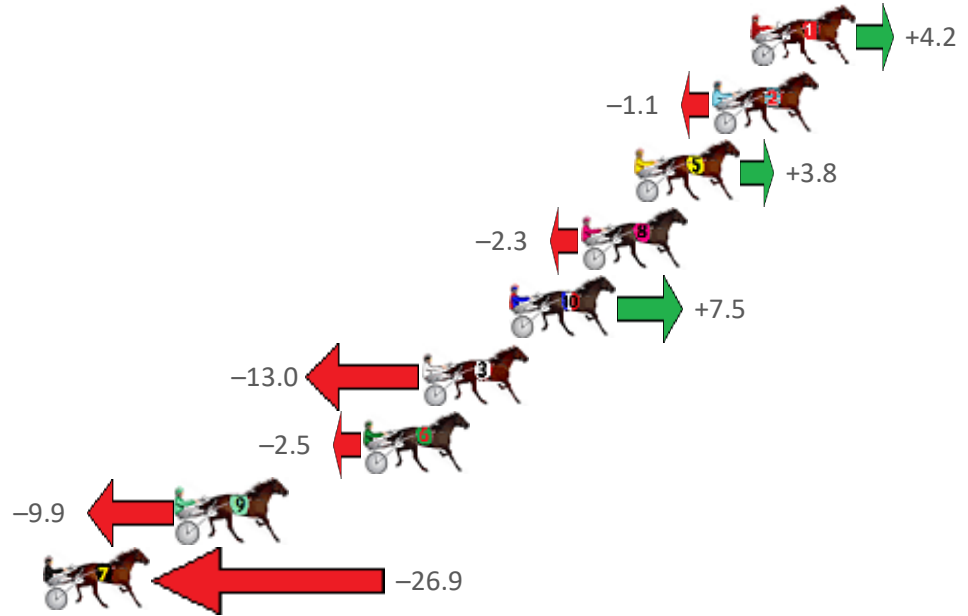
Central Wheatbelt Race 6 Distance 2130m

Sunday, 9 October 2022

Gross Time: 2:38.70 MileRate: 1:59.90 LeadTime: 38.10s First Qtr: 32.50s Second Qtr: 29.20s Third Qtr: 29.90s Fourth Qtr: 29.00s

NoHorse	Plc	Mar	800 Posi	400 Posi	Time	3rd Qtr	4th Qtr
1 TUX AND TAILS	1	0.0m	4.2m (0)	4.0m (0)	2:38.70	29.88s	28.71s
2 SIMPLY SHAZ	2	1.5m	0.4m (1)	0.0m (1)	2:38.81	29.87s	29.11s
5 KRAKKA LIGHTNING	3	4.6m	8.4m (1)	8.4m (1)	2:39.05	29.90s	28.73s
8 HIGHLY FLAMMABLE	4	6.7m	4.4m (1)	4.0m (1)	2:39.21	29.87s	29.19s
10 GORDON	5	9.5m	17.0m (0)	17.6m (1)	2:39.42	29.93s	28.42s
3 TEVARICH	6	13.0m	0.0m (0)	0.0m (0)	2:39.69	29.91s	29.94s
6 IMPRESSIVE SIGNS	7	15.3m	12.8m (1)	13.0m (1)	2:39.86	29.92s	29.17s
9 MANOFTHEPEOPLE	8	22.7m	12.8m (0)	13.0m (0)	2:40.43	29.93s	29.70s
7 WATTABOUT RIOLI	9	35.1m	8.2m (0)	8.2m (0)	2:41.37	29.93s	30.94s

Finish Position and metres gained from 800m



Home of Australian Harness Sectionals

PJ Harness Analyser Daily Raw Data directly to your inbox

NEW All Victorian Racing added as of 17 January 2022

www.pjdata.com.au
 admin@pjdata.com.au
 www.facebook.com/PJHarnessRacing

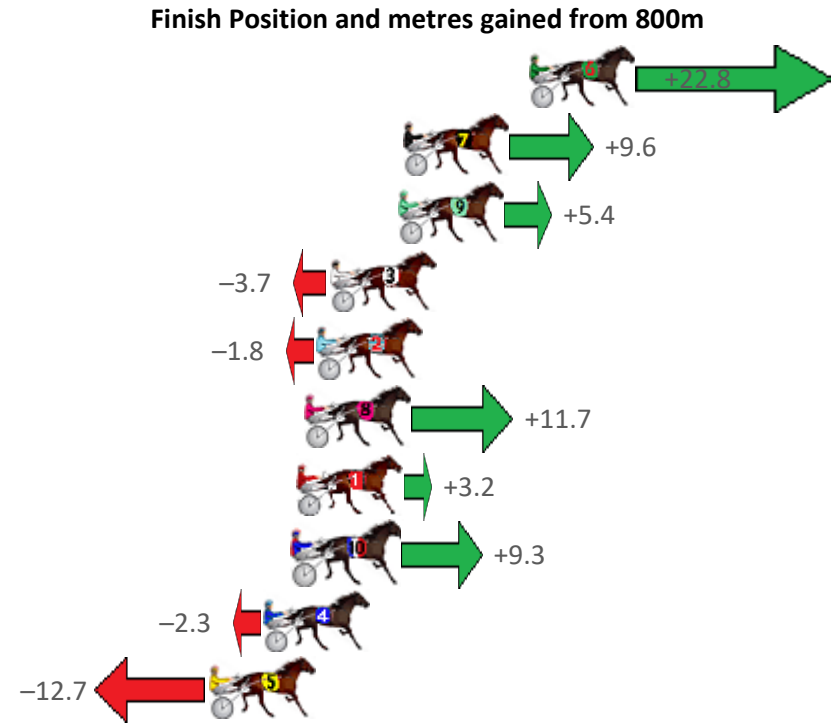
RISE Digital, Harness Racing Australia nor the provider accepts any responsibility for the completeness or accuracy of any of the information contained herein, and makes no representations about its suitability for any particular purpose. Users should make their own judgements about those matters and/or seek independent advice. You assume all risks associated with use of data provided on this page

Central Wheatbelt Race 7 Distance 1730m

Sunday, 9 October 2022

Gross Time: 2:08.20 MileRate: 1:59.20 LeadTime: 8.30s First Qtr: 29.60s Second Qtr: 29.50s Third Qtr: 31.00s Fourth Qtr: 29.80s

NoHorse	Plc	Mar	800 Posi	400 Posi	Time	3rd Qtr	4th Qtr
6 SLEEK AND SWEET	1	0.0m	22.8m (1)	13.2m (2)	2:08.20	30.25s	28.82s
7 MADDY MADDY	2	5.0m	14.6m (1)	6.0m (3)	2:08.59	30.35s	29.73s
9 ADMIRAL DARCY	3	5.2m	10.6m (1)	6.2m (2)	2:08.61	30.67s	29.73s
3 STAR OF THE BAY	4	7.9m	4.2m (0)	4.0m (0)	2:08.82	30.99s	30.09s
2 SWANBOURNE SPUN	5	8.4m	6.6m (1)	2.8m (1)	2:08.86	30.72s	30.21s
8 GIRLFROMDANDALU	6	8.9m	20.6m (0)	17.4m (0)	2:08.89	30.75s	29.17s
1 CYBER STORM	7	9.2m	12.4m (0)	12.4m (0)	2:08.92	31.00s	29.56s
10 ADDA PARIS	8	9.3m	18.6m (1)	11.8m (1)	2:08.93	30.48s	29.61s
4 SECOND AMENDME	9	10.5m	8.2m (0)	8.2m (0)	2:09.02	31.00s	29.97s
5 TENACIOUS GEORGE	10	12.7m	0.0m (0)	0.0m (0)	2:09.19	31.02s	30.74s



Home of Australian Harness Sectionals
 PJ Harness Analyser Daily Raw Data directly to your inbox

NEW All Victorian Racing added as of 17 January 2022

www.pjdata.com.au admin@pjdata.com.au www.facebook.com/PJHarnessRacing

RISE Digital, Harness Racing Australia nor the provider accepts any responsibility for the completeness or accuracy of any of the information contained herein, and makes no representations about its suitability for any particular purpose. Users should make their own judgements about those matters and/or seek independent advice. You assume all risks associated with use of data provided on this page

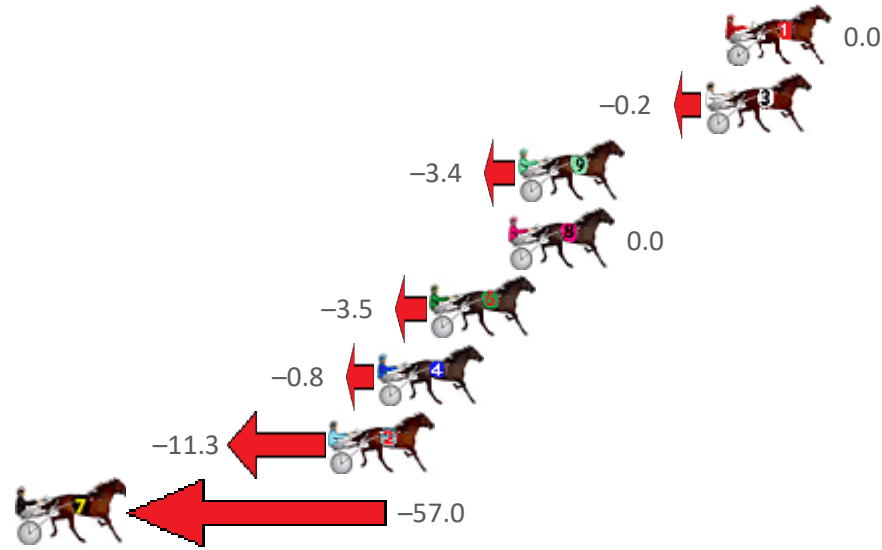
Central Wheatbelt Race 8 Distance 1730m

Sunday, 9 October 2022

Gross Time: 2:11.30 MileRate: 2:02.10 LeadTime: 8.70s First Qtr: 32.30s Second Qtr: 31.40s Third Qtr: 30.30s Fourth Qtr: 28.60s

NoHorse	Plc	Mar	800 Posi	400 Posi	Time	3rd Qtr	4th Qtr
1 GOODEALEHMADDIE	1	0.0m	0.0m (0)	0.0m (0)	2:11.30	30.30s	28.60s
3 MUMMAS LITTLE ST	2	0.8m	0.6m (1)	2.8m (1)	2:11.36	30.46s	28.46s
9 HOT CINDER	3	8.2m	4.8m (1)	7.0m (1)	2:11.92	30.46s	28.69s
8 ROSCOS RESCUE	4	8.6m	8.6m (0)	12.8m (0)	2:11.95	30.60s	28.30s
6 GLADYS GUGMAN	5	11.7m	8.2m (2)	5.8m (2)	2:12.18	30.14s	29.02s
4 ROSE TO FAME	6	13.8m	13.0m (0)	19.4m (0)	2:12.34	30.76s	28.20s
2 BATAVIA JANE	7	15.7m	4.4m (0)	6.4m (0)	2:12.48	30.47s	29.26s
7 BATAVIA DREAMER	8	97.0m	40.0m (0)	65.0m (0)	2:18.58	32.20s	30.88s

Finish Position and metres gained from 800m





Home of Australian Harness Sectionals

PJ Harness Analyser Daily Raw Data directly to your inbox

NEW All Victorian Racing added as of 17 January 2022

www.pjdata.com.au admin@pjdata.com.au www.facebook.com/PJHarnessRacing



RISE Digital, Harness Racing Australia nor the provider accepts any responsibility for the completeness or accuracy of any of the information contained herein, and makes no representations about its suitability for any particular purpose. Users should make their own judgements about those matters and/or seek independent advice. You assume all risks associated with use of data provided on this page