

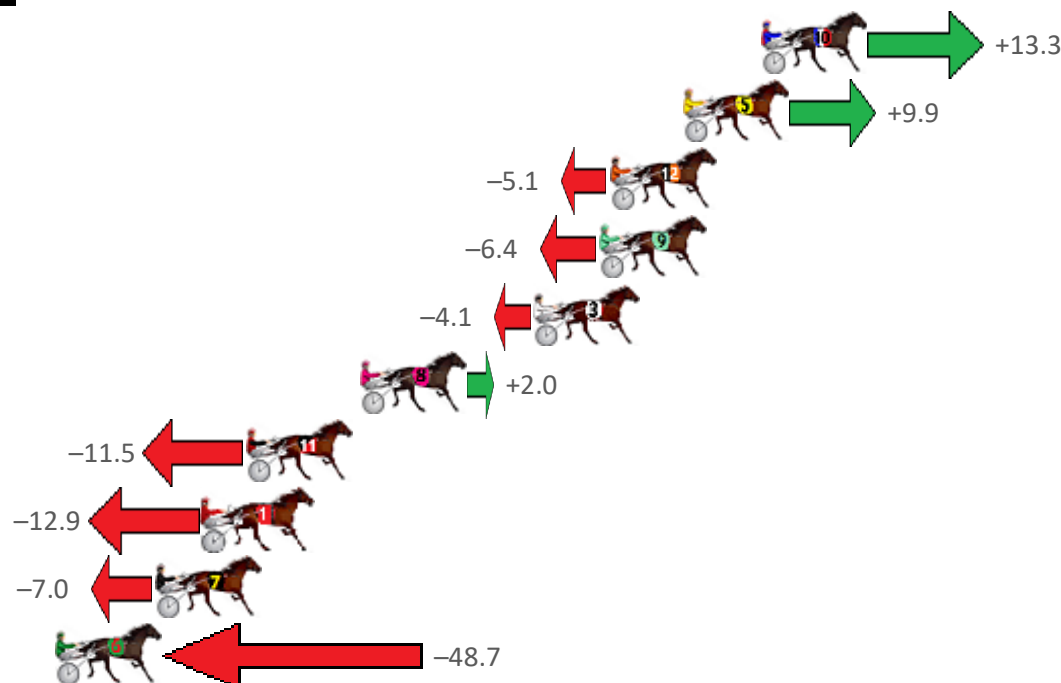
Gloucester Park Race 1 Distance 2130m

Friday, 7 October 2022

Gross Time: 2:33.80 MileRate: 1:56.20 LeadTime: 35.10s First Qtr: 31.90s Second Qtr: 29.70s Third Qtr: 27.90s Fourth Qtr: 29.20s

NoHorse	Plc	Mar	800 Posi	400 Posi	Time	3rd Qtr	4th Qtr
10 IM THEMIGHTYLUCY	1	0.0m	13.3m (0)	15.8m (1)	2:33.80	28.10s	28.08s
5 LITTLE DARLING	2	3.1m	13.0m (1)	13.0m (2)	2:34.04	27.92s	28.51s
12 SOVRANA	3	6.0m	0.9m (1)	2.9m (1)	2:34.26	28.04s	29.46s
9 WONDERFUL TO FLY	4	6.4m	0.0m (0)	0.0m (0)	2:34.29	27.90s	29.69s
3 ACHARNE GIRL	5	9.0m	4.9m (1)	6.8m (1)	2:34.49	28.04s	29.41s
8 TAKING THE MIKI	6	15.9m	17.9m (0)	18.9m (2)	2:35.02	28.00s	29.07s
11 EXTRAORDINARY MA	7	20.4m	8.9m (1)	11.6m (1)	2:35.36	28.10s	29.94s
1 TOO BEE WATCHING	8	22.1m	9.2m (0)	13.0m (0)	2:35.49	28.18s	29.97s
7 MISS ALLEGRA	9	24.0m	17.0m (1)	18.7m (3)	2:35.64	28.05s	29.71s
6 MONTANA GLORY	10	52.7m	4.0m (0)	8.7m (0)	2:37.84	28.24s	32.62s

Finish Position and metres gained from 800m





Home of Australian Harness Sectionals

PJ Harness Analyser Daily Raw Data directly to your inbox

NEW All Victorian Racing added as of 17 January 2022

www.pjdata.com.au
admin@pjdata.com.au
www.facebook.com/PJHarnessRacing



RISE Digital, Harness Racing Australia nor the provider accepts any responsibility for the completeness or accuracy of any of the information contained herein, and makes no representations about its suitability for any particular purpose. Users should make their own judgements about those matters and/or seek independent advice. You assume all risks associated with use of data provided on this page


Gloucester Park Race 2 Distance 2130m

Friday, 7 October 2022

Gross Time: 2:35.30 MileRate: 1:57.40 LeadTime: 36.70s First Qtr: 31.20s Second Qtr: 30.20s Third Qtr: 27.90s Fourth Qtr: 29.30s

No Horse	Plc	Mar	800 Posi	400 Posi	Time	3rd Qtr	4th Qtr
1 VIVERE DAMORE	1	0.0m	0.0m (0)	0.0m (0)	2:35.30	27.90s	29.30s
11 PLATINUM SPARKLE	2	2.3m	7.2m (1)	4.8m (2)	2:35.48	27.74s	29.13s
9 BETTOR GET IT ON	3	3.9m	11.3m (2)	10.5m (2)	2:35.60	27.86s	28.86s
10 PUREST SILK	4	5.7m	4.6m (0)	5.6m (0)	2:35.74	27.98s	29.34s
5 MY PRAYER	5	7.2m	11.8m (1)	10.2m (1)	2:35.85	27.80s	29.13s
7 FIFTY FIVE REBORN	6	9.2m	14.4m (0)	15.5m (0)	2:36.01	28.00s	28.91s
8 MISS LIMELIGHT	7	11.3m	18.8m (0)	19.4m (0)	2:36.17	27.98s	28.79s
4 LIBBA RACY	8	11.7m	8.9m (0)	11.0m (0)	2:36.20	28.06s	29.42s
2 AMERICAN ARMA	9	14.4m	2.9m (1)	1.7m (1)	2:36.41	27.82s	30.28s
3 SUING YOU	10	15.9m	16.2m (1)	16.6m (1)	2:36.52	27.96s	29.34s

Finish Position and metres gained from 800m





Home of Australian Harness Sectionals

PJ Harness Analyser Daily Raw Data directly to your inbox

NEW All Victorian Racing added as of 17 January 2022

www.pjdata.com.au
admin@pjdata.com.au
www.facebook.com/PJHarnessRacing



RISE Digital, Harness Racing Australia nor the provider accepts any responsibility for the completeness or accuracy of any of the information contained herein, and makes no representations about its suitability for any particular purpose. Users should make their own judgements about those matters and/or seek independent advice. You assume all risks associated with use of data provided on this page

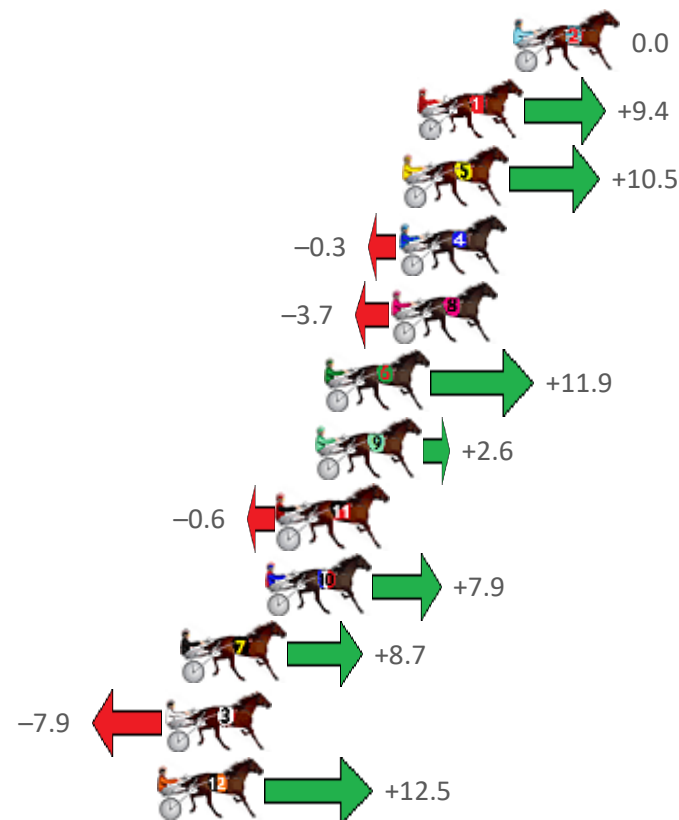
Gloucester Park Race 3 Distance 2130m

Friday, 7 October 2022

Gross Time: 2:35.80 MileRate: 1:57.70 LeadTime: 37.40s First Qtr: 30.10s Second Qtr: 30.30s Third Qtr: 28.70s Fourth Qtr: 29.30s

No Horse	Plc	Mar	800 Posi	400 Posi	Time	3rd Qtr	4th Qtr
2 THE CODE BREAKER	1	0.0m	0.0m (0)	0.0m (0)	2:35.80	28.70s	29.30s
1 PONTEVIVO	2	3.8m	13.2m (0)	13.4m (1)	2:36.09	28.72s	28.63s
5 ROKORICO	3	4.4m	14.9m (1)	9.5m (2)	2:36.14	28.32s	28.95s
4 FIREROCKFIREROLL	4	4.5m	4.2m (0)	5.3m (0)	2:36.15	28.78s	29.27s
8 STRAUNY	5	4.8m	1.1m (1)	2.0m (1)	2:36.17	28.76s	29.53s
6 ROCKSTAR REBEL	6	7.5m	19.4m (1)	13.4m (2)	2:36.38	28.28s	28.91s
9 HILLVIEW BONDI	7	7.8m	10.4m (1)	5.3m (2)	2:36.40	28.34s	29.52s
11 ADDA SOMETHING	8	9.3m	8.7m (0)	9.2m (0)	2:36.51	28.74s	29.35s
10 BALTIC ACE	9	9.8m	17.7m (0)	14.7m (0)	2:36.55	28.50s	28.99s
7 ILLAWONG MUSTAN	10	13.2m	21.9m (0)	19.4m (0)	2:36.81	28.54s	28.91s
3 ROCKMENOW	11	13.8m	5.9m (1)	9.2m (1)	2:36.86	28.94s	29.70s
12 SPY MAJOR	12	14.1m	26.6m (0)	24.4m (0)	2:36.88	28.56s	28.62s

Finish Position and metres gained from 800m





Home of Australian Harness Sectionals

PJ Harness Analyser Daily Raw Data directly to your inbox

NEW All Victorian Racing added as of 17 January 2022

www.pjdata.com.au
admin@pjdata.com.au
www.facebook.com/PJHarnessRacing



RISE Digital, Harness Racing Australia nor the provider accepts any responsibility for the completeness or accuracy of any of the information contained herein, and makes no representations about its suitability for any particular purpose. Users should make their own judgements about those matters and/or seek independent advice. You assume all risks associated with use of data provided on this page

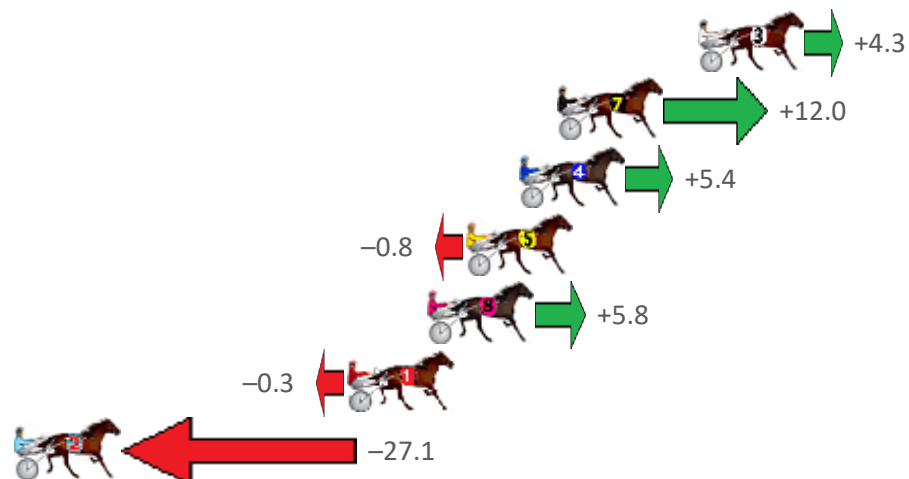
Gloucester Park Race 4 Distance 2130m

Friday, 7 October 2022

Gross Time: 2:35.40 MileRate: 1:57.40 LeadTime: 37.00s First Qtr: 30.20s Second Qtr: 29.70s Third Qtr: 30.20s Fourth Qtr: 28.30s

No Horse	Plc	Mar	800 Posi	400 Posi	Time	3rd Qtr	4th Qtr
3 FINVARRA	1	0.0m	4.3m (0)	0.3m (1)	2:35.40	29.90s	28.28s
7 KNOW WHEN TO RU	2	5.6m	17.6m (0)	11.9m (1)	2:35.82	29.76s	27.85s
4 EZANA	3	7.1m	12.5m (1)	3.4m (2)	2:35.93	29.52s	28.58s
5 DOMINUS FACTUM	4	9.2m	8.4m (0)	5.0m (0)	2:36.08	29.94s	28.62s
8 MARKHAM EYRE	5	10.7m	16.5m (1)	6.6m (1)	2:36.20	29.46s	28.61s
1 CORDERO	6	13.9m	13.6m (0)	9.6m (0)	2:36.43	29.90s	28.63s
2 ALWAYS FAST	7	27.1m	0.0m (0)	0.0m (0)	2:37.41	30.20s	30.32s

Finish Position and metres gained from 800m





Home of Australian Harness Sectionals

PJ Harness Analyser Daily Raw Data directly to your inbox

NEW All Victorian Racing added as of 17 January 2022

www.pjdata.com.au
admin@pjdata.com.au
www.facebook.com/PJHarnessRacing



RISE Digital, Harness Racing Australia nor the provider accepts any responsibility for the completeness or accuracy of any of the information contained herein, and makes no representations about its suitability for any particular purpose. Users should make their own judgements about those matters and/or seek independent advice. You assume all risks associated with use of data provided on this page


Gloucester Park Race 5 Distance 1730m

Friday, 7 October 2022

Gross Time: 2:01.70 MileRate: 1:53.20 LeadTime: 7.60s First Qtr: 29.30s Second Qtr: 29.40s Third Qtr: 28.10s Fourth Qtr: 27.30s

NoHorse	Plc	Mar	800 Posi	400 Posi	Time	3rd Qtr	4th Qtr
1 MAGNIFICENT STOR	1	0.0m	0.0m (0)	0.0m (0)	2:01.70	28.10s	27.30s
10 GAMBIT	2	3.8m	4.0m (0)	4.1m (0)	2:01.97	28.10s	27.29s
4 LAVRA JOE	3	6.4m	0.3m (1)	1.5m (1)	2:02.16	28.18s	27.66s
3 JUMPINGJACKMAC	4	9.3m	4.3m (1)	5.6m (1)	2:02.37	28.18s	27.59s
2 WILL I ROCKNROLL	5	10.0m	8.9m (0)	9.3m (0)	2:02.42	28.12s	27.38s
5 MINSTREL	6	10.4m	8.9m (1)	9.6m (1)	2:02.45	28.14s	27.39s
9 HURRICANE HARLEY	7	14.8m	12.9m (1)	13.4m (1)	2:02.76	28.12s	27.44s
6 WITHOUTHETUH	8	15.5m	13.2m (0)	13.7m (0)	2:02.81	28.12s	27.47s
8 MIRACLE MOOSE	9	20.1m	17.5m (0)	18.0m (1)	2:03.14	28.12s	27.50s

Finish Position and metres gained from 800m





Home of Australian Harness Sectionals

PJ Harness Analyser Daily Raw Data directly to your inbox

NEW All Victorian Racing added as of 17 January 2022

www.pjdata.com.au
admin@pjdata.com.au
www.facebook.com/PJHarnessRacing



RISE Digital, Harness Racing Australia nor the provider accepts any responsibility for the completeness or accuracy of any of the information contained herein, and makes no representations about its suitability for any particular purpose. Users should make their own judgements about those matters and/or seek independent advice. You assume all risks associated with use of data provided on this page

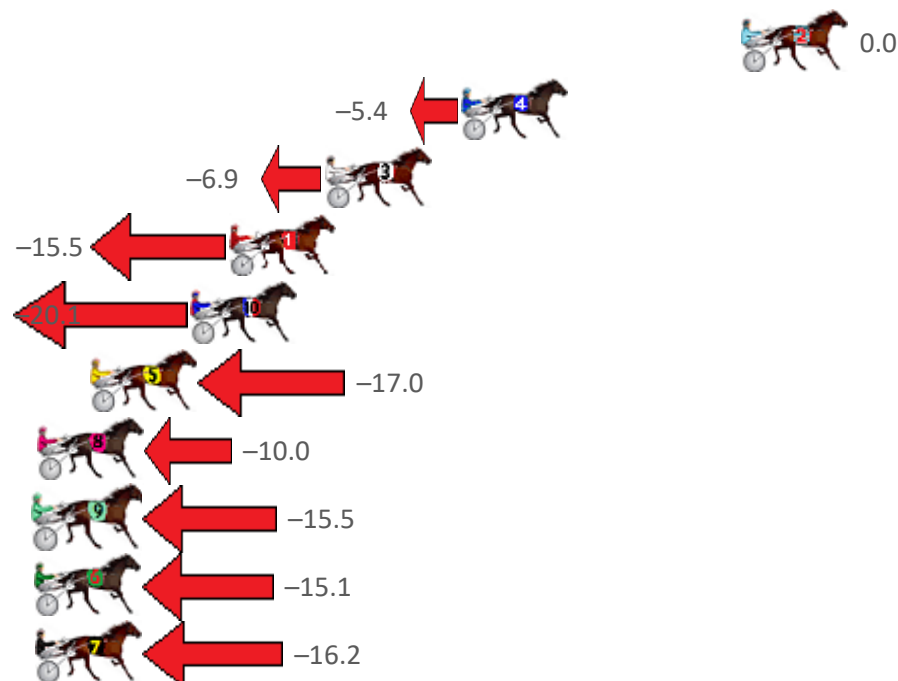
Gloucester Park Race 6 Distance 1730m

Friday, 7 October 2022

Gross Time: 2:04.90 MileRate: 1:56.20 LeadTime: 8.00s First Qtr: 30.60s Second Qtr: 30.30s Third Qtr: 28.40s Fourth Qtr: 27.60s

No Horse	Plc	Mar	800 Posi	400 Posi	Time	3rd Qtr	4th Qtr
2 SOHO FIRESTONE	1	0.0m	0.0m (0)	0.0m (0)	2:04.90	28.40s	27.60s
4 FESS UP	2	11.1m	5.7m (1)	7.5m (1)	2:05.71	28.52s	27.88s
3 DOURADO	3	16.5m	9.6m (1)	11.2m (1)	2:06.10	28.50s	28.02s
1 ELWADDELL	4	20.3m	4.8m (0)	6.0m (0)	2:06.37	28.48s	28.65s
10 LUSAKA	5	21.8m	1.7m (1)	2.9m (1)	2:06.48	28.48s	28.98s
5 HEEZ GOOD AS GOL	6	25.8m	8.8m (0)	10.1m (0)	2:06.77	28.48s	28.77s
8 MAGNUS VICTOR	7	27.9m	17.9m (1)	20.4m (1)	2:06.93	28.56s	28.20s
9 LUKES MISTAKE	8	28.5m	13.0m (0)	15.0m (0)	2:06.97	28.52s	28.63s
6 MAJOR OVERS	9	28.7m	13.6m (1)	16.4m (1)	2:06.98	28.58s	28.54s
7 QUIGGLEY	10	33.2m	17.0m (0)	19.3m (0)	2:07.31	28.54s	28.67s

Finish Position and metres gained from 800m





Home of Australian Harness Sectionals

PJ Harness Analyser Daily Raw Data directly to your inbox

NEW All Victorian Racing added as of 17 January 2022

www.pjdata.com.au
admin@pjdata.com.au
www.facebook.com/PJHarnessRacing



RISE Digital, Harness Racing Australia nor the provider accepts any responsibility for the completeness or accuracy of any of the information contained herein, and makes no representations about its suitability for any particular purpose. Users should make their own judgements about those matters and/or seek independent advice. You assume all risks associated with use of data provided on this page


Gloucester Park Race 7 Distance 2130m

Friday, 7 October 2022

Gross Time: 2:37.80 MileRate: 1:59.20 LeadTime: 37.50s First Qtr: 32.70s Second Qtr: 31.40s Third Qtr: 28.20s Fourth Qtr: 28.00s

NoHorse	Plc	Mar	800 Posi	400 Posi	Time	3rd Qtr	4th Qtr
7 THE MUSTANG	1	0.0m	0.0m (0)	0.0m (0)	2:37.80	28.20s	28.00s
1 THE KRAKEN	2	4.9m	4.6m (0)	4.0m (0)	2:38.16	28.16s	28.08s
10 DOC HOLLIDAY	3	5.5m	9.1m (0)	8.0m (0)	2:38.20	28.12s	27.84s
3 MASTER PUBLISHER	4	7.0m	7.1m (1)	6.9m (1)	2:38.32	28.18s	28.03s
11 WHATABRO	5	9.5m	13.1m (0)	12.3m (0)	2:38.50	28.14s	27.84s
9 POWER AND GRACE	6	11.5m	20.3m (1)	19.0m (2)	2:38.65	28.10s	27.52s
12 MCARDLES GEM	7	12.1m	17.4m (0)	16.3m (0)	2:38.69	28.12s	27.75s
8 JAMES BUTT	8	15.6m	2.9m (1)	2.9m (1)	2:38.95	28.20s	28.95s
4 CARRERA MACH	9	17.9m	21.7m (0)	20.9m (0)	2:39.12	28.14s	27.86s
2 ROCK ME OVER	10	19.6m	11.7m (1)	13.5m (1)	2:39.24	28.32s	28.50s
6 WOODLEA RAGNAR	11	20.4m	15.7m (1)	17.8m (1)	2:39.30	28.34s	28.26s
5 WHOSWHOINTHEZO	12	21.9m	26.0m (0)	25.2m (0)	2:39.41	28.14s	27.85s

Finish Position and metres gained from 800m





Home of Australian Harness Sectionals

PJ Harness Analyser Daily Raw Data directly to your inbox

NEW All Victorian Racing added as of 17 January 2022

www.pjdata.com.au
admin@pjdata.com.au
www.facebook.com/PJHarnessRacing



RISE Digital, Harness Racing Australia nor the provider accepts any responsibility for the completeness or accuracy of any of the information contained herein, and makes no representations about its suitability for any particular purpose. Users should make their own judgements about those matters and/or seek independent advice. You assume all risks associated with use of data provided on this page

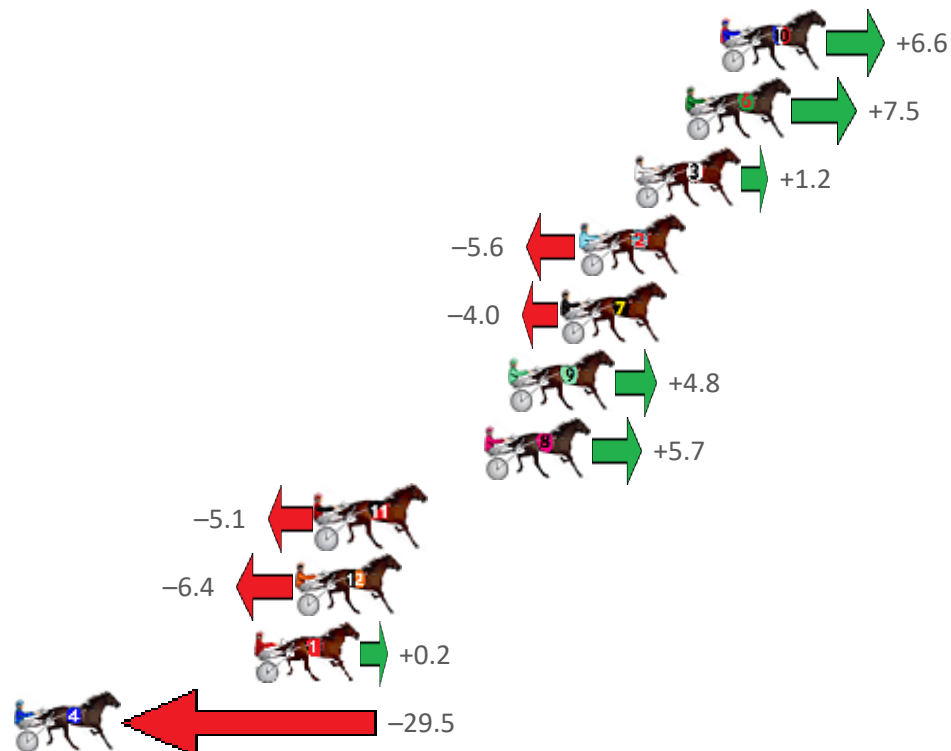
Gloucester Park Race 8 Distance 2503m

Friday, 7 October 2022

Gross Time: 3:12.80 MileRate: 2:03.50 LeadTime: 72.20s First Qtr: 31.40s Second Qtr: 31.50s Third Qtr: 28.00s Fourth Qtr: 29.70s

NoHorse	Plc	Mar	800 Posi	400 Posi	Time	3rd Qtr	4th Qtr
10 AWAITINGINSTRUCTI	1	0.0m	6.6m (1)	5.3m (1)	3:12.80	27.92s	29.32s
6 DEEORSE	2	1.4m	8.9m (0)	11.1m (0)	3:12.91	28.18s	29.01s
3 BREWERY LANE	3	3.4m	4.6m (0)	7.0m (0)	3:13.06	28.18s	29.47s
2 SHEZA BROMAC	4	5.6m	0.0m (0)	1.1m (0)	3:13.24	28.08s	30.06s
7 SPORTS PACKAGE	5	6.3m	2.3m (2)	0.0m (1)	3:13.29	27.84s	30.19s
9 MAJOR MUCHA	6	8.4m	13.2m (0)	15.9m (0)	3:13.45	28.22s	29.22s
8 REBEL WITH A GRIN	7	9.3m	15.0m (1)	10.7m (3)	3:13.52	27.72s	29.66s
11 REGAL SCRIBE	8	16.0m	10.9m (1)	15.3m (1)	3:14.05	28.34s	29.85s
12 GEE SMITH	9	16.8m	10.4m (2)	13.7m (2)	3:14.11	28.26s	30.03s
1 LITTLE BITOF FUN	10	18.5m	18.7m (0)	22.6m (0)	3:14.24	28.32s	29.52s
4 SIPPINONJACK	11	31.5m	2.0m (1)	10.3m (1)	3:15.25	28.60s	31.41s

Finish Position and metres gained from 800m





Home of Australian Harness Sectionals

PJ Harness Analyser Daily Raw Data directly to your inbox

NEW All Victorian Racing added as of 17 January 2022

www.pjdata.com.au
admin@pjdata.com.au
www.facebook.com/PJHarnessRacing



RISE Digital, Harness Racing Australia nor the provider accepts any responsibility for the completeness or accuracy of any of the information contained herein, and makes no representations about its suitability for any particular purpose. Users should make their own judgements about those matters and/or seek independent advice. You assume all risks associated with use of data provided on this page

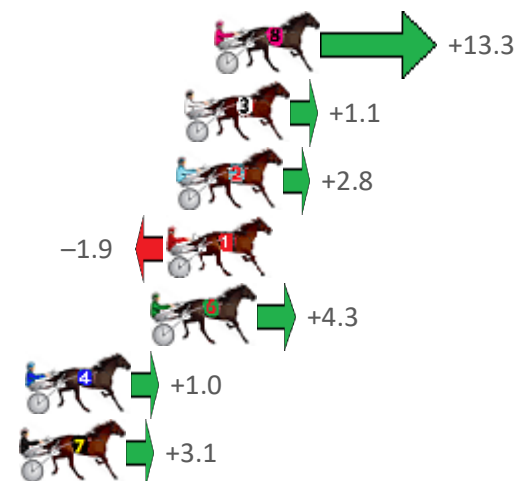
Gloucester Park Race 9 Distance 2130m

Friday, 7 October 2022

Gross Time: 2:36.20 MileRate: 1:58.00 LeadTime: 38.10s First Qtr: 31.50s Second Qtr: 29.60s Third Qtr: 28.40s Fourth Qtr: 28.60s

No Horse	Plc	Mar	800 Posi	400 Posi	Time	3rd Qtr	4th Qtr
8 ARMA EINSTEIN	1	0.0m	13.3m (0)	13.6m (0)	2:36.20	28.42s	27.64s
3 STAMFORD	2	1.2m	2.3m (1)	2.3m (1)	2:36.29	28.40s	28.53s
2 EUPHORIA	3	1.5m	4.3m (0)	4.2m (0)	2:36.31	28.40s	28.41s
1 MIRRAGON	4	1.9m	0.0m (0)	0.0m (0)	2:36.34	28.40s	28.74s
6 DONT BOTHER ME N	5	2.5m	6.8m (1)	6.8m (1)	2:36.39	28.40s	28.31s
4 MATTJESTIC STAR	6	7.5m	8.5m (0)	8.5m (0)	2:36.76	28.40s	28.56s
7 ATHABASCAN	7	7.7m	10.8m (1)	10.8m (1)	2:36.78	28.40s	28.42s

Finish Position and metres gained from 800m





Home of Australian Harness Sectionals

PJ Harness Analyser Daily Raw Data directly to your inbox

NEW All Victorian Racing added as of 17 January 2022

www.pjdata.com.au
admin@pjdata.com.au
www.facebook.com/PJHarnessRacing



RISE Digital, Harness Racing Australia nor the provider accepts any responsibility for the completeness or accuracy of any of the information contained herein, and makes no representations about its suitability for any particular purpose. Users should make their own judgements about those matters and/or seek independent advice. You assume all risks associated with use of data provided on this page

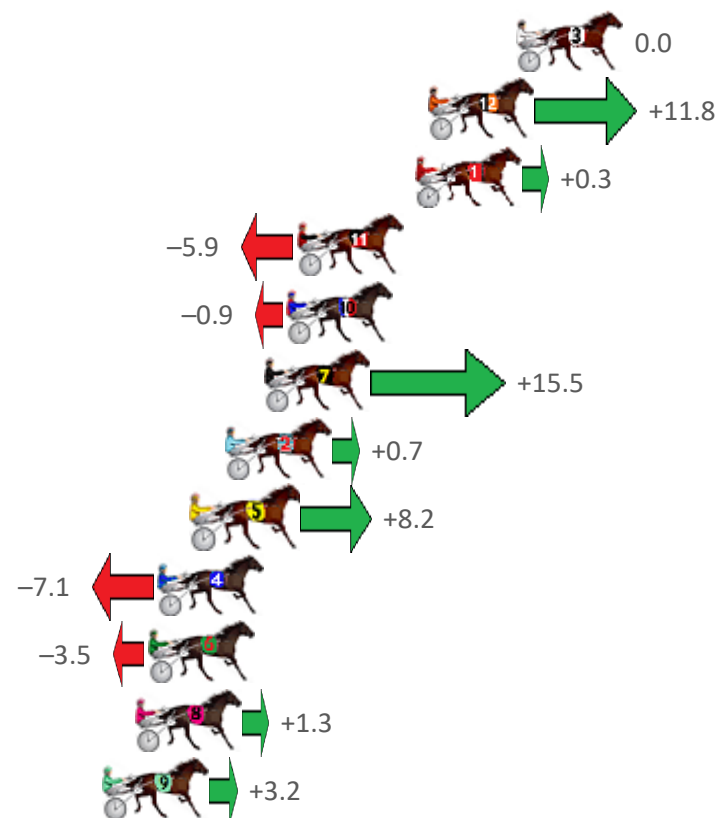
Gloucester Park Race 10 Distance 2130m

Friday, 7 October 2022

Gross Time: 2:37.00 MileRate: 1:58.60 LeadTime: 38.20s First Qtr: 31.20s Second Qtr: 29.80s Third Qtr: 28.40s Fourth Qtr: 29.40s

NoHorse	Plc	Mar	800 Posi	400 Posi	Time	3rd Qtr	4th Qtr
3 UNCONDITIONAL	1	0.0m	0.0m (0)	0.0m (0)	2:37.00	28.40s	29.40s
12 IDEAL WHITBY	2	3.5m	15.3m (1)	16.2m (2)	2:37.27	28.48s	28.51s
1 BELLEZZA NERA	3	4.0m	4.3m (0)	4.2m (0)	2:37.31	28.40s	29.41s
11 SEVEN NO TRUMPS	4	8.7m	2.8m (1)	4.2m (1)	2:37.67	28.50s	29.77s
10 BETTORSTARTDREA	5	9.1m	8.2m (0)	8.1m (0)	2:37.70	28.40s	29.52s
7 HENWOOD BAY	6	10.0m	25.5m (0)	26.5m (1)	2:37.77	28.50s	28.27s
2 LA SULEIMAN	7	11.5m	12.2m (0)	12.5m (0)	2:37.89	28.44s	29.39s
5 SAMEPLACE SAMETI	8	12.8m	21.0m (0)	23.4m (0)	2:37.99	28.60s	28.71s
4 NAME IN LIGHTS	9	14.2m	7.1m (1)	8.7m (1)	2:38.09	28.52s	29.87s
6 MACHLANI	10	14.6m	11.1m (1)	12.3m (1)	2:38.13	28.50s	29.64s
8 ZAZU	11	15.1m	16.4m (0)	18.7m (0)	2:38.16	28.58s	29.22s
9 BILLY MACK	12	16.4m	19.6m (1)	21.8m (1)	2:38.26	28.58s	29.10s

Finish Position and metres gained from 800m





Home of Australian Harness Sectionals

PJ Harness Analyser Daily Raw Data directly to your inbox

NEW All Victorian Racing added as of 17 January 2022

www.pjdata.com.au
admin@pjdata.com.au
www.facebook.com/PJHarnessRacing



RISE Digital, Harness Racing Australia nor the provider accepts any responsibility for the completeness or accuracy of any of the information contained herein, and makes no representations about its suitability for any particular purpose. Users should make their own judgements about those matters and/or seek independent advice. You assume all risks associated with use of data provided on this page