

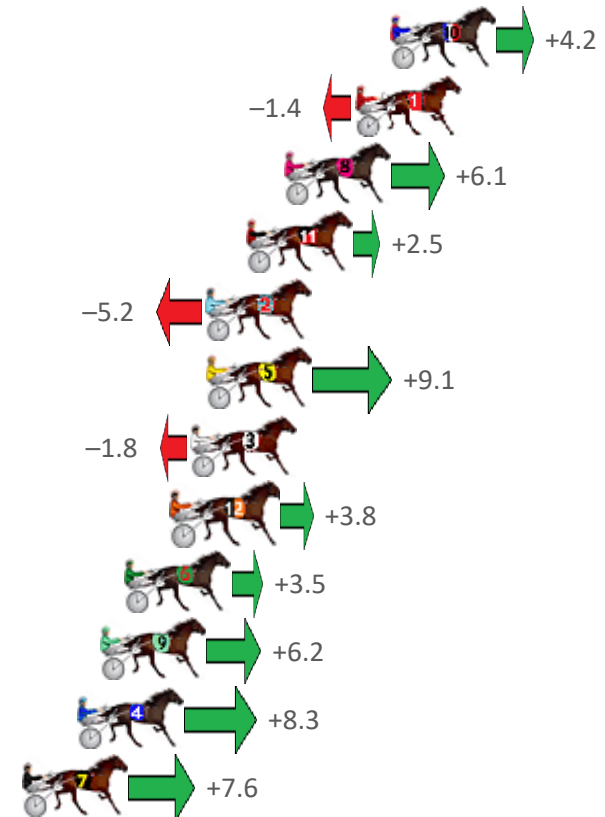
Gloucester Park Race 1 Distance 2130m

Tuesday, 11 October 2022

Gross Time: 2:40.10 MileRate: 2:01.00 LeadTime: 38.50s First Qtr: 31.20s Second Qtr: 31.00s Third Qtr: 30.40s Fourth Qtr: 29.00s

No Horse	Plc	Mar	800 Posi	400 Posi	Time	3rd Qtr	4th Qtr
10 MISS SERENADE	1	0.0m	4.2m (0)	4.1m (0)	2:40.10	30.38s	28.70s
1 JOELENE	2	1.4m	0.0m (0)	0.0m (0)	2:40.21	30.40s	29.11s
8 ICY WINDS	3	4.2m	10.3m (1)	1.4m (3)	2:40.42	29.73s	29.21s
11 SHEHADI	4	5.7m	8.2m (0)	8.1m (0)	2:40.53	30.38s	28.83s
2 TRINITY BROMAC	5	7.3m	2.1m (1)	1.9m (1)	2:40.66	30.38s	29.41s
5 CARUBA	6	7.3m	16.4m (0)	11.1m (1)	2:40.66	29.98s	28.73s
3 ZYANYA	7	7.9m	6.1m (1)	3.9m (2)	2:40.70	30.22s	29.32s
12 ARK OF ROCK	8	8.6m	12.4m (0)	12.2m (0)	2:40.75	30.36s	28.75s
6 CAPTAINS BEACHBA	9	10.5m	14.0m (1)	8.7m (2)	2:40.90	29.98s	29.15s
9 VALHALLA MISS	10	11.5m	17.7m (1)	12.8m (2)	2:40.98	30.00s	28.93s
4 ENDLESS POSSIBILITY	11	12.4m	20.7m (0)	19.0m (0)	2:41.04	30.24s	28.54s
7 RONA MAY	12	14.6m	22.2m (1)	15.8m (3)	2:41.21	29.89s	28.94s

Finish Position and metres gained from 800m





Home of Australian Harness Sectionals

PJ Harness Analyser Daily Raw Data directly to your inbox

NEW All Victorian Racing added as of 17 January 2022

www.pjdata.com.au
admin@pjdata.com.au
www.facebook.com/PJHarnessRacing



RISE Digital, Harness Racing Australia nor the provider accepts any responsibility for the completeness or accuracy of any of the information contained herein, and makes no representations about its suitability for any particular purpose. Users should make their own judgements about those matters and/or seek independent advice. You assume all risks associated with use of data provided on this page

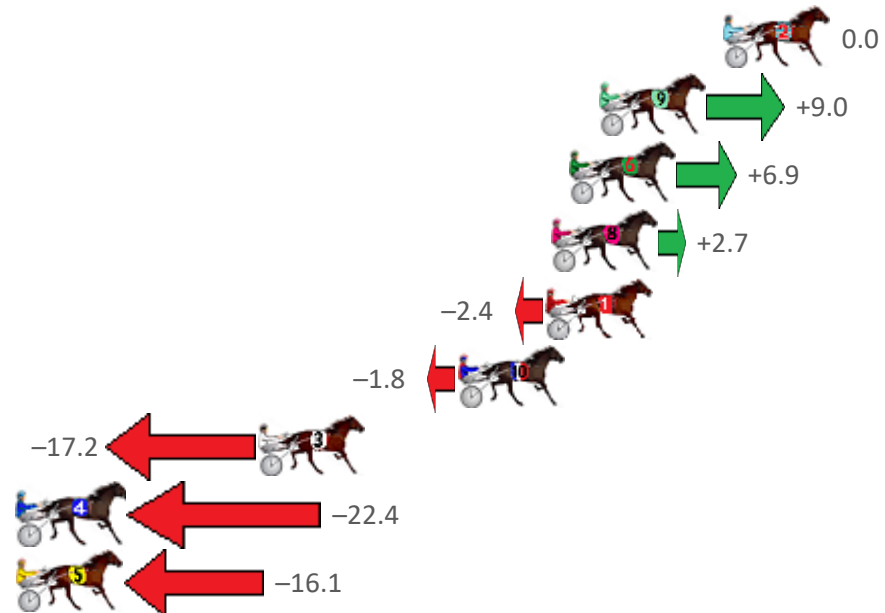
Gloucester Park Race 2 Distance 2536m

Tuesday, 11 October 2022

Gross Time: 3:07.50 MileRate: 1:59.00 LeadTime: 69.60s First Qtr: 30.60s Second Qtr: 30.50s Third Qtr: 27.90s Fourth Qtr: 28.90s

No Horse	Plc	Mar	800 Posi	400 Posi	Time	3rd Qtr	4th Qtr
2 ARDENS HORIZON	1	0.0m	0.0m (0)	0.0m (0)	3:07.50	27.90s	28.90s
9 LADY ZEGNA	2	4.9m	13.9m (1)	3.2m (2)	3:07.87	27.16s	29.05s
6 JUST FOR LOVE	3	6.1m	13.0m (0)	13.6m (1)	3:07.96	27.96s	28.40s
8 AUSSIE EDITION	4	6.8m	9.5m (1)	9.4m (2)	3:08.02	27.90s	28.75s
1 LIBBA RACY	5	7.0m	4.6m (0)	6.2m (0)	3:08.03	28.02s	28.99s
10 POCKETFULOFPEPPE	6	10.5m	8.7m (0)	9.9m (0)	3:08.30	28.00s	29.00s
3 JAGARA	7	18.4m	1.2m (1)	2.6m (1)	3:08.90	28.00s	30.11s
4 BLAZIN BEAUTY	8	27.9m	5.5m (1)	7.1m (1)	3:09.62	28.02s	30.51s
5 SADHITA	9	33.7m	17.6m (0)	22.4m (1)	3:10.06	28.26s	29.87s

Finish Position and metres gained from 800m





Home of Australian Harness Sectionals

PJ Harness Analyser Daily Raw Data directly to your inbox

NEW All Victorian Racing added as of 17 January 2022

www.pjdata.com.au
admin@pjdata.com.au
www.facebook.com/PJHarnessRacing



RISE Digital, Harness Racing Australia nor the provider accepts any responsibility for the completeness or accuracy of any of the information contained herein, and makes no representations about its suitability for any particular purpose. Users should make their own judgements about those matters and/or seek independent advice. You assume all risks associated with use of data provided on this page

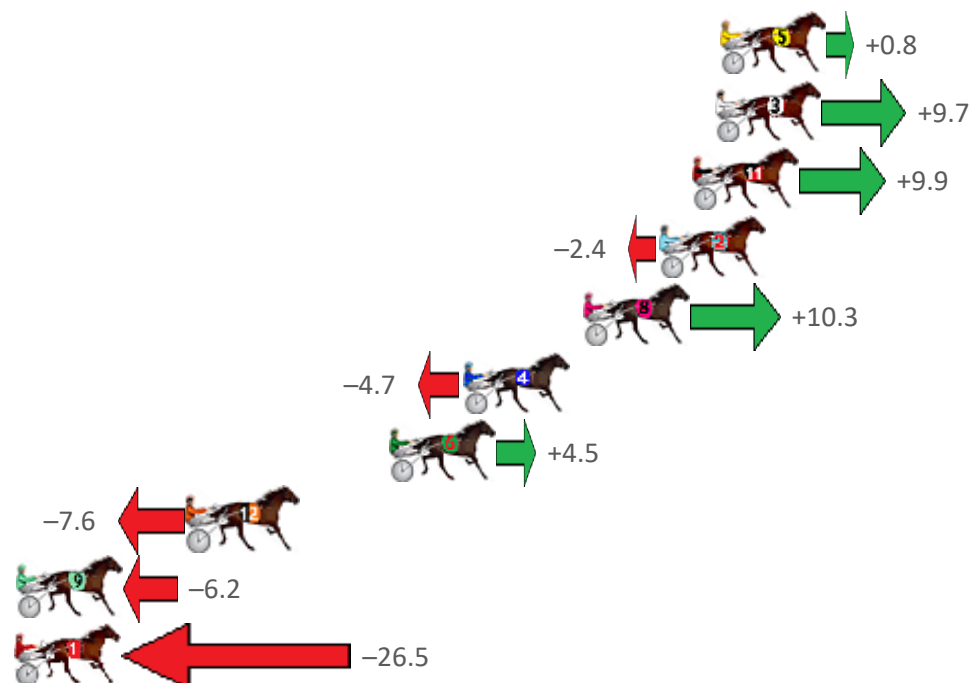
Gloucester Park Race 3 Distance 2536m

Tuesday, 11 October 2022

Gross Time: 3:12.70 MileRate: 2:02.30 LeadTime: 70.40s First Qtr: 32.20s Second Qtr: 30.10s Third Qtr: 29.30s Fourth Qtr: 30.70s

NoHorse	Plc	Mar	800 Posi	400 Posi	Time	3rd Qtr	4th Qtr
5 ROCKNROLL WHITBY	1	0.0m	0.8m (1)	1.6m (1)	3:12.70	29.36s	30.58s
3 DESTINED TO RULE	2	0.2m	9.9m (1)	9.1m (2)	3:12.72	29.26s	30.04s
11 JOHNNY LOMBO	3	1.1m	11.0m (2)	0.0m (2)	3:12.79	28.50s	30.79s
2 SIDSTREPO	4	2.4m	0.0m (0)	0.8m (0)	3:12.89	29.36s	30.84s
8 SEEKNYOUSHALLFIN	5	5.4m	15.7m (1)	5.1m (2)	3:13.13	28.54s	30.75s
4 BELONERO	6	10.2m	5.5m (1)	6.1m (0)	3:13.52	29.36s	31.06s
6 ROCKINTHEBOX	7	13.1m	17.6m (0)	14.2m (1)	3:13.75	29.08s	30.69s
12 MISSION GLORY	8	21.1m	13.5m (0)	14.2m (2)	3:14.39	29.38s	31.33s
9 TEPELO STAR	9	27.9m	21.7m (0)	20.1m (1)	3:14.94	29.22s	31.44s
1 FRANCO HAMMOND	10	35.0m	8.5m (0)	15.0m (0)	3:15.51	29.80s	32.40s

Finish Position and metres gained from 800m





Home of Australian Harness Sectionals

PJ Harness Analyser Daily Raw Data directly to your inbox

NEW All Victorian Racing added as of 17 January 2022

www.pjdata.com.au
admin@pjdata.com.au
www.facebook.com/PJHarnessRacing



RISE Digital, Harness Racing Australia nor the provider accepts any responsibility for the completeness or accuracy of any of the information contained herein, and makes no representations about its suitability for any particular purpose. Users should make their own judgements about those matters and/or seek independent advice. You assume all risks associated with use of data provided on this page

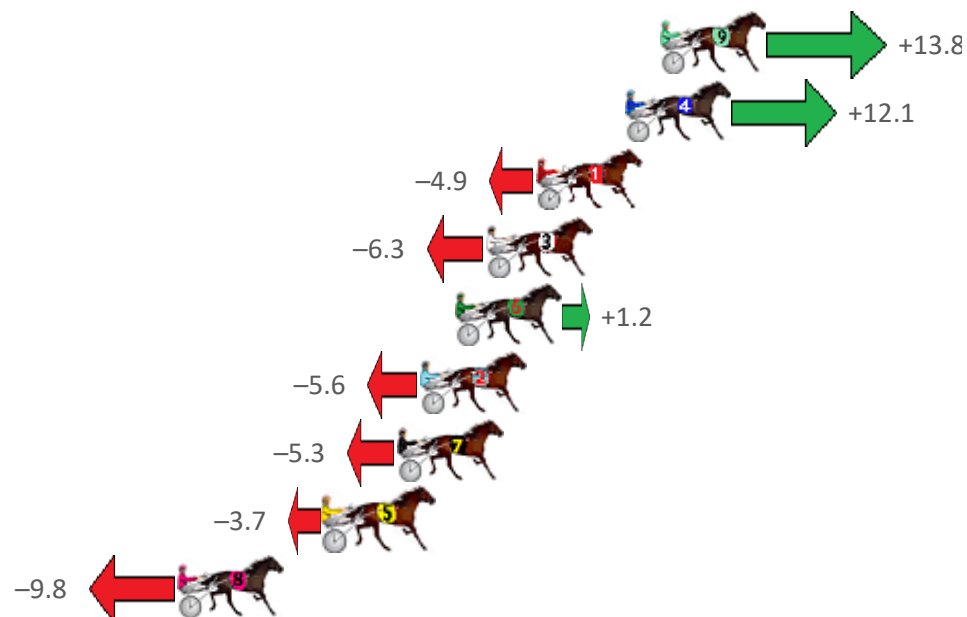
Gloucester Park Race 4 Distance 2130m

Tuesday, 11 October 2022

Gross Time: 2:37.70 MileRate: 1:59.20 LeadTime: 37.20s First Qtr: 31.30s Second Qtr: 29.90s Third Qtr: 28.60s Fourth Qtr: 30.70s

No Horse	Plc	Mar	800 Posi	400 Posi	Time	3rd Qtr	4th Qtr
9 MISTER ARDEE	1	0.0m	13.8m (0)	13.3m (0)	2:37.70	28.60s	29.72s
4 MISTER FORTUNIA	2	1.4m	13.5m (1)	12.5m (1)	2:37.81	28.56s	29.89s
1 TINSELTOWN	3	4.9m	0.0m (0)	0.5m (0)	2:38.09	28.64s	31.06s
3 BURGHLEY SHARD	4	6.9m	0.6m (1)	0.0m (1)	2:38.25	28.56s	31.25s
6 JILLIBY JAKE	5	8.1m	9.3m (1)	7.9m (1)	2:38.35	28.52s	30.77s
2 BE ON GUARD	6	9.5m	3.9m (0)	4.6m (0)	2:38.46	28.66s	31.13s
7 DOCTOR STEVE	7	10.4m	5.1m (1)	4.1m (1)	2:38.54	28.54s	31.24s
5 FARAWAYEYES	8	13.3m	9.6m (0)	8.9m (0)	2:38.77	28.58s	31.11s
8 GETN WIGGY WITHIT	9	19.1m	9.3m (2)	6.0m (2)	2:39.23	28.38s	31.79s

Finish Position and metres gained from 800m





Home of Australian Harness Sectionals

PJ Harness Analyser Daily Raw Data directly to your inbox

NEW All Victorian Racing added as of 17 January 2022

www.pjdata.com.au
admin@pjdata.com.au
www.facebook.com/PJHarnessRacing



RISE Digital, Harness Racing Australia nor the provider accepts any responsibility for the completeness or accuracy of any of the information contained herein, and makes no representations about its suitability for any particular purpose. Users should make their own judgements about those matters and/or seek independent advice. You assume all risks associated with use of data provided on this page

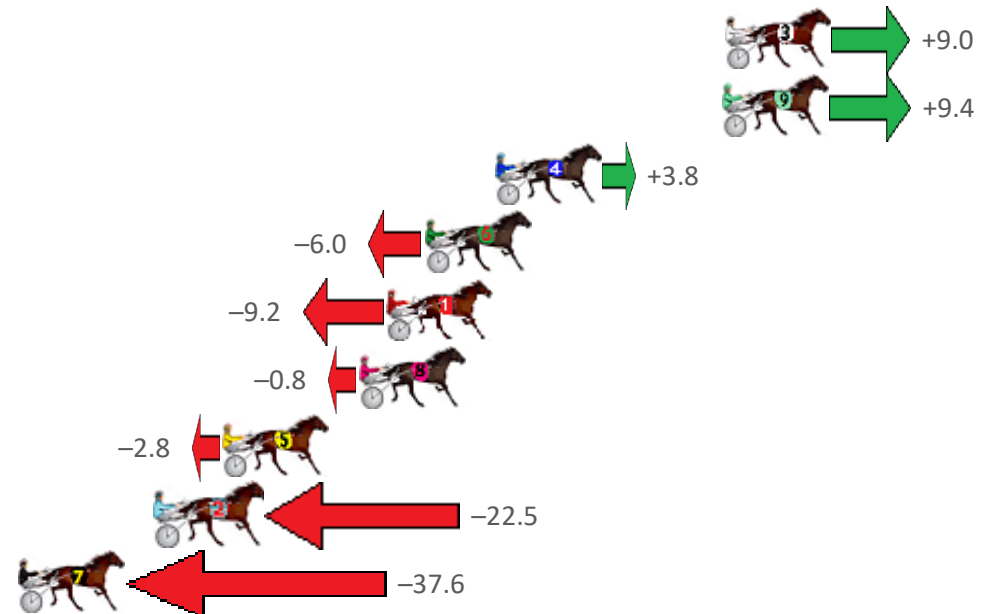
Gloucester Park Race 5 Distance 2130m

Tuesday, 11 October 2022

Gross Time: 2:41.00 MileRate: 2:01.60 LeadTime: 39.00s First Qtr: 33.50s Second Qtr: 30.10s Third Qtr: 28.70s Fourth Qtr: 29.70s

No Horse	Plc	Mar	800 Posi	400 Posi	Time	3rd Qtr	4th Qtr
3 AMERICAN BULLITT	1	0.0m	9.0m (0)	8.6m (1)	2:41.00	28.68s	29.08s
9 BLUE BLAZER	2	0.1m	9.5m (1)	10.0m (2)	2:41.01	28.74s	28.98s
4 EUSTON FLYER	3	9.1m	12.9m (0)	10.2m (0)	2:41.71	28.52s	29.67s
6 STAR ARMBRO	4	11.9m	5.9m (1)	6.1m (2)	2:41.93	28.72s	30.18s
1 EUPHORIC MOMENT	5	13.4m	4.2m (0)	4.4m (0)	2:42.04	28.72s	30.42s
8 BATAVIA BLACKHOLE	6	14.5m	13.7m (1)	12.7m (1)	2:42.13	28.64s	29.91s
5 BILLY MACK	7	19.9m	17.1m (0)	15.4m (0)	2:42.55	28.60s	30.13s
2 BURNING RUBBER	8	22.5m	0.0m (0)	0.0m (0)	2:42.75	28.70s	31.45s
7 ZAZU	9	39.0m	1.4m (1)	3.6m (1)	2:44.04	28.86s	32.47s

Finish Position and metres gained from 800m





Home of Australian Harness Sectionals

PJ Harness Analyser Daily Raw Data directly to your inbox

NEW All Victorian Racing added as of 17 January 2022

www.pjdata.com.au
admin@pjdata.com.au
www.facebook.com/PJHarnessRacing



RISE Digital, Harness Racing Australia nor the provider accepts any responsibility for the completeness or accuracy of any of the information contained herein, and makes no representations about its suitability for any particular purpose. Users should make their own judgements about those matters and/or seek independent advice. You assume all risks associated with use of data provided on this page

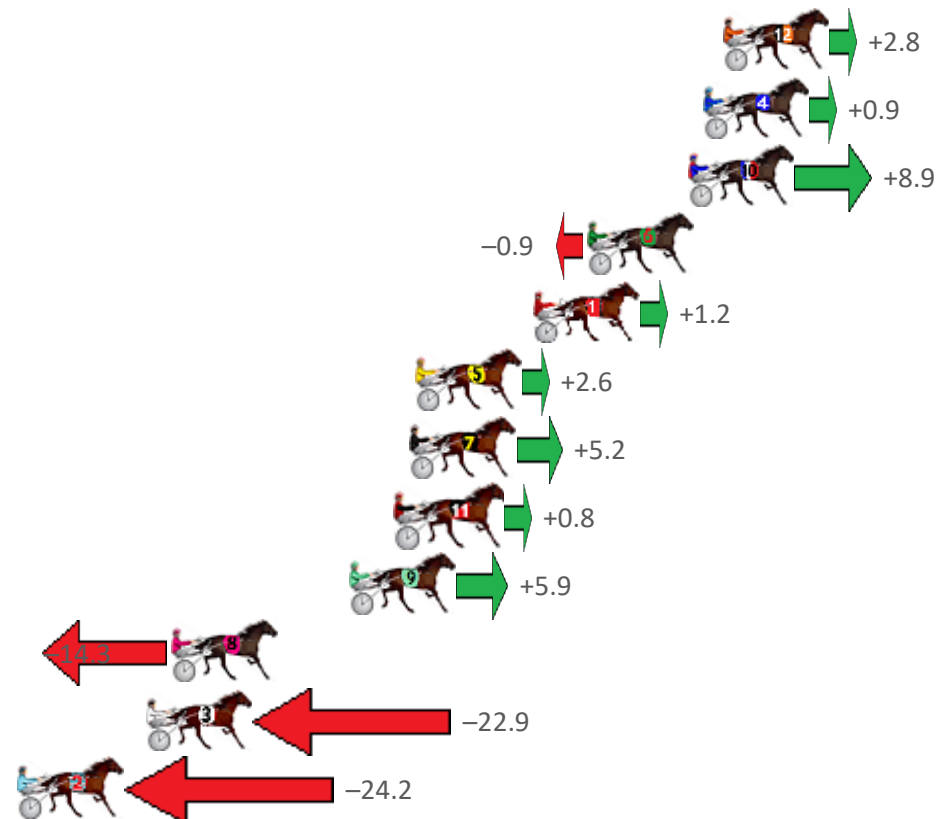
Gloucester Park Race 6 Distance 2536m

Tuesday, 11 October 2022

Gross Time: 3:11.80 MileRate: 2:01.70 LeadTime: 69.10s First Qtr: 31.60s Second Qtr: 31.60s Third Qtr: 28.80s Fourth Qtr: 30.70s

No Horse	Plc	Mar	800 Posi	400 Posi	Time	3rd Qtr	4th Qtr
12 TRITTRITTBANGBAN	1	0.0m	2.8m (2)	0.0m (2)	3:11.80	28.60s	30.70s
4 FLEUR DU MAQUIS	2	0.8m	1.7m (1)	0.3m (1)	3:11.86	28.70s	30.75s
10 TRIPLE BRIE	3	1.4m	10.3m (1)	10.3m (3)	3:11.91	28.82s	30.05s
6 HEZA HEAD HONCH	4	5.4m	4.5m (0)	5.4m (1)	3:12.23	28.88s	30.74s
1 THE PARTY BOY	5	7.5m	8.7m (0)	8.6m (0)	3:12.40	28.82s	30.67s
5 AMERICAN ROCK	6	12.2m	14.8m (1)	15.2m (2)	3:12.78	28.86s	30.56s
7 DYNAMITE BEACH	7	12.4m	17.6m (0)	16.7m (0)	3:12.80	28.78s	30.46s
11 FIREPLAY	8	12.9m	13.7m (0)	13.2m (1)	3:12.84	28.80s	30.76s
9 IAM LAMBROS	9	14.8m	20.7m (1)	19.5m (1)	3:12.99	28.76s	30.45s
8 OUR SURROGATE	10	21.9m	7.6m (2)	5.4m (3)	3:13.56	28.66s	32.06s
3 MIRACLE MAX	11	22.9m	0.0m (0)	0.5m (0)	3:13.64	28.84s	32.50s
2 BOSTON ROB	12	30.4m	6.2m (1)	7.0m (2)	3:14.24	28.88s	32.62s

Finish Position and metres gained from 800m





Home of Australian Harness Sectionals

PJ Harness Analyser Daily Raw Data directly to your inbox

NEW All Victorian Racing added as of 17 January 2022

www.pjdata.com.au
admin@pjdata.com.au
www.facebook.com/PJHarnessRacing



RISE Digital, Harness Racing Australia nor the provider accepts any responsibility for the completeness or accuracy of any of the information contained herein, and makes no representations about its suitability for any particular purpose. Users should make their own judgements about those matters and/or seek independent advice. You assume all risks associated with use of data provided on this page

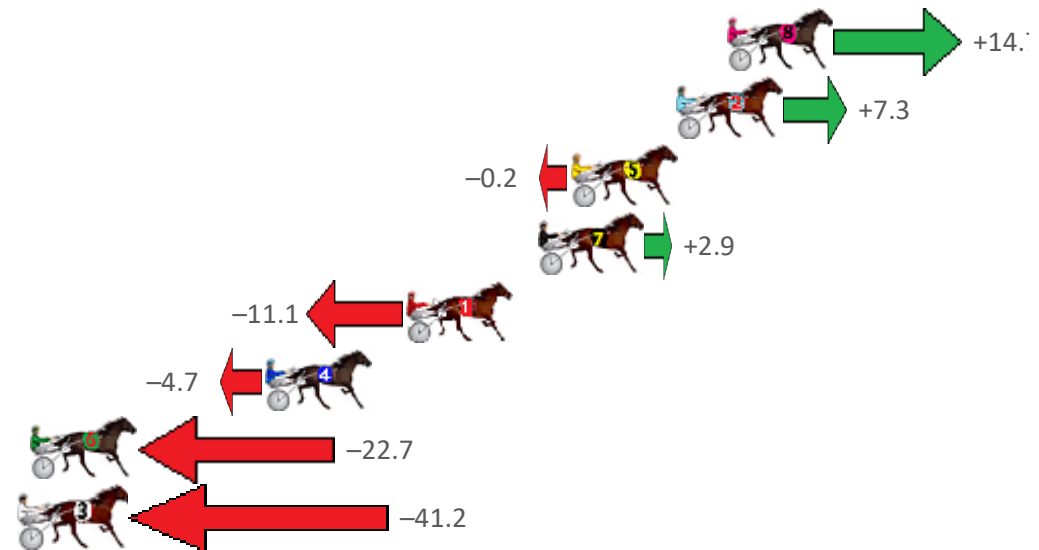
Gloucester Park Race 7 Distance 2130m

Tuesday, 11 October 2022

Gross Time: 2:38.40 MileRate: 1:59.70 LeadTime: 36.20s First Qtr: 31.00s Second Qtr: 31.80s Third Qtr: 29.50s Fourth Qtr: 29.90s

No Horse	Plc	Mar	800 Posi	400 Posi	Time	3rd Qtr	4th Qtr
8 CHAMPAGNE STYLE	1	0.0m	14.7m (1)	11.4m (2)	2:38.40	29.26s	29.06s
2 FOLLOW THE DRAGO	2	2.0m	9.3m (0)	5.7m (1)	2:38.56	29.24s	29.63s
5 ADDA SPOILT MAJOR	3	6.2m	6.0m (1)	0.0m (0)	2:38.89	29.06s	30.39s
7 PIVOTAL	4	7.5m	10.4m (1)	7.4m (2)	2:38.99	29.28s	29.94s
1 SONIC CHIP	5	12.7m	1.6m (1)	3.8m (0)	2:39.39	29.66s	30.61s
4 EL PASO DE MARKO	6	18.3m	13.6m (0)	16.0m (0)	2:39.83	29.68s	30.15s
6 CACHINNATION	7	27.6m	4.9m (0)	11.1m (1)	2:40.56	29.96s	31.24s
3 DIAMONDS ON THE B	8	41.2m	0.0m (0)	8.7m (0)	2:41.63	30.14s	32.49s

Finish Position and metres gained from 800m





Home of Australian Harness Sectionals

PJ Harness Analyser Daily Raw Data directly to your inbox

NEW All Victorian Racing added as of 17 January 2022

www.pjdata.com.au
admin@pjdata.com.au
www.facebook.com/PJHarnessRacing



RISE Digital, Harness Racing Australia nor the provider accepts any responsibility for the completeness or accuracy of any of the information contained herein, and makes no representations about its suitability for any particular purpose. Users should make their own judgements about those matters and/or seek independent advice. You assume all risks associated with use of data provided on this page

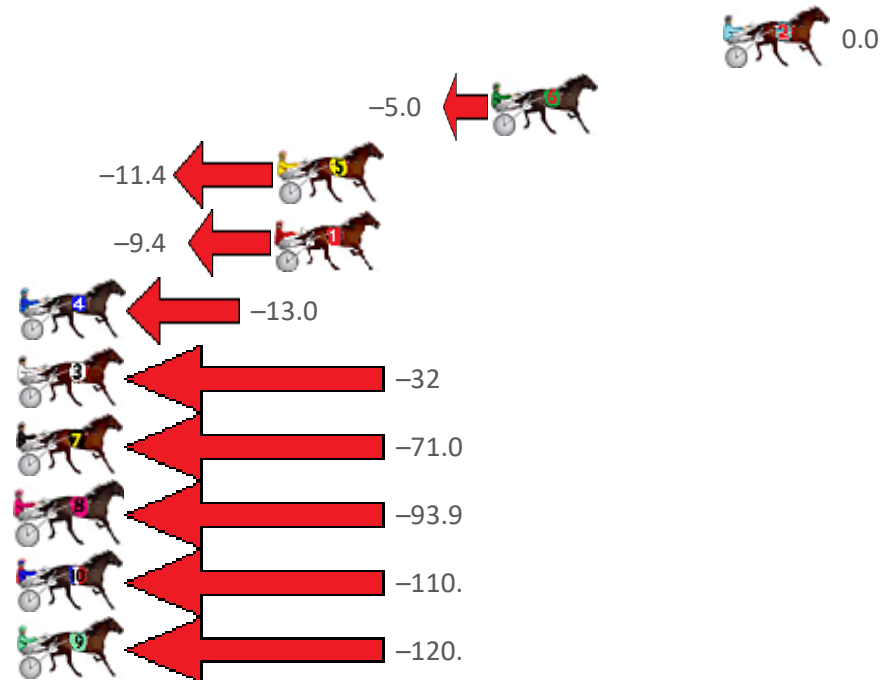
Gloucester Park Race 8 Distance 2130m

Tuesday, 11 October 2022

Gross Time: 2:41.70 MileRate: 2:02.20 LeadTime: 37.90s First Qtr: 31.30s Second Qtr: 31.10s Third Qtr: 30.80s Fourth Qtr: 30.60s

No Horse	Plc	Mar	800 Posi	400 Posi	Time	3rd Qtr	4th Qtr
2 EGYPTIAN QUEEN	1	0.0m	0.0m (0)	0.0m (0)	2:41.70	30.80s	30.60s
6 RISKITFORDABISKIT	2	9.2m	4.2m (0)	3.7m (0)	2:42.44	30.76s	31.06s
5 PINK PARADE	3	17.7m	6.3m (1)	6.6m (2)	2:43.12	30.82s	31.52s
1 KNIGHT EAGLE	4	17.8m	8.4m (0)	8.4m (0)	2:43.13	30.80s	31.39s
4 STAR OF KAOS	5	27.9m	14.9m (0)	13.9m (0)	2:43.93	30.72s	31.77s
3 GOLDEN MOVE	6	41.8m	10.7m (1)	13.9m (1)	2:45.05	31.04s	32.89s
7 DISPATCHER	7	73.1m	2.1m (1)	4.8m (1)	2:47.55	31.00s	36.09s
8 BUSHBELLE	8	116.4m	22.5m (0)	35.1m (0)	2:51.02	31.76s	37.24s
10 SYNCOPATION	9	250.7m	140.0m (0)	166.9m (0)	3:01.77	32.82s	37.93s
9 MIDWIFE CALLING	10	251.6m	130.9m (0)	161.7m (0)	3:01.85	33.12s	38.41s

Finish Position and metres gained from 800m





Home of Australian Harness Sectionals

PJ Harness Analyser Daily Raw Data directly to your inbox

NEW All Victorian Racing added as of 17 January 2022

www.pjdata.com.au
admin@pjdata.com.au
www.facebook.com/PJHarnessRacing



RISE Digital, Harness Racing Australia nor the provider accepts any responsibility for the completeness or accuracy of any of the information contained herein, and makes no representations about its suitability for any particular purpose. Users should make their own judgements about those matters and/or seek independent advice. You assume all risks associated with use of data provided on this page


Gloucester Park Race 9 Distance 2130m

Tuesday, 11 October 2022

Gross Time: 2:38.50 MileRate: 1:59.70 LeadTime: 38.60s First Qtr: 30.70s Second Qtr: 30.50s Third Qtr: 29.90s Fourth Qtr: 28.80s

No Horse	Plc	Mar	800 Posi	400 Posi	Time	3rd Qtr	4th Qtr
5 PRINCE OF PLEASUR	1	0.0m	0.0m (0)	0.0m (0)	2:38.50	29.90s	28.80s
1 BONSTAR	2	5.3m	4.0m (0)	3.8m (0)	2:38.90	29.88s	28.92s
2 CULLEN STAR	3	5.4m	8.4m (0)	8.5m (0)	2:38.91	29.90s	28.59s
4 JEDREK	4	21.9m	12.9m (0)	15.9m (0)	2:40.16	30.10s	29.30s
6 JUST ROC	5	31.2m	2.2m (1)	8.8m (1)	2:40.86	30.38s	30.52s
7 BRAMANTE STEPS	6	32.9m	10.5m (1)	13.8m (2)	2:40.99	30.12s	30.28s
3 OURCARIBBEANCRUI	7	36.3m	6.5m (1)	13.7m (1)	2:41.24	30.42s	30.54s

Finish Position and metres gained from 800m





Home of Australian Harness Sectionals

PJ Harness Analyser Daily Raw Data directly to your inbox

NEW All Victorian Racing added as of 17 January 2022

www.pjdata.com.au
admin@pjdata.com.au
www.facebook.com/PJHarnessRacing



RISE Digital, Harness Racing Australia nor the provider accepts any responsibility for the completeness or accuracy of any of the information contained herein, and makes no representations about its suitability for any particular purpose. Users should make their own judgements about those matters and/or seek independent advice. You assume all risks associated with use of data provided on this page