

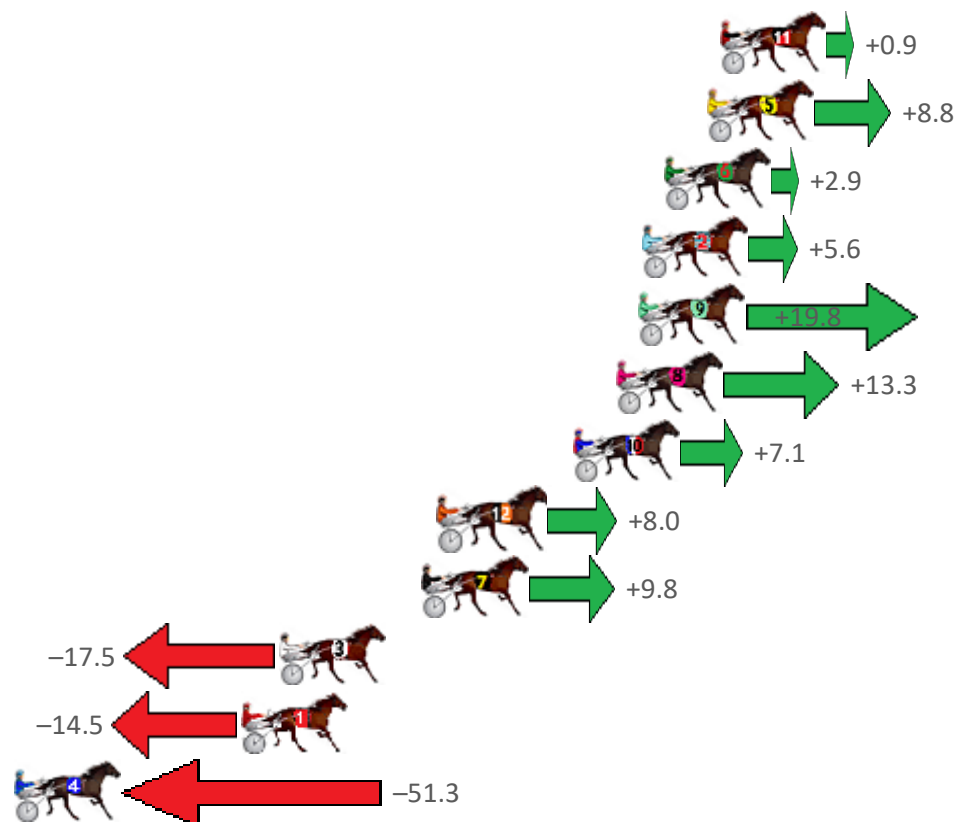
Gloucester Park Race 1 Distance 2130m

Friday, 14 October 2022

Gross Time: 2:34.30 MileRate: 1:56.60 LeadTime: 36.30s First Qtr: 29.70s Second Qtr: 28.70s Third Qtr: 29.40s Fourth Qtr: 30.20s

No Horse	Plc	Mar	800 Posi	400 Posi	Time	3rd Qtr	4th Qtr
11 SMART WATCH	1	0.0m	0.9m (1)	0.8m (1)	2:34.30	29.40s	30.14s
5 LINEBACKER	2	0.5m	9.3m (1)	9.0m (2)	2:34.34	29.40s	29.58s
6 HIGH PRICE	3	2.2m	5.1m (1)	5.4m (1)	2:34.47	29.44s	29.97s
2 ROLLINDOWNTHERI	4	3.1m	8.7m (0)	8.4m (0)	2:34.55	29.40s	29.83s
9 HOPPYS WAY	5	3.2m	23.0m (1)	11.2m (4)	2:34.55	28.59s	29.63s
8 SOHO DOW JONES	6	4.1m	17.4m (0)	11.4m (3)	2:34.62	29.01s	29.68s
10 JACKPOT JOE	7	5.8m	12.9m (0)	12.2m (1)	2:34.76	29.38s	29.76s
12 SEVEN NO TRUMPS	8	11.1m	19.1m (1)	6.8m (3)	2:35.18	28.55s	30.57s
7 STRENGTH AND HO	9	11.8m	21.6m (0)	15.4m (0)	2:35.23	29.00s	29.99s
3 SWAGGER MAN	10	17.5m	0.0m (0)	0.0m (0)	2:35.68	29.40s	31.58s
1 LUHRSY	11	19.0m	4.5m (0)	4.3m (0)	2:35.80	29.40s	31.38s
4 NORTHERN GAZE	12	66.4m	15.1m (1)	26.2m (0)	2:39.55	30.26s	33.51s

Finish Position and metres gained from 800m





Home of Australian Harness Sectionals

PJ Harness Analyser Daily Raw Data directly to your inbox

NEW All Victorian Racing added as of 17 January 2022

www.pjdata.com.au
admin@pjdata.com.au
www.facebook.com/PJHarnessRacing



RISE Digital, Harness Racing Australia nor the provider accepts any responsibility for the completeness or accuracy of any of the information contained herein, and makes no representations about its suitability for any particular purpose. Users should make their own judgements about those matters and/or seek independent advice. You assume all risks associated with use of data provided on this page


Gloucester Park Race 2 Distance 2130m

Friday, 14 October 2022

Gross Time: 2:35.60 MileRate: 1:57.60 LeadTime: 36.50s First Qtr: 30.70s Second Qtr: 30.40s Third Qtr: 28.80s Fourth Qtr: 29.20s

No Horse	Plc	Mar	800 Posi	400 Posi	Time	3rd Qtr	4th Qtr
6 DOC HOLLIDAY	1	0.0m	2.0m (1)	1.4m (1)	2:35.60	28.76s	29.10s
1 THE KRAKEN	2	0.2m	0.0m (0)	0.0m (0)	2:35.62	28.80s	29.22s
10 WHATABRO	3	0.4m	4.5m (0)	5.3m (1)	2:35.63	28.86s	28.85s
12 POWER AND GRACE	4	2.1m	12.3m (2)	8.1m (2)	2:35.76	28.50s	28.78s
3 TALKS UP A STORM	5	3.3m	10.6m (1)	12.0m (2)	2:35.85	28.90s	28.59s
4 CARRERA MACH	6	5.0m	13.1m (0)	12.5m (0)	2:35.98	28.76s	28.68s
11 MCARDLES GEM	7	5.9m	8.7m (0)	7.5m (0)	2:36.05	28.72s	29.11s
7 TELLMETOATTACK	8	8.3m	18.7m (0)	17.2m (0)	2:36.24	28.70s	28.60s
8 MANNING	9	8.6m	23.5m (0)	21.6m (0)	2:36.26	28.68s	28.30s
9 ROCK ME OVER	10	11.3m	14.8m (1)	15.9m (1)	2:36.47	28.88s	28.92s
5 MASTER PUBLISHER	11	12.5m	7.8m (2)	4.2m (2)	2:36.56	28.54s	29.85s
2 PRADASON	12	19.9m	6.4m (1)	9.7m (1)	2:37.12	29.04s	30.02s

Finish Position and metres gained from 800m





Home of Australian Harness Sectionals

PJ Harness Analyser Daily Raw Data directly to your inbox

NEW All Victorian Racing added as of 17 January 2022

www.pjdata.com.au
admin@pjdata.com.au
www.facebook.com/PJHarnessRacing



RISE Digital, Harness Racing Australia nor the provider accepts any responsibility for the completeness or accuracy of any of the information contained herein, and makes no representations about its suitability for any particular purpose. Users should make their own judgements about those matters and/or seek independent advice. You assume all risks associated with use of data provided on this page


Gloucester Park Race 3 Distance 2536m

Friday, 14 October 2022

Gross Time: 3:06.70 MileRate: 1:58.50 LeadTime: 68.70s First Qtr: 31.30s Second Qtr: 31.10s Third Qtr: 27.80s Fourth Qtr: 27.80s

No Horse	Plc	Mar	800 Posi	400 Posi	Time	3rd Qtr	4th Qtr
4 THE MUSTANG	1	0.0m	0.0m (0)	0.0m (0)	3:06.70	27.80s	27.80s
1 STAMFORD	2	9.6m	4.9m (0)	5.8m (0)	3:07.40	27.86s	28.10s
5 THE CODE BREAKER	3	18.0m	0.9m (1)	2.4m (1)	3:08.02	27.90s	28.95s
2 MIRRAGON	4	20.2m	10.1m (0)	9.6m (1)	3:08.18	27.76s	28.61s
9 CORDERO	5	23.9m	10.7m (1)	16.6m (2)	3:08.45	28.20s	28.40s
11 GEE SMITH	6	28.3m	15.3m (0)	13.9m (0)	3:08.77	27.70s	28.91s
12 EUPHORIA	7	33.1m	21.1m (0)	18.2m (0)	3:09.12	27.60s	28.96s
10 ATHABASCAN	8	33.6m	21.1m (1)	20.6m (2)	3:09.16	27.76s	28.83s
6 WITHOUTHETUH	9	34.5m	15.9m (1)	12.8m (3)	3:09.22	27.59s	29.44s
7 AWAITINGINSTRUCTI	10	39.0m	26.6m (0)	22.6m (0)	3:09.55	27.52s	29.09s
8 REGAL CHEVAL	11	39.9m	31.6m (0)	28.7m (0)	3:09.62	27.60s	28.74s
3 OUR STAR WATCH	12	40.3m	6.1m (1)	12.5m (2)	3:09.65	28.24s	29.88s

Finish Position and metres gained from 800m





Home of Australian Harness Sectionals

PJ Harness Analyser Daily Raw Data directly to your inbox

NEW All Victorian Racing added as of 17 January 2022

www.pjdata.com.au
admin@pjdata.com.au
www.facebook.com/PJHarnessRacing



RISE Digital, Harness Racing Australia nor the provider accepts any responsibility for the completeness or accuracy of any of the information contained herein, and makes no representations about its suitability for any particular purpose. Users should make their own judgements about those matters and/or seek independent advice. You assume all risks associated with use of data provided on this page


Gloucester Park Race 4 Distance 2130m

Friday, 14 October 2022

Gross Time: 2:33.80 MileRate: 1:56.20 LeadTime: 36.40s First Qtr: 31.70s Second Qtr: 29.00s Third Qtr: 28.00s Fourth Qtr: 28.70s

No Horse	Plc	Mar	800 Posi	400 Posi	Time	3rd Qtr	4th Qtr
9 MAGNIFICENT STOR	1	0.0m	0.9m (1)	0.9m (1)	2:33.80	28.00s	28.64s
1 JUMPINGJACKMAC	2	1.7m	0.0m (0)	0.0m (0)	2:33.93	28.00s	28.83s
4 TO FAST TO SERIOUS	3	3.4m	5.2m (1)	5.4m (1)	2:34.06	28.02s	28.57s
11 HAMPTON BANNER	4	5.6m	9.2m (1)	9.4m (1)	2:34.22	28.02s	28.46s
2 JASPERVELLABEACH	5	6.3m	4.3m (0)	4.6m (0)	2:34.27	28.02s	28.85s
10 GAMBIT	6	8.6m	8.3m (0)	8.2m (0)	2:34.45	28.00s	28.77s
8 MIRACLE MOOSE	7	14.4m	17.2m (0)	19.0m (0)	2:34.89	28.14s	28.45s
6 TYLER BRETT	8	15.2m	13.5m (1)	15.4m (1)	2:34.95	28.14s	28.76s
7 DIEGO	9	16.1m	21.8m (1)	23.0m (0)	2:35.01	28.10s	28.29s
5 WILL I ROCKNROLL	10	18.5m	12.7m (0)	14.5m (0)	2:35.19	28.14s	29.07s
3 BABYFACE ADDA	11	30.6m	17.5m (1)	21.0m (1)	2:36.11	28.26s	29.52s

Finish Position and metres gained from 800m





Home of Australian Harness Sectionals

PJ Harness Analyser Daily Raw Data directly to your inbox

NEW All Victorian Racing added as of 17 January 2022

www.pjdata.com.au
admin@pjdata.com.au
www.facebook.com/PJHarnessRacing



RISE Digital, Harness Racing Australia nor the provider accepts any responsibility for the completeness or accuracy of any of the information contained herein, and makes no representations about its suitability for any particular purpose. Users should make their own judgements about those matters and/or seek independent advice. You assume all risks associated with use of data provided on this page

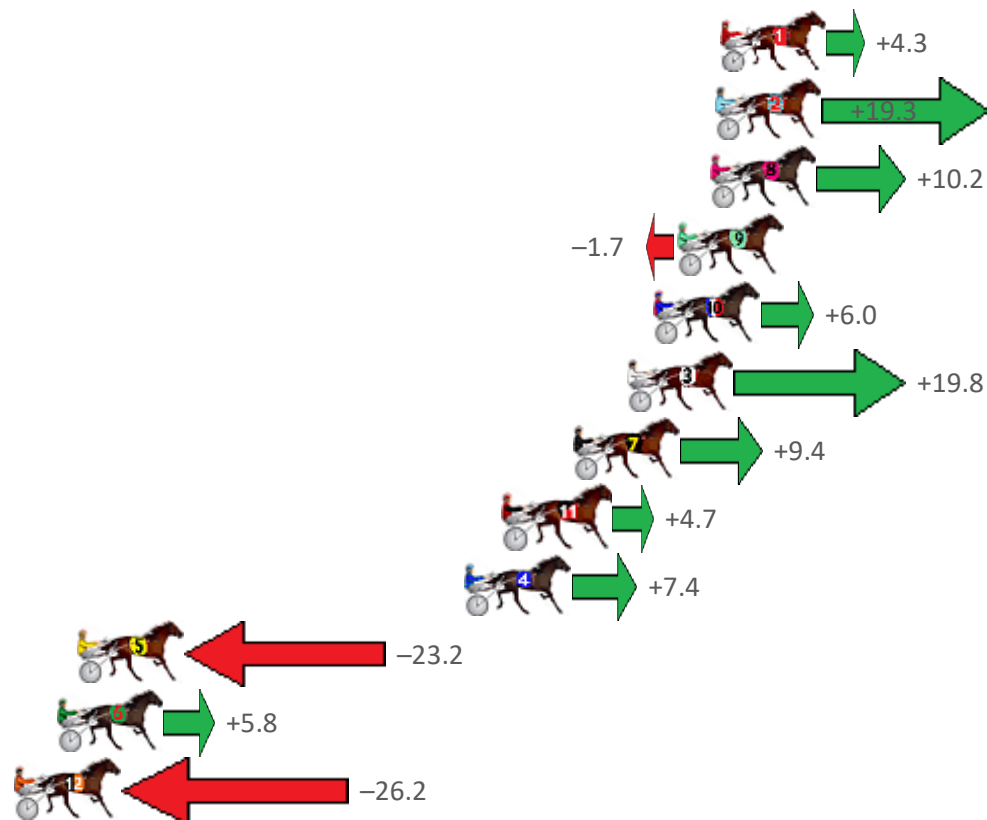
Gloucester Park Race 5 Distance 2536m

Friday, 14 October 2022

Gross Time: 3:08.90 MileRate: 1:59.90 LeadTime: 70.30s First Qtr: 30.30s Second Qtr: 30.00s Third Qtr: 28.10s Fourth Qtr: 30.20s

No Horse	Plc	Mar	800 Posi	400 Posi	Time	3rd Qtr	4th Qtr
1 TAKING THE MIKI	1	0.0m	4.3m (0)	4.2m (1)	3:08.90	28.10s	29.90s
2 LITTLE DARLING	2	0.2m	19.5m (1)	18.0m (2)	3:08.92	28.04s	28.91s
8 ACHARNE GIRL	3	0.4m	10.6m (1)	12.2m (2)	3:08.93	28.24s	29.35s
9 SOVRANA	4	1.7m	0.0m (0)	0.0m (0)	3:09.03	28.10s	30.33s
10 IN THE SPOTLIGHT	5	2.6m	8.6m (0)	5.3m (0)	3:09.11	27.88s	30.03s
3 DONTBESILLYCHILLI	6	3.7m	23.5m (1)	22.4m (1)	3:09.19	28.08s	28.87s
7 MISS SASSY	7	5.8m	15.2m (1)	16.0m (1)	3:09.36	28.20s	29.50s
11 CATCH THE RED EYE	8	8.5m	13.2m (0)	10.5m (0)	3:09.57	27.94s	30.11s
4 CHAMPAGNE EVERY	9	10.1m	17.5m (0)	14.9m (0)	3:09.70	27.96s	29.92s
5 WONDERFUL TO FLY	10	25.5m	2.3m (1)	2.5m (2)	3:10.92	28.12s	32.03s
6 WALL STREET GIRL	11	26.3m	32.1m (0)	27.9m (0)	3:10.98	27.88s	30.26s
12 IM THEMIGHTYLUCY	12	32.5m	6.3m (1)	7.8m (2)	3:11.47	28.22s	32.21s

Finish Position and metres gained from 800m





Home of Australian Harness Sectionals

PJ Harness Analyser Daily Raw Data directly to your inbox

NEW All Victorian Racing added as of 17 January 2022

www.pjdata.com.au
admin@pjdata.com.au
www.facebook.com/PJHarnessRacing



RISE Digital, Harness Racing Australia nor the provider accepts any responsibility for the completeness or accuracy of any of the information contained herein, and makes no representations about its suitability for any particular purpose. Users should make their own judgements about those matters and/or seek independent advice. You assume all risks associated with use of data provided on this page

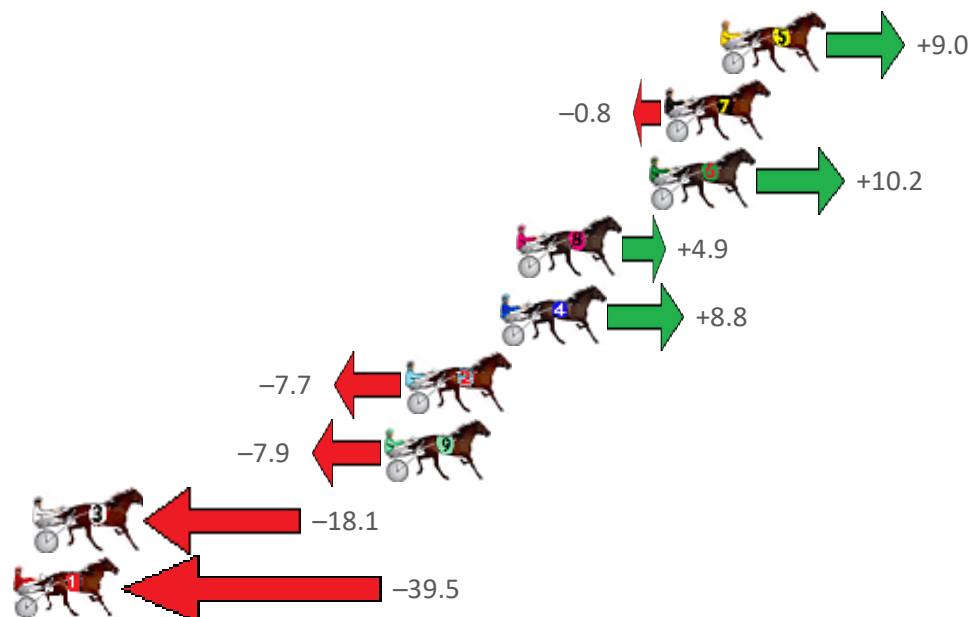
Gloucester Park Race 6 Distance 2130m

Friday, 14 October 2022

Gross Time: 2:33.20 MileRate: 1:55.80 LeadTime: 36.80s First Qtr: 29.70s Second Qtr: 28.90s Third Qtr: 28.50s Fourth Qtr: 29.30s

No Horse	Plc	Mar	800 Posi	400 Posi	Time	3rd Qtr	4th Qtr
5 MACHNIFICENT	1	0.0m 9.0m (0)	5.9m (2)	2:33.20	28.28s	28.88s	
7 IDEAL AGENT	2	2.2m 1.4m (1)	0.0m (0)	2:33.37	28.40s	29.47s	
6 BOOM TIME	3	2.8m 13.0m (0)	10.9m (1)	2:33.42	28.36s	28.73s	
8 ELDAYTONA	4	8.1m 13.0m (1)	16.2m (1)	2:33.82	28.74s	28.76s	
4 EZANA	5	8.7m 17.5m (0)	17.9m (2)	2:33.87	28.54s	28.68s	
2 ALTA RHETT	6	12.5m 4.8m (0)	4.8m (1)	2:34.16	28.50s	29.92s	
9 GLENLEDI CHIEF	7	13.3m 5.4m (1)	3.2m (3)	2:34.22	28.35s	30.10s	
3 ROCKABALL	8	27.1m 9.0m (1)	9.0m (3)	2:35.28	28.51s	30.74s	
1 DOMINUS FACTUM	9	39.5m 0.0m (0)	5.3m (0)	2:36.24	28.88s	31.96s	

Finish Position and metres gained from 800m





Home of Australian Harness Sectionals

PJ Harness Analyser Daily Raw Data directly to your inbox

NEW All Victorian Racing added as of 17 January 2022

www.pjdata.com.au
admin@pjdata.com.au
www.facebook.com/PJHarnessRacing



RISE Digital, Harness Racing Australia nor the provider accepts any responsibility for the completeness or accuracy of any of the information contained herein, and makes no representations about its suitability for any particular purpose. Users should make their own judgements about those matters and/or seek independent advice. You assume all risks associated with use of data provided on this page


Gloucester Park Race 7 Distance 2536m

Friday, 14 October 2022

Gross Time: 3:12.30 MileRate: 2:02.10 LeadTime: 71.40s First Qtr: 32.30s Second Qtr: 31.30s Third Qtr: 28.30s Fourth Qtr: 29.00s

No Horse	Plc	Mar	800 Posi	400 Posi	Time	3rd Qtr	4th Qtr
1 RASCAL	1	0.0m	0.0m (0)	0.8m (0)	3:12.30	28.36s	28.94s
2 KIMBLE	2	1.2m	4.0m (0)	5.6m (0)	3:12.39	28.42s	28.69s
4 PONTEVIVO	3	1.6m	0.6m (2)	0.0m (1)	3:12.42	28.26s	29.12s
10 FIREROCKFIREROLL	4	1.8m	8.5m (0)	9.8m (0)	3:12.44	28.40s	28.44s
12 WOODLEA RAGNAR	5	4.8m	12.5m (0)	14.0m (0)	3:12.67	28.42s	28.37s
8 ROCKSTAR REBEL	6	5.8m	6.0m (1)	6.8m (2)	3:12.74	28.36s	28.96s
5 COOL WATER PADDY	7	5.8m	10.0m (1)	11.0m (1)	3:12.74	28.38s	28.66s
7 DEEORSE	8	10.4m	13.9m (1)	15.5m (1)	3:13.09	28.42s	28.69s
6 ILLAWONG MUSTAN	9	10.9m	21.0m (0)	22.4m (0)	3:13.13	28.42s	28.23s
3 MAJOR MUCHA	10	12.9m	16.8m (0)	18.2m (0)	3:13.28	28.42s	28.68s
11 AUSSIE SCOOTER	11	15.2m	2.0m (1)	4.2m (1)	3:13.46	28.46s	29.86s
9 REGAL SCRIBE	12	19.9m	7.4m (2)	11.6m (2)	3:13.81	28.60s	29.69s

Finish Position and metres gained from 800m





Home of Australian Harness Sectionals

PJ Harness Analyser Daily Raw Data directly to your inbox

NEW All Victorian Racing added as of 17 January 2022

www.pjdata.com.au
admin@pjdata.com.au
www.facebook.com/PJHarnessRacing



RISE Digital, Harness Racing Australia nor the provider accepts any responsibility for the completeness or accuracy of any of the information contained herein, and makes no representations about its suitability for any particular purpose. Users should make their own judgements about those matters and/or seek independent advice. You assume all risks associated with use of data provided on this page

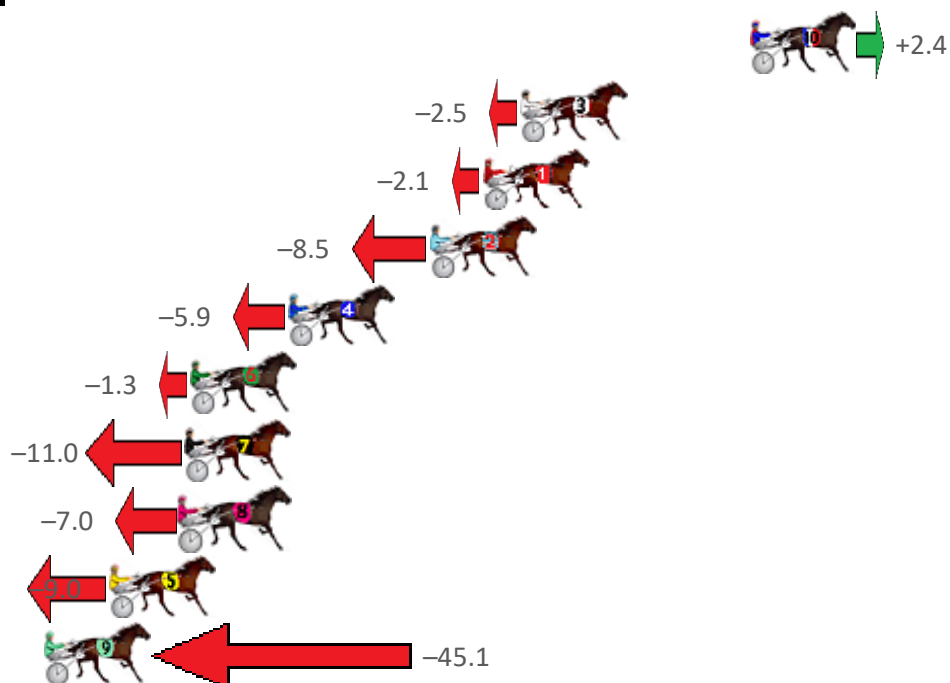
Gloucester Park Race 8 Distance 2130m

Friday, 14 October 2022

Gross Time: 2:36.20 MileRate: 1:58.00 LeadTime: 35.10s First Qtr: 30.20s Second Qtr: 30.40s Third Qtr: 30.80s Fourth Qtr: 29.70s

No Horse	Plc	Mar	800 Posi	400 Posi	Time	3rd Qtr	4th Qtr
10 ALCIPPES DELIGHT	1	0.0m	2.4m (1)	1.6m (1)	2:36.20	30.74s	29.58s
3 SAMEPLACE SAMETI	2	9.1m	6.6m (1)	4.6m (2)	2:36.91	30.64s	30.06s
1 ALL THE BELLS	3	10.6m	8.5m (0)	4.5m (0)	2:37.03	30.50s	30.19s
2 UNCONDITIONAL	4	12.7m	4.2m (0)	5.9m (1)	2:37.19	30.92s	30.25s
4 CAPTURED DELIGHT	5	18.3m	12.4m (0)	9.3m (0)	2:37.62	30.56s	30.42s
6 SPORTS PACKAGE	6	22.2m	20.9m (1)	19.4m (0)	2:37.93	30.68s	29.97s
7 BETTOR COPAGOOD	7	22.4m	11.4m (1)	10.1m (1)	2:37.94	30.70s	30.68s
8 SUING YOU	8	22.6m	15.6m (1)	14.7m (1)	2:37.96	30.72s	30.36s
5 JUST FOR LOVE	9	25.4m	16.4m (0)	14.6m (0)	2:38.18	30.66s	30.58s
9 BLAZE COOPS	10	45.1m	0.0m (0)	0.0m (0)	2:39.71	30.80s	33.21s

Finish Position and metres gained from 800m





Home of Australian Harness Sectionals

PJ Harness Analyser Daily Raw Data directly to your inbox

NEW All Victorian Racing added as of 17 January 2022

www.pjdata.com.au
admin@pjdata.com.au
www.facebook.com/PJHarnessRacing



RISE Digital, Harness Racing Australia nor the provider accepts any responsibility for the completeness or accuracy of any of the information contained herein, and makes no representations about its suitability for any particular purpose. Users should make their own judgements about those matters and/or seek independent advice. You assume all risks associated with use of data provided on this page


Gloucester Park Race 9 Distance 2130m

Friday, 14 October 2022

Gross Time: 2:36.30 MileRate: 1:58.10 LeadTime: 37.00s First Qtr: 32.20s Second Qtr: 30.10s Third Qtr: 28.50s Fourth Qtr: 28.50s

No Horse	Plc	Mar	800 Posi	400 Posi	Time	3rd Qtr	4th Qtr
10 FASTER THAN DAD	1	0.0m	4.2m (0)	4.2m (0)	2:36.30	28.50s	28.20s
1 LITTLE BIT OF FUN	2	1.5m	0.0m (0)	0.0m (0)	2:36.41	28.50s	28.61s
11 ROCK ON TOP	3	3.7m	11.3m (1)	1.2m (2)	2:36.58	27.78s	28.69s
12 TRIROYALE BRIGADE	4	13.2m	8.5m (0)	9.3m (0)	2:37.29	28.56s	28.83s
4 BELLEZZA NERA	5	14.3m	16.7m (0)	17.5m (0)	2:37.37	28.56s	28.33s
5 NAME IN LIGHTS	6	18.8m	12.7m (0)	13.9m (1)	2:37.71	28.58s	28.93s
3 BETTORSTARTDREA	7	22.2m	21.5m (0)	22.3m (0)	2:37.96	28.56s	28.58s
8 VINTAGE BLU	8	29.2m	19.5m (1)	15.0m (2)	2:38.49	28.18s	29.62s
7 IDEAL WHITBY	9	29.6m	2.6m (1)	4.8m (1)	2:38.52	28.66s	30.37s
9 CROCODILE KID	10	30.2m	24.0m (1)	21.0m (2)	2:38.56	28.28s	29.28s
2 ANOTHER SNAG	11	35.0m	6.8m (1)	9.6m (1)	2:38.92	28.70s	30.44s
6 FLYING MISTER IDEA	12	38.1m	15.3m (1)	20.1m (1)	2:39.15	28.84s	29.93s

Finish Position and metres gained from 800m





Home of Australian Harness Sectionals

PJ Harness Analyser Daily Raw Data directly to your inbox

NEW All Victorian Racing added as of 17 January 2022

www.pjdata.com.au
admin@pjdata.com.au
www.facebook.com/PJHarnessRacing



RISE Digital, Harness Racing Australia nor the provider accepts any responsibility for the completeness or accuracy of any of the information contained herein, and makes no representations about its suitability for any particular purpose. Users should make their own judgements about those matters and/or seek independent advice. You assume all risks associated with use of data provided on this page

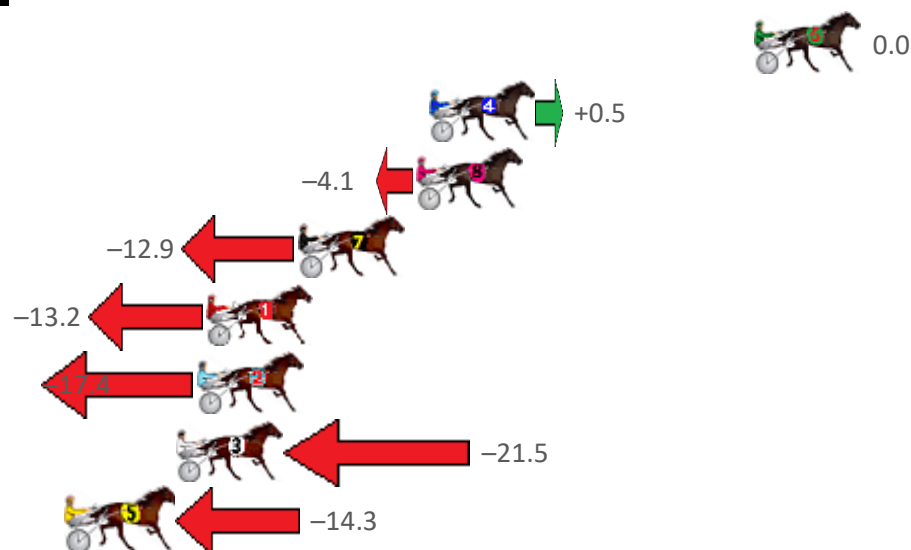
Gloucester Park Race 10 Distance 2130m

Friday, 14 October 2022

Gross Time: 2:39.80 MileRate: 2:00.70 LeadTime: 35.90s First Qtr: 33.70s Second Qtr: 31.80s Third Qtr: 29.40s Fourth Qtr: 29.00s

No Horse	Plc	Mar	800 Posi	400 Posi	Time	3rd Qtr	4th Qtr
6 SWEET VIVIENNE	1	0.0m	0.0m (0)	0.0m (0)	2:39.80	29.40s	29.00s
4 OUR LADY JEN	2	12.9m	13.4m (1)	13.8m (1)	2:40.78	29.42s	28.98s
8 IMAHERO	3	13.4m	9.3m (1)	10.0m (1)	2:40.82	29.44s	29.30s
7 AMERICAN MONARC	4	18.1m	5.2m (1)	6.1m (1)	2:41.18	29.46s	29.94s
1 VALHALLA ANGEL	5	21.7m	8.5m (0)	8.6m (0)	2:41.45	29.40s	30.03s
2 FEELING EMPATHY	6	22.1m	4.7m (0)	4.4m (0)	2:41.48	29.38s	30.36s
3 FLY TO FAME	7	22.9m	1.4m (1)	2.5m (1)	2:41.54	29.48s	30.56s
5 QUATTROSE	8	27.2m	12.9m (0)	12.7m (0)	2:41.87	29.38s	30.15s

Finish Position and metres gained from 800m





Home of Australian Harness Sectionals

PJ Harness Analyser Daily Raw Data directly to your inbox

NEW All Victorian Racing added as of 17 January 2022

www.pjdata.com.au
admin@pjdata.com.au
www.facebook.com/PJHarnessRacing



RISE Digital, Harness Racing Australia nor the provider accepts any responsibility for the completeness or accuracy of any of the information contained herein, and makes no representations about its suitability for any particular purpose. Users should make their own judgements about those matters and/or seek independent advice. You assume all risks associated with use of data provided on this page