

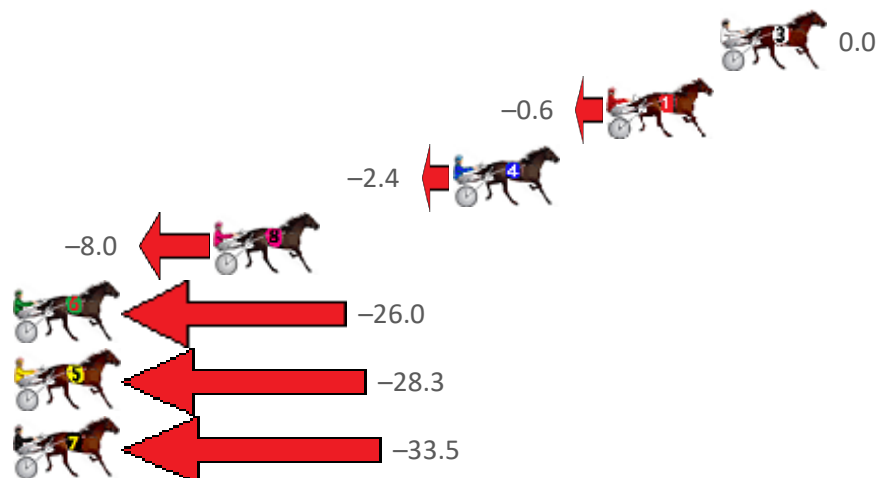
# Gloucester Park Race 1 Distance 1730m

Tuesday, 18 October 2022

Gross Time: 2:06.50 MileRate: 1:57.70 LeadTime: 8.00s First Qtr: 31.10s Second Qtr: 30.70s Third Qtr: 28.60s Fourth Qtr: 28.10s

NoHorse	Plc	Mar	800 Posi	400 Posi	Time	3rd Qtr	4th Qtr
3 SMOKEYS SHADOW	1	0.0m	0.0m (0)	0.0m (0)	2:06.50	28.60s	28.10s
1 CULLEN STAR	2	4.5m	3.9m (0)	4.3m (0)	2:06.83	28.62s	28.13s
4 PATH OF GOLD	3	10.6m	8.2m (0)	8.2m (0)	2:07.28	28.60s	28.30s
8 THE DARK NIGHT	4	20.1m	12.1m (0)	13.1m (0)	2:07.98	28.66s	28.66s
6 TOO BEE WATCHING	5	28.0m	2.0m (1)	3.4m (1)	2:08.57	28.70s	29.93s
5 IMA TINY DANCER	6	34.8m	6.5m (1)	8.3m (2)	2:09.07	28.72s	30.09s
7 TOMLOUS JAMBO	7	37.2m	3.7m (2)	4.3m (2)	2:09.25	28.64s	30.54s

Finish Position and metres gained from 800m





## Home of Australian Harness Sectionals

PJ Harness Analyser Daily Raw Data directly to your inbox

**NEW** All Victorian Racing added as of 17 January 2022

[www.pjdata.com.au](http://www.pjdata.com.au)
[admin@pjdata.com.au](mailto:admin@pjdata.com.au)
[www.facebook.com/PJHarnessRacing](https://www.facebook.com/PJHarnessRacing)



RISE Digital, Harness Racing Australia nor the provider accepts any responsibility for the completeness or accuracy of any of the information contained herein, and makes no representations about its suitability for any particular purpose. Users should make their own judgements about those matters and/or seek independent advice. You assume all risks associated with use of data provided on this page

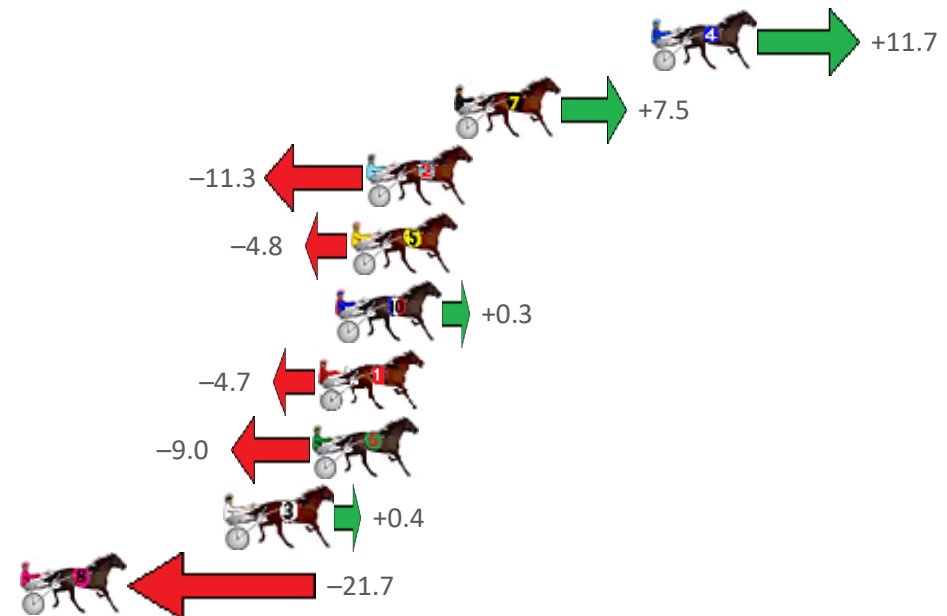
# Gloucester Park Race 2 Distance 2130m

Tuesday, 18 October 2022

Gross Time: 2:36.60 MileRate: 1:58.30 LeadTime: 36.90s First Qtr: 31.10s Second Qtr: 29.80s Third Qtr: 29.50s Fourth Qtr: 29.30s

NoHorse	Plc	Mar	800 Posi	400 Posi	Time	3rd Qtr	4th Qtr
4 WALL STREET GIRL	1	0.0m	11.7m (1)	11.6m (2)	2:36.60	29.48s	28.46s
7 ADDA SPOILT MAJOR	2	7.8m	15.3m (1)	15.1m (2)	2:37.20	29.48s	28.80s
2 SKIPPYS DELIGHT	3	11.3m	0.0m (0)	0.0m (0)	2:37.47	29.50s	30.17s
5 TIGER BY THE TAIL	4	11.9m	7.1m (1)	7.4m (1)	2:37.51	29.52s	29.67s
10 SONIC CHIP	5	12.5m	12.8m (0)	12.4m (1)	2:37.56	29.46s	29.36s
1 ADMIRAL DARCY	6	13.2m	8.5m (0)	8.5m (0)	2:37.61	29.50s	29.69s
6 SHOOT THROUGH	7	13.4m	4.4m (0)	4.7m (0)	2:37.63	29.52s	29.99s
3 BOSTON ROB	8	16.8m	17.2m (0)	15.6m (0)	2:37.89	29.38s	29.45s
8 ALTAMATUM	9	25.0m	3.3m (1)	3.6m (1)	2:38.52	29.52s	30.96s

Finish Position and metres gained from 800m





## Home of Australian Harness Sectionals

PJ Harness Analyser Daily Raw Data directly to your inbox

**NEW** All Victorian Racing added as of 17 January 2022

[www.pjdata.com.au](http://www.pjdata.com.au)
[admin@pjdata.com.au](mailto:admin@pjdata.com.au)
[www.facebook.com/PJHarnessRacing](https://www.facebook.com/PJHarnessRacing)



RISE Digital, Harness Racing Australia nor the provider accepts any responsibility for the completeness or accuracy of any of the information contained herein, and makes no representations about its suitability for any particular purpose. Users should make their own judgements about those matters and/or seek independent advice. You assume all risks associated with use of data provided on this page


# Gloucester Park Race 3 Distance 2130m

Tuesday, 18 October 2022

Gross Time: 2:38.20 MileRate: 1:59.50 LeadTime: 37.70s First Qtr: 31.30s Second Qtr: 30.60s Third Qtr: 29.20s Fourth Qtr: 29.40s

No Horse	Plc	Mar	800 Posi	400 Posi	Time	3rd Qtr	4th Qtr
1 APOLOGIZE	1	0.0m	0.0m (0)	0.0m (0)	2:38.20	29.20s	29.40s
2 DESTINED TO RULE	2	0.8m	10.8m (1)	3.4m (2)	2:38.26	28.66s	29.22s
12 DIAMOND DAZE	3	1.3m	1.9m (1)	2.2m (1)	2:38.30	29.22s	29.34s
6 HEZA HEAD HONCH	4	1.4m	4.7m (0)	3.9m (0)	2:38.31	29.14s	29.23s
8 PER ARDUA AD ASTR	5	2.6m	19.6m (1)	6.1m (3)	2:38.40	28.23s	29.15s
9 LIBBA RACY	6	5.1m	6.6m (1)	7.2m (1)	2:38.59	29.24s	29.27s
5 CAVALRY CALL	7	7.9m	9.1m (0)	8.2m (0)	2:38.81	29.14s	29.41s
11 SEEKNYOUSHALLFIN	8	9.8m	17.1m (0)	16.0m (2)	2:38.96	29.12s	28.99s
10 SAGATIOUS	9	11.5m	13.2m (0)	10.7m (1)	2:39.09	29.02s	29.50s
7 TRINITY BROMAC	10	13.6m	15.2m (1)	11.3m (2)	2:39.25	28.92s	29.62s
3 FRANCO HAMMOND	11	22.4m	23.7m (0)	18.1m (0)	2:39.93	28.80s	29.81s
4 TEPELO STAR	12	22.6m	24.3m (1)	20.6m (1)	2:39.94	28.94s	29.64s

## Finish Position and metres gained from 800m





### Home of Australian Harness Sectionals

PJ Harness Analyser Daily Raw Data directly to your inbox

**NEW** All Victorian Racing added as of 17 January 2022

[www.pjdata.com.au](http://www.pjdata.com.au)
[admin@pjdata.com.au](mailto:admin@pjdata.com.au)
[www.facebook.com/PJHarnessRacing](https://www.facebook.com/PJHarnessRacing)



RISE Digital, Harness Racing Australia nor the provider accepts any responsibility for the completeness or accuracy of any of the information contained herein, and makes no representations about its suitability for any particular purpose. Users should make their own judgements about those matters and/or seek independent advice. You assume all risks associated with use of data provided on this page

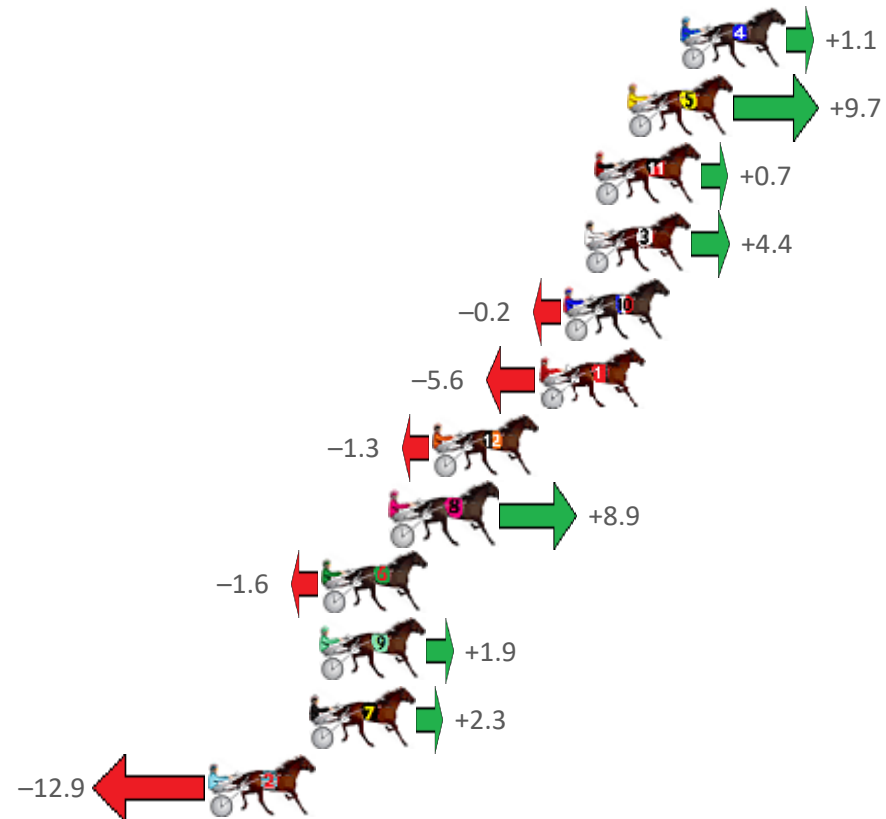
# Gloucester Park Race 4 Distance 2536m

Tuesday, 18 October 2022

Gross Time: 3:08.90 MileRate: 1:59.90 LeadTime: 68.10s First Qtr: 30.90s Second Qtr: 30.70s Third Qtr: 29.40s Fourth Qtr: 29.80s

No Horse	Plc	Mar	800 Posi	400 Posi	Time	3rd Qtr	4th Qtr
4 MISTER FORTUNIA	1	0.0m	1.1m (1)	0.9m (1)	3:08.90	29.38s	29.74s
5 MACHLANI	2	2.1m	11.8m (1)	10.1m (1)	3:09.06	29.28s	29.22s
11 EUPHORIC MOMENT	3	3.4m	4.1m (2)	1.7m (2)	3:09.17	29.22s	29.94s
3 BURGHLEY SHARD	4	3.8m	8.2m (2)	5.5m (2)	3:09.20	29.20s	29.69s
10 STAR ARMBRO	5	4.6m	4.4m (0)	4.6m (0)	3:09.26	29.42s	29.82s
1 BE ON GUARD	6	5.6m	0.0m (0)	0.0m (0)	3:09.34	29.40s	30.24s
12 ROCKNROLL WHITBY	7	9.8m	8.5m (0)	9.0m (0)	3:09.67	29.44s	29.91s
8 BLUE BLAZER	8	11.4m	20.3m (0)	14.4m (1)	3:09.79	28.98s	29.63s
6 JILLIBY JAKE	9	14.2m	12.6m (2)	10.1m (2)	3:10.01	29.22s	30.16s
9 BILLY MACK	10	14.3m	16.2m (0)	13.3m (0)	3:10.02	29.20s	29.94s
7 AUSSIE EDITION	11	14.7m	17.0m (2)	13.4m (3)	3:10.05	29.15s	29.96s
2 ROBBIE EASTON	12	18.7m	5.8m (1)	6.0m (1)	3:10.36	29.42s	30.82s

## Finish Position and metres gained from 800m





### Home of Australian Harness Sectionals

PJ Harness Analyser Daily Raw Data directly to your inbox

**NEW** All Victorian Racing added as of 17 January 2022

[www.pjdata.com.au](http://www.pjdata.com.au)
[admin@pjdata.com.au](mailto:admin@pjdata.com.au)
[www.facebook.com/PJHarnessRacing](https://www.facebook.com/PJHarnessRacing)



RISE Digital, Harness Racing Australia nor the provider accepts any responsibility for the completeness or accuracy of any of the information contained herein, and makes no representations about its suitability for any particular purpose. Users should make their own judgements about those matters and/or seek independent advice. You assume all risks associated with use of data provided on this page


# Gloucester Park Race 5 Distance 1730m

Tuesday, 18 October 2022

Gross Time: 2:07.30 MileRate: 1:58.40 LeadTime: 8.10s First Qtr: 29.50s Second Qtr: 30.30s Third Qtr: 29.60s Fourth Qtr: 29.80s

No Horse	Plc	Mar	800 Posi	400 Posi	Time	3rd Qtr	4th Qtr
11 TORREVEAN AMY	1	0.0m	9.8m (1)	11.1m (1)	2:07.30	29.70s	28.98s
7 SPEEDWAGON	2	0.8m	20.7m (0)	16.3m (0)	2:07.36	29.28s	28.66s
3 HAYWIRE	3	3.6m	0.0m (0)	0.0m (0)	2:07.58	29.60s	30.08s
2 SUNPATRA	4	4.3m	4.1m (0)	4.1m (0)	2:07.64	29.60s	29.84s
5 SMART FACE	5	7.4m	6.0m (1)	7.4m (1)	2:07.88	29.70s	29.84s
10 AY MILTON	6	9.0m	12.0m (0)	12.2m (0)	2:08.00	29.62s	29.60s
1 CAPITOL DAWN	7	9.7m	8.2m (0)	8.1m (0)	2:08.06	29.60s	29.96s
8 PONZI BEACH	8	14.6m	19.0m (1)	20.1m (1)	2:08.44	29.68s	29.46s
6 YANKEEDELIGHT	9	16.0m	14.4m (1)	16.0m (1)	2:08.55	29.72s	29.87s
4 PACIFIC EAGLE	10	19.6m	1.9m (1)	3.6m (1)	2:08.83	29.72s	31.07s
9 KOOLBARDI NAVAJO	11	449.9m	16.3m (0)	299.3m (0)	2:42.43	50.50s	42.83s

Finish Position and metres gained from 800m





## Home of Australian Harness Sectionals

PJ Harness Analyser Daily Raw Data directly to your inbox

**NEW** All Victorian Racing added as of 17 January 2022

[www.pjdata.com.au](http://www.pjdata.com.au)
[admin@pjdata.com.au](mailto:admin@pjdata.com.au)
[www.facebook.com/PJHarnessRacing](https://www.facebook.com/PJHarnessRacing)



RISE Digital, Harness Racing Australia nor the provider accepts any responsibility for the completeness or accuracy of any of the information contained herein, and makes no representations about its suitability for any particular purpose. Users should make their own judgements about those matters and/or seek independent advice. You assume all risks associated with use of data provided on this page




# Gloucester Park Race 6 Distance 2130m

Tuesday, 18 October 2022

Gross Time: 2:38.70 MileRate: 1:59.90 LeadTime: 37.50s First Qtr: 31.00s Second Qtr: 30.50s Third Qtr: 29.70s Fourth Qtr: 30.00s

No Horse	Plc	Mar	800 Posi	400 Posi	Time	3rd Qtr	4th Qtr
1 PIVOTAL	1	0.0m	0.0m (0)	0.0m (0)	2:38.70	29.70s	30.00s
3 TRIPLE BRIE	2	2.3m	0.6m (1)	0.8m (1)	2:38.88	29.72s	30.12s
10 ANOTHER SNAG	3	4.2m	3.8m (0)	4.1m (0)	2:39.03	29.72s	30.03s
8 GREGARMY	4	4.5m	0.6m (2)	2.5m (2)	2:39.05	29.84s	30.17s
7 WATCH ME REACT	5	6.4m	9.5m (1)	6.8m (2)	2:39.20	29.50s	30.00s
9 IAM LAMBROS	6	9.5m	13.3m (1)	10.8m (2)	2:39.45	29.52s	29.94s
11 CARUBA	7	13.7m	8.1m (0)	8.6m (0)	2:39.78	29.74s	30.44s
12 STARS OF GOLD	8	15.6m	11.9m (0)	12.9m (0)	2:39.93	29.78s	30.27s
4 LA SULEIMAN	9	19.5m	20.1m (0)	20.8m (0)	2:40.23	29.76s	29.99s
6 TWENTYNINE TWEL	10	23.8m	17.6m (1)	17.6m (1)	2:40.57	29.70s	30.57s
2 AMERICAN ROCK	11	30.5m	5.2m (1)	9.5m (1)	2:41.10	30.02s	31.69s

Finish Position and metres gained from 800m





## Home of Australian Harness Sectionals

PJ Harness Analyser Daily Raw Data directly to your inbox

**NEW** All Victorian Racing added as of 17 January 2022

[www.pjdata.com.au](http://www.pjdata.com.au)
[admin@pjdata.com.au](mailto:admin@pjdata.com.au)
[www.facebook.com/PJHarnessRacing](https://www.facebook.com/PJHarnessRacing)



RISE Digital, Harness Racing Australia nor the provider accepts any responsibility for the completeness or accuracy of any of the information contained herein, and makes no representations about its suitability for any particular purpose. Users should make their own judgements about those matters and/or seek independent advice. You assume all risks associated with use of data provided on this page

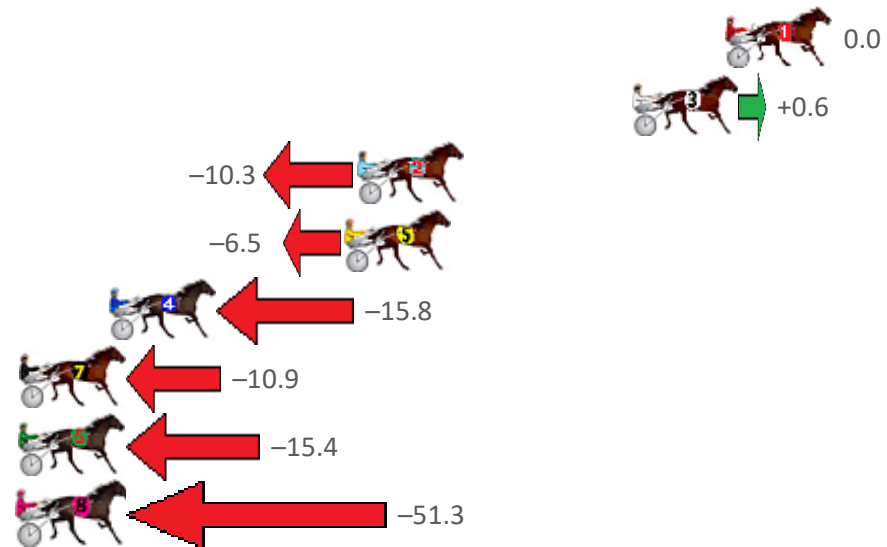
# Gloucester Park Race 7 Distance 2130m

Tuesday, 18 October 2022

Gross Time: 2:37.80 MileRate: 1:59.20 LeadTime: 37.90s First Qtr: 29.60s Second Qtr: 30.60s Third Qtr: 30.10s Fourth Qtr: 29.60s

No Horse	Plc	Mar	800 Posi	400 Posi	Time	3rd Qtr	4th Qtr
1 RODASI	1	0.0m	0.0m (0)	0.3m (0)	2:37.80	30.12s	29.58s
3 JOHNNY LOMBO	2	3.7m	4.3m (1)	0.0m (1)	2:38.09	29.78s	29.89s
2 ROSCOS RESCUE	3	14.6m	4.3m (0)	8.9m (0)	2:38.93	30.44s	30.07s
5 LOUIE LEBEAU	4	15.1m	8.6m (1)	10.5m (2)	2:38.97	30.24s	29.99s
4 LETS ROLL THE DICE	5	24.4m	8.6m (0)	13.5m (0)	2:39.69	30.46s	30.50s
7 JEDREK	6	28.0m	17.1m (1)	17.6m (2)	2:39.97	30.12s	30.47s
6 TIGER TOAST	7	28.5m	13.1m (0)	18.3m (0)	2:40.01	30.48s	30.45s
8 CLOUDY REACTOR	8	51.3m	0.0m (1)	12.4m (1)	2:41.78	31.02s	32.66s

Finish Position and metres gained from 800m





## Home of Australian Harness Sectionals

PJ Harness Analyser Daily Raw Data directly to your inbox

**NEW** All Victorian Racing added as of 17 January 2022

[www.pjdata.com.au](http://www.pjdata.com.au)
[admin@pjdata.com.au](mailto:admin@pjdata.com.au)
[www.facebook.com/PJHarnessRacing](https://www.facebook.com/PJHarnessRacing)



RISE Digital, Harness Racing Australia nor the provider accepts any responsibility for the completeness or accuracy of any of the information contained herein, and makes no representations about its suitability for any particular purpose. Users should make their own judgements about those matters and/or seek independent advice. You assume all risks associated with use of data provided on this page

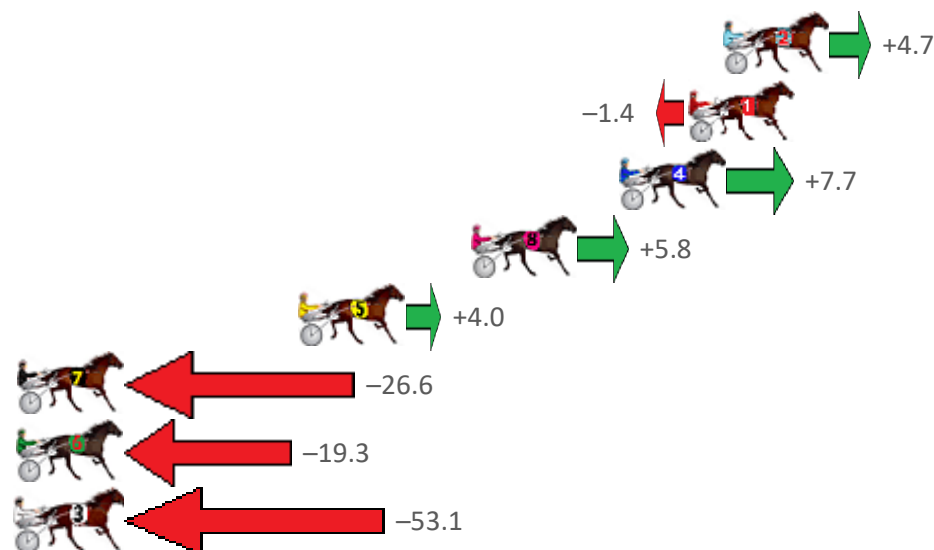
# Gloucester Park Race 8 Distance 2503m

Tuesday, 18 October 2022

Gross Time: 3:18.70 MileRate: 2:06.70 LeadTime: 74.30s First Qtr: 32.00s Second Qtr: 30.60s Third Qtr: 30.60s Fourth Qtr: 31.20s

No Horse	Plc	Mar	800 Posi	400 Posi	Time	3rd Qtr	4th Qtr
2 WESTLAND PEAK	1	0.0m	4.7m (0)	3.4m (1)	3:18.70	30.50s	30.94s
1 SKY EAGLE	2	1.4m	0.0m (0)	0.0m (0)	3:18.81	30.60s	31.31s
4 NICKYS SON	3	4.1m	11.8m (0)	8.1m (0)	3:19.03	30.32s	30.91s
8 LUVAF LAIR	4	10.0m	15.8m (1)	6.6m (2)	3:19.52	29.90s	31.51s
5 ALDEBARAN SUNDO	5	16.8m	20.8m (0)	12.0m (1)	3:20.07	29.94s	31.65s
7 KELL ROAD KID	6	42.6m	16.0m (0)	18.8m (0)	3:22.17	30.82s	33.23s
6 BETTY BOOTZ OFF	7	44.8m	25.5m (0)	23.5m (1)	3:22.35	30.46s	33.05s
3 LUCKY CHARM	8	55.5m	2.4m (1)	16.7m (1)	3:23.23	31.70s	34.44s

Finish Position and metres gained from 800m





## Home of Australian Harness Sectionals

PJ Harness Analyser Daily Raw Data directly to your inbox

**NEW** All Victorian Racing added as of 17 January 2022

[www.pjdata.com.au](http://www.pjdata.com.au)
[admin@pjdata.com.au](mailto:admin@pjdata.com.au)
[www.facebook.com/PJHarnessRacing](https://www.facebook.com/PJHarnessRacing)



RISE Digital, Harness Racing Australia nor the provider accepts any responsibility for the completeness or accuracy of any of the information contained herein, and makes no representations about its suitability for any particular purpose. Users should make their own judgements about those matters and/or seek independent advice. You assume all risks associated with use of data provided on this page



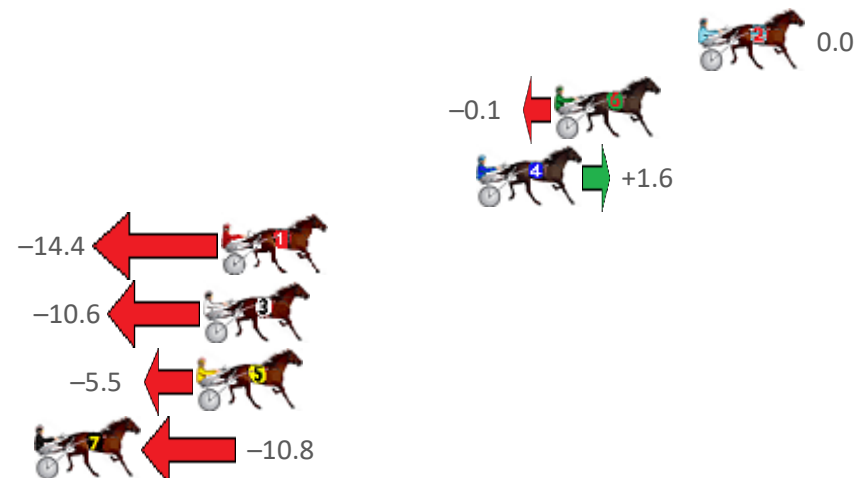
# Gloucester Park Race 9 Distance 1730m

Tuesday, 18 October 2022

Gross Time: 2:07.10 MileRate: 1:58.20 LeadTime: 8.00s First Qtr: 30.80s Second Qtr: 30.80s Third Qtr: 28.60s Fourth Qtr: 28.90s

No Horse	Plc	Mar	800 Posi	400 Posi	Time	3rd Qtr	4th Qtr
2 BETWEEN TWO THO	1	0.0m	0.0m (0)	0.0m (0)	2:07.10	28.60s	28.90s
6 OUR LADY JEN	2	5.7m	5.6m (1)	4.8m (1)	2:07.53	28.54s	28.99s
4 FLY TO FAME	3	8.8m	10.4m (1)	9.0m (1)	2:07.77	28.50s	28.93s
1 QUATTROSE	4	18.9m	4.5m (0)	6.4m (0)	2:08.53	28.74s	29.87s
3 FEELING EMPATHY	5	19.6m	9.0m (0)	11.5m (0)	2:08.59	28.78s	29.57s
5 EKARA NAVAJO	6	19.9m	14.4m (0)	16.0m (0)	2:08.61	28.72s	29.27s
7 IMAHERO	7	26.3m	15.5m (1)	15.7m (1)	2:09.09	28.62s	29.77s

## Finish Position and metres gained from 800m





### Home of Australian Harness Sectionals

PJ Harness Analyser Daily Raw Data directly to your inbox

**NEW** All Victorian Racing added as of 17 January 2022

[www.pjdata.com.au](http://www.pjdata.com.au)
[admin@pjdata.com.au](mailto:admin@pjdata.com.au)
[www.facebook.com/PJHarnessRacing](https://www.facebook.com/PJHarnessRacing)



RISE Digital, Harness Racing Australia nor the provider accepts any responsibility for the completeness or accuracy of any of the information contained herein, and makes no representations about its suitability for any particular purpose. Users should make their own judgements about those matters and/or seek independent advice. You assume all risks associated with use of data provided on this page