

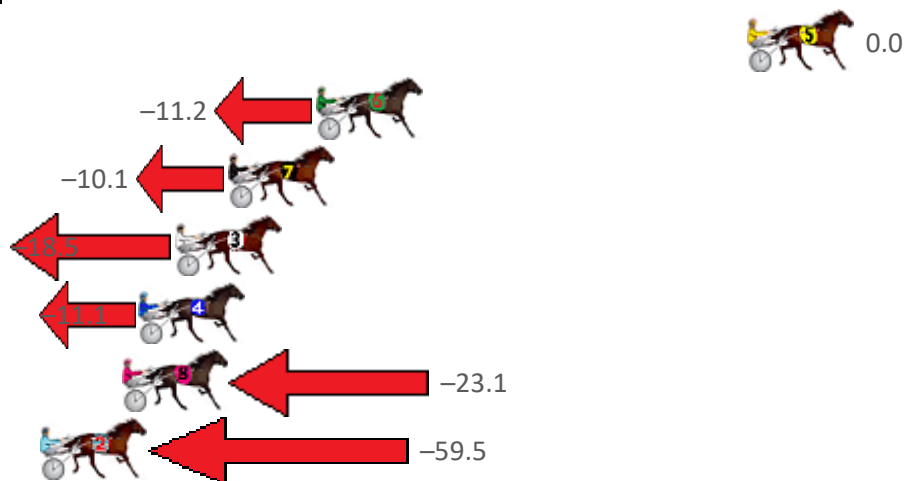
Gloucester Park Race 1 Distance 2130m

Tuesday, 25 October 2022

Gross Time: 2:34.20 MileRate: 1:56.50 LeadTime: 36.70s First Qtr: 31.00s Second Qtr: 29.70s Third Qtr: 28.50s Fourth Qtr: 28.30s

NoHorse	Plc	Mar	800 Posi	400 Posi	Time	3rd Qtr	4th Qtr
5 HES NEVER BEEN BE	1	0.0m	0.0m (0)	0.0m (0)	2:34.20	28.50s	28.30s
6 TOMMY CARTA	2	17.1m	5.9m (1)	8.3m (1)	2:35.47	28.66s	28.99s
7 FESS UP	3	20.6m	10.5m (1)	12.2m (1)	2:35.73	28.62s	28.97s
3 HEEZ GOOD AS GOL	4	22.7m	4.2m (0)	5.4m (0)	2:35.89	28.58s	29.61s
4 MARBEECHSAM	5	24.1m	13.0m (0)	16.5m (1)	2:35.99	28.74s	28.93s
8 SOHO FIRESTONE	6	24.8m	1.7m (1)	3.7m (1)	2:36.04	28.64s	29.88s
2 FLASHING ARK	7	68.0m	8.5m (0)	13.0m (0)	2:39.26	28.82s	32.44s

Finish Position and metres gained from 800m



Home of Australian Harness Sectionals
 PJ Harness Analyser Daily Raw Data directly to your inbox

All Victorian Racing added as of 17 January 2022

www.pjdata.com.au admin@pjdata.com.au www.facebook.com/PJHarnessRacing


RISE Digital, Harness Racing Australia nor the provider accepts any responsibility for the completeness or accuracy of any of the information contained herein, and makes no representations about its suitability for any particular purpose. Users should make their own judgements about those matters and/or seek independent advice. You assume all risks associated with use of data provided on this page

Gloucester Park Race 2 Distance 1730m

Tuesday, 25 October 2022

Gross Time: 2:05.70 MileRate: 1:56.90 LeadTime: 8.20s First Qtr: 29.70s Second Qtr: 29.70s Third Qtr: 28.40s Fourth Qtr: 29.70s

NoHorse	Plc	Mar	800 Posi	400 Posi	Time	3rd Qtr	4th Qtr
1 HEZA HEAD HONCH	1	0.0m	0.0m (0)	0.0m (0)	2:05.70	28.40s	29.70s
2 TRIPLE BRIE	2	5.4m	5.7m (1)	8.3m (1)	2:06.12	28.60s	29.52s
12 MIRACLE MAX	3	6.3m	9.1m (0)	10.8m (0)	2:06.19	28.54s	29.41s
10 DIAMONDSONTHEB	4	8.5m	5.1m (0)	6.7m (0)	2:06.36	28.52s	29.88s
4 SAGATIOUS	5	8.9m	10.8m (1)	11.1m (2)	2:06.39	28.44s	29.59s
5 DESTINED TO RULE	6	10.9m	15.3m (1)	14.7m (2)	2:06.55	28.38s	29.48s
6 SIDSTREPO	7	12.2m	19.6m (1)	17.5m (1)	2:06.65	28.28s	29.39s
3 PER ARDUA AD ASTR	8	13.2m	1.7m (1)	3.1m (1)	2:06.73	28.50s	30.51s
9 CAVALRY CALL	9	13.2m	13.6m (0)	16.1m (0)	2:06.73	28.60s	29.57s
7 JOHNNY LOMBO	10	14.2m	24.1m (1)	17.3m (3)	2:06.81	27.95s	29.56s



Home of Australian Harness Sectionals
 PJ Harness Analyser Daily Raw Data directly to your inbox

NEW All Victorian Racing added as of 17 January 2022

www.pjdata.com.au admin@pjdata.com.au www.facebook.com/PJHarnessRacing

RISE Digital, Harness Racing Australia nor the provider accepts any responsibility for the completeness or accuracy of any of the information contained herein, and makes no representations about its suitability for any particular purpose. Users should make their own judgements about those matters and/or seek independent advice. You assume all risks associated with use of data provided on this page

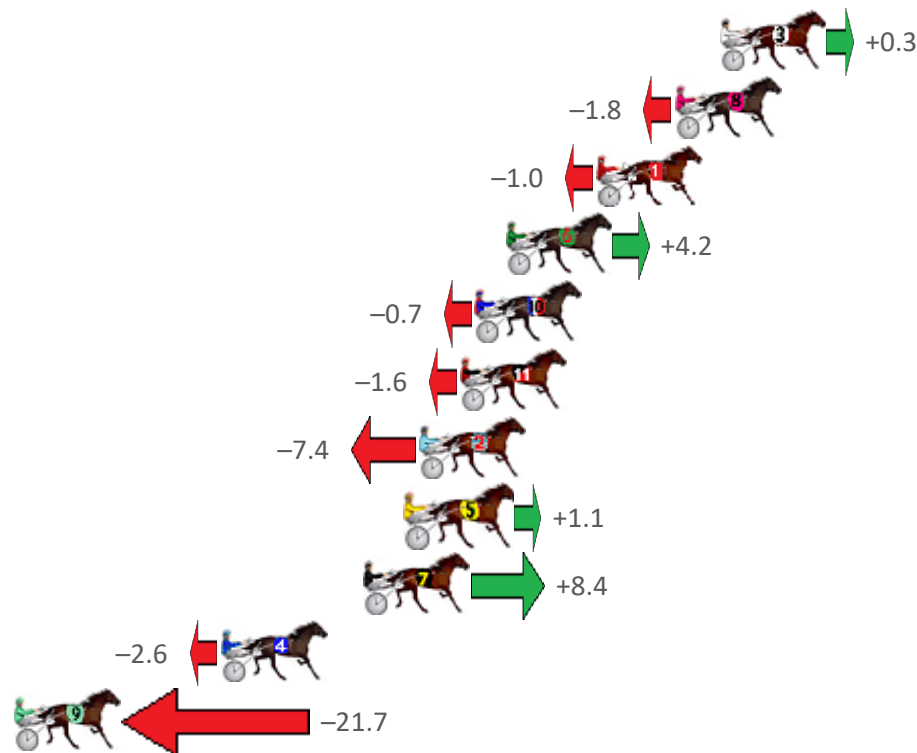
Gloucester Park Race 3 Distance 2130m

Tuesday, 25 October 2022

Gross Time: 2:37.50 MileRate: 1:59.00 LeadTime: 37.70s First Qtr: 31.20s Second Qtr: 30.20s Third Qtr: 28.60s Fourth Qtr: 29.80s

NoHorse	Plc	Mar	800 Posi	400 Posi	Time	3rd Qtr	4th Qtr
3 CHAMPAGNE EVERY	1	0.0m	0.3m (0)	0.0m (0)	2:37.50	28.58s	29.80s
8 LET IT LINGA	2	1.8m	0.0m (1)	2.0m (1)	2:37.64	28.74s	29.80s
1 ARK OF ROCK	3	4.9m	3.9m (0)	4.4m (0)	2:37.88	28.64s	29.86s
6 GLORAFILIA	4	8.5m	12.7m (1)	12.4m (1)	2:38.16	28.60s	29.56s
10 GODDESS OF REASO	5	9.7m	9.0m (0)	9.7m (0)	2:38.26	28.66s	29.86s
11 JOELENE	6	10.3m	8.7m (1)	8.9m (2)	2:38.30	28.62s	29.96s
2 VALHALLA MISS	7	11.9m	4.5m (1)	6.4m (1)	2:38.43	28.74s	30.27s
5 OUR STAR BILLING	8	12.4m	13.5m (0)	14.3m (0)	2:38.47	28.68s	29.73s
7 SHEHADI	9	14.1m	22.5m (0)	27.0m (1)	2:38.60	28.96s	28.94s
4 TRINITY BROMAC	10	19.8m	17.2m (1)	19.9m (1)	2:39.05	28.82s	29.90s
9 HOW GOUDA SHE	11	39.7m	18.0m (0)	25.1m (0)	2:40.60	29.14s	31.08s

Finish Position and metres gained from 800m



Home of Australian Harness Sectionals
 PJ Harness Analyser Daily Raw Data directly to your inbox

All Victorian Racing added as of 17 January 2022

www.pjdata.com.au admin@pjdata.com.au www.facebook.com/PJHarnessRacing

RISE Digital, Harness Racing Australia nor the provider accepts any responsibility for the completeness or accuracy of any of the information contained herein, and makes no representations about its suitability for any particular purpose. Users should make their own judgements about those matters and/or seek independent advice. You assume all risks associated with use of data provided on this page

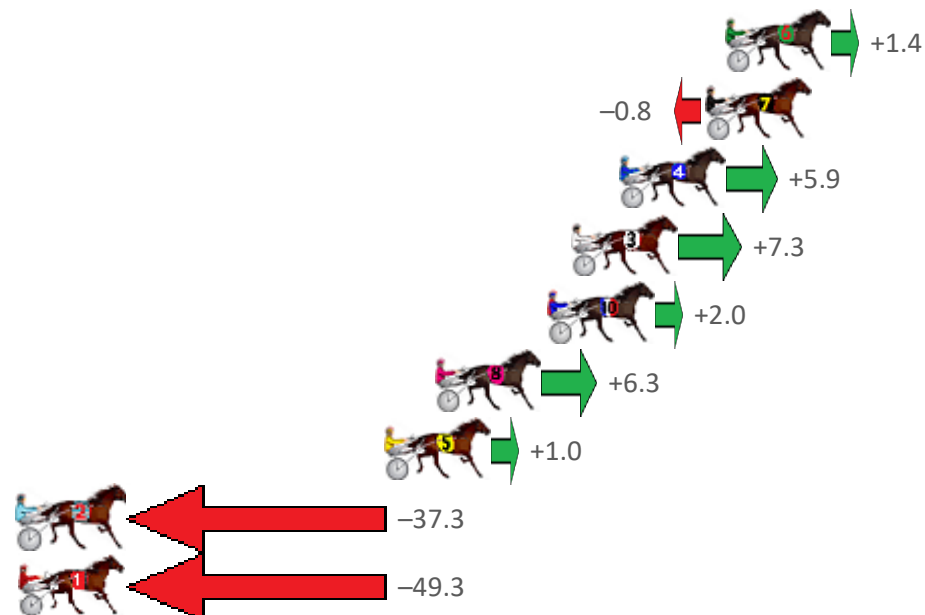
Gloucester Park Race 4 Distance 2130m

Tuesday, 25 October 2022

Gross Time: 2:37.40 MileRate: 1:58.90 LeadTime: 37.60s First Qtr: 28.40s Second Qtr: 30.90s Third Qtr: 29.40s Fourth Qtr: 31.10s

NoHorse	Plc	Mar	800 Posi	400 Posi	Time	3rd Qtr	4th Qtr
6 BURGHLEY SHARD	1	0.0m	1.4m (1)	4.5m (0)	2:37.40	29.64s	30.76s
7 GETN WIGGY WITHIT	2	0.8m	0.0m (0)	0.0m (0)	2:37.47	29.40s	31.17s
4 APOLOGIZE	3	4.2m	10.1m (1)	10.4m (1)	2:37.74	29.44s	30.66s
3 TRITTRITTBANGBAN	4	6.1m	13.4m (0)	16.6m (2)	2:37.90	29.66s	30.35s
10 FLEUR DU MAQUIS	5	7.0m	9.0m (0)	17.9m (1)	2:37.97	30.08s	30.33s
8 ROCKNROLL WHITBY	6	11.5m	17.8m (0)	21.3m (2)	2:38.34	29.70s	30.43s
5 JILLIBY JAKE	7	13.5m	14.5m (1)	15.2m (3)	2:38.50	29.49s	31.05s
2 POCKETFULOFPEPPE	8	43.1m	5.8m (1)	14.1m (0)	2:40.90	30.04s	33.54s
1 BATAVIA BLACKHOLE	9	53.4m	4.1m (0)	18.9m (0)	2:41.74	30.52s	34.02s

Finish Position and metres gained from 800m



Home of Australian Harness Sectionals
 PJ Harness Analyser Daily Raw Data directly to your inbox

All Victorian Racing added as of 17 January 2022

www.pjdata.com.au
 admin@pjdata.com.au
 www.facebook.com/PJHarnessRacing

RISE Digital, Harness Racing Australia nor the provider accepts any responsibility for the completeness or accuracy of any of the information contained herein, and makes no representations about its suitability for any particular purpose. Users should make their own judgements about those matters and/or seek independent advice. You assume all risks associated with use of data provided on this page

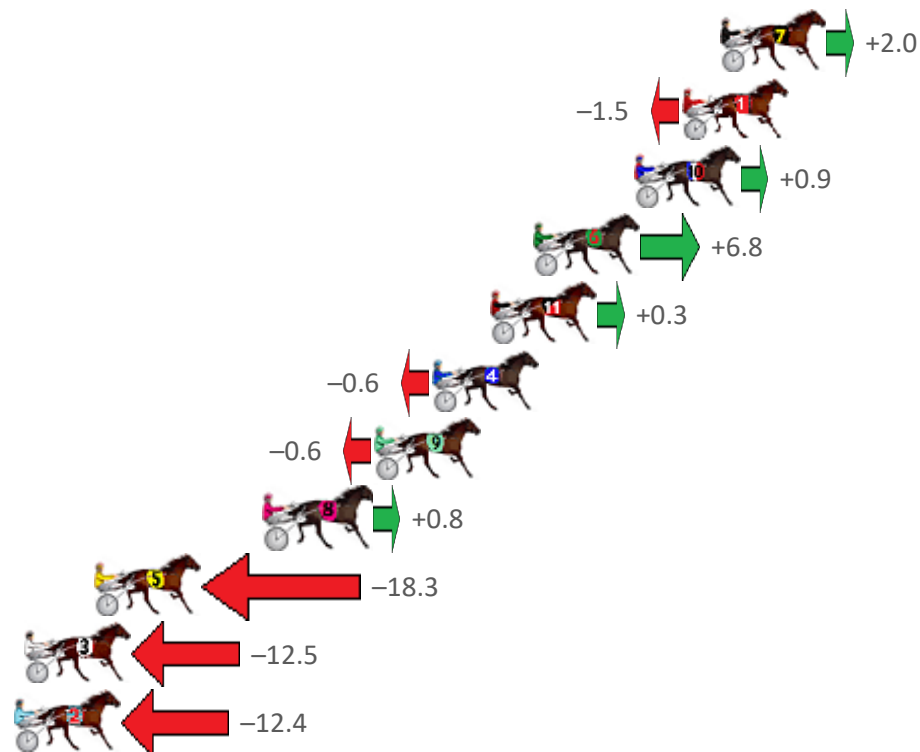
Gloucester Park Race 5 Distance 2130m

Tuesday, 25 October 2022

Gross Time: 2:36.60 MileRate: 1:58.30 LeadTime: 36.70s First Qtr: 31.10s Second Qtr: 31.30s Third Qtr: 28.30s Fourth Qtr: 29.20s

NoHorse	Plc	Mar	800 Posi	400 Posi	Time	3rd Qtr	4th Qtr
7 COOL WATER PADDY	1	0.0m	2.0m (1)	2.8m (1)	2:36.60	28.36s	29.00s
1 BLUE BLAZER	2	1.5m	0.0m (0)	0.0m (0)	2:36.71	28.30s	29.31s
10 VINTAGE BLU	3	3.4m	4.3m (0)	3.9m (0)	2:36.86	28.28s	29.18s
6 EUSTON FLYER	4	7.4m	14.2m (0)	14.0m (0)	2:37.17	28.30s	28.77s
11 ROBBIE EASTON	5	9.1m	9.4m (0)	9.5m (0)	2:37.30	28.32s	29.22s
4 ROCKMENOW	6	11.4m	10.8m (1)	17.4m (1)	2:37.47	28.78s	28.83s
9 EUPHORIC MOMENT	7	13.7m	13.1m (2)	14.9m (2)	2:37.65	28.44s	29.19s
8 WHOSWHOINTHEZO	8	18.0m	18.8m (2)	19.7m (2)	2:37.98	28.38s	29.17s
5 IM SPIDERMAN	9	24.8m	6.5m (1)	11.2m (1)	2:38.50	28.64s	30.30s
3 BURNING RUBBER	10	27.6m	15.1m (1)	21.9m (1)	2:38.71	28.80s	29.75s
2 FLYING MISTER IDEA	11	30.9m	18.5m (0)	22.7m (0)	2:38.97	28.62s	29.95s

Finish Position and metres gained from 800m



Home of Australian Harness Sectionals

PJ Harness Analyser Daily Raw Data directly to your inbox

NEW All Victorian Racing added as of 17 January 2022

www.pjdata.com.au
 admin@pjdata.com.au
 www.facebook.com/PJHarnessRacing

RISE Digital, Harness Racing Australia nor the provider accepts any responsibility for the completeness or accuracy of any of the information contained herein, and makes no representations about its suitability for any particular purpose. Users should make their own judgements about those matters and/or seek independent advice. You assume all risks associated with use of data provided on this page

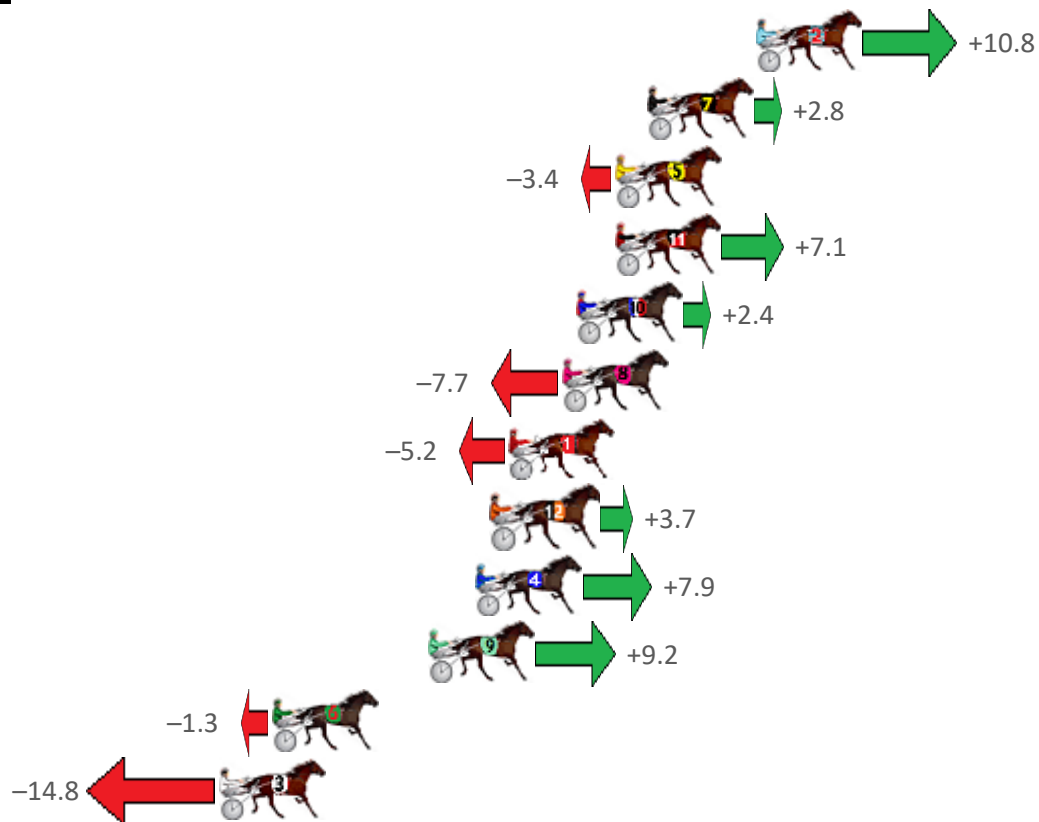
Gloucester Park Race 6 Distance 1730m

Tuesday, 25 October 2022

Gross Time: 2:07.80 MileRate: 1:58.90 LeadTime: 7.60s First Qtr: 29.80s Second Qtr: 30.70s Third Qtr: 29.70s Fourth Qtr: 30.00s

NoHorse	Plc	Mar	800 Posi	400 Posi	Time	3rd Qtr	4th Qtr
2 GREGARMY	1	0.0m	10.8m (2)	4.9m (2)	2:07.80	29.26s	29.64s
7 CROWDED REACTOR	2	4.3m	7.1m (2)	0.6m (2)	2:08.14	29.22s	30.29s
5 STAR ARMBRO	3	5.6m	2.2m (1)	0.0m (1)	2:08.24	29.54s	30.44s
11 WATTABOUT RIOLI	4	5.6m	12.7m (1)	9.0m (2)	2:08.24	29.42s	29.78s
10 HERE COMES SHARKI	5	7.1m	9.5m (0)	8.6m (0)	2:08.36	29.64s	29.92s
8 SHOOT THROUGH	6	7.7m	0.0m (0)	0.0m (0)	2:08.41	29.70s	30.61s
1 BOSTON ROB	7	9.8m	4.6m (0)	4.1m (0)	2:08.57	29.66s	30.47s
12 TYRON TERRANOVA	8	10.4m	14.1m (0)	11.4m (1)	2:08.62	29.50s	29.98s
4 TEPELO STAR	9	11.1m	19.0m (0)	15.1m (0)	2:08.67	29.42s	29.75s
9 IAM LAMBROS	10	13.0m	22.2m (1)	17.3m (1)	2:08.82	29.34s	29.74s
6 TWENTYNINE TWEL	11	19.2m	17.9m (1)	13.8m (2)	2:09.31	29.40s	30.48s
3 DWAYNE	12	21.3m	6.5m (1)	6.0m (1)	2:09.47	29.66s	31.23s

Finish Position and metres gained from 800m



Home of Australian Harness Sectionals

PJ Harness Analyser Daily Raw Data directly to your inbox

NEW All Victorian Racing added as of 17 January 2022

www.pjdata.com.au
 admin@pjdata.com.au
 www.facebook.com/PJHarnessRacing

RISE Digital, Harness Racing Australia nor the provider accepts any responsibility for the completeness or accuracy of any of the information contained herein, and makes no representations about its suitability for any particular purpose. Users should make their own judgements about those matters and/or seek independent advice. You assume all risks associated with use of data provided on this page

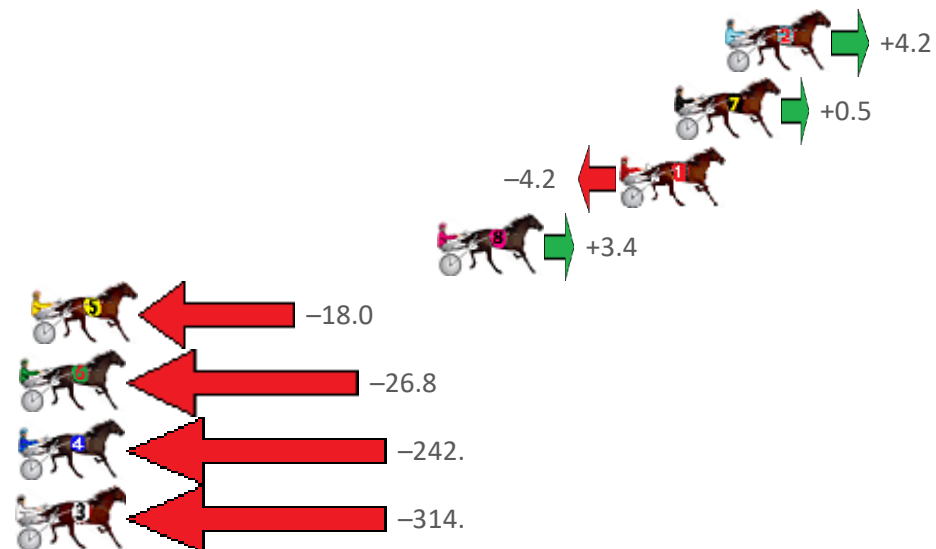
Gloucester Park Race 7 Distance 2130m

Tuesday, 25 October 2022

Gross Time: 2:37.90 MileRate: 1:59.30 LeadTime: 38.30s First Qtr: 30.60s Second Qtr: 30.00s Third Qtr: 28.90s Fourth Qtr: 30.10s

NoHorse	Plc	Mar	800 Posi	400 Posi	Time	3rd Qtr	4th Qtr
2 EGYPTIAN QUEEN	1	0.0m	4.2m (0)	3.8m (0)	2:37.90	28.88s	29.82s
7 CYCLONE CHARLOTT	2	2.0m	2.5m (1)	1.9m (1)	2:38.06	28.86s	30.12s
1 ELSAMAY	3	4.2m	0.0m (0)	0.0m (0)	2:38.23	28.90s	30.43s
8 PATH OF GOLD	4	11.4m	14.8m (1)	16.7m (1)	2:38.80	29.06s	29.78s
5 AY MILTON	5	27.5m	9.5m (0)	16.1m (0)	2:40.07	29.40s	31.09s
6 FOUR STARZZZ HAW	6	42.4m	15.6m (0)	22.9m (0)	2:41.24	29.46s	31.76s
4 SMART FACE	7	249.0m	6.7m (1)	164.5m (1)	2:57.53	40.48s	37.67s
3 CULLEN STAR	8	325.5m	10.9m (1)	216.3m (1)	3:03.56	43.98s	39.90s

Finish Position and metres gained from 800m



Home of Australian Harness Sectionals
 PJ Harness Analyser Daily Raw Data directly to your inbox

NEW All Victorian Racing added as of 17 January 2022

www.pjdata.com.au
 admin@pjdata.com.au
 www.facebook.com/PJHarnessRacing

RISE Digital, Harness Racing Australia nor the provider accepts any responsibility for the completeness or accuracy of any of the information contained herein, and makes no representations about its suitability for any particular purpose. Users should make their own judgements about those matters and/or seek independent advice. You assume all risks associated with use of data provided on this page

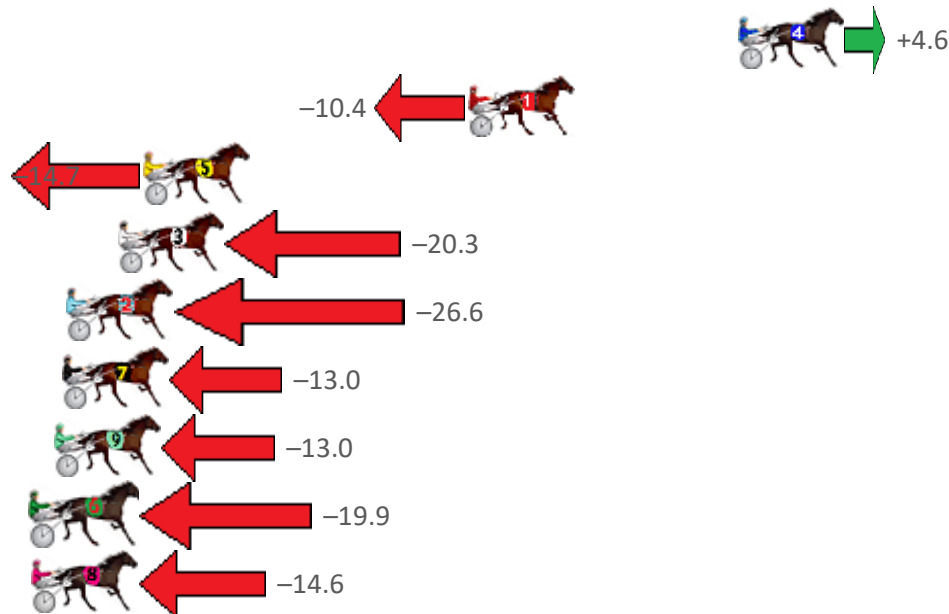
Gloucester Park Race 8 Distance 2130m

Tuesday, 25 October 2022

Gross Time: 2:41.30 MileRate: 2:01.90 LeadTime: 42.10s First Qtr: 29.80s Second Qtr: 31.20s Third Qtr: 29.70s Fourth Qtr: 28.50s

NoHorse	Plc	Mar	800 Posi	400 Posi	Time	3rd Qtr	4th Qtr
4 YA BETTOR FOLLOW	1	0.0m	4.6m (1)	0.3m (2)	2:41.30	29.38s	28.48s
1 PASTER TEDESCO	2	10.7m	0.3m (0)	0.0m (0)	2:42.10	29.68s	29.30s
5 BOSTON BLUE CHIP	3	23.6m	8.9m (0)	6.6m (0)	2:43.07	29.52s	29.79s
3 PACIFIC EAGLE	4	24.6m	4.3m (0)	5.0m (1)	2:43.14	29.74s	29.98s
2 SUNPATRA	5	26.6m	0.0m (1)	0.9m (1)	2:43.29	29.76s	30.43s
7 SPEEDWAGON	6	26.8m	13.8m (1)	10.3m (1)	2:43.31	29.42s	29.76s
9 DIAMOND DANCE	7	27.1m	14.1m (0)	11.1m (0)	2:43.33	29.46s	29.73s
6 PONZI BEACH	8	29.7m	9.8m (1)	8.4m (2)	2:43.52	29.58s	30.12s
8 TRUNKEY CARRAWA	9	33.0m	18.4m (1)	15.0m (1)	2:43.77	29.42s	29.89s

Finish Position and metres gained from 800m





Home of Australian Harness Sectionals
 PJ Harness Analyser Daily Raw Data directly to your inbox

All Victorian Racing added as of 17 January 2022

www.pjdata.com.au
 admin@pjdata.com.au
 www.facebook.com/PJHarnessRacing



RISE Digital, Harness Racing Australia nor the provider accepts any responsibility for the completeness or accuracy of any of the information contained herein, and makes no representations about its suitability for any particular purpose. Users should make their own judgements about those matters and/or seek independent advice. You assume all risks associated with use of data provided on this page

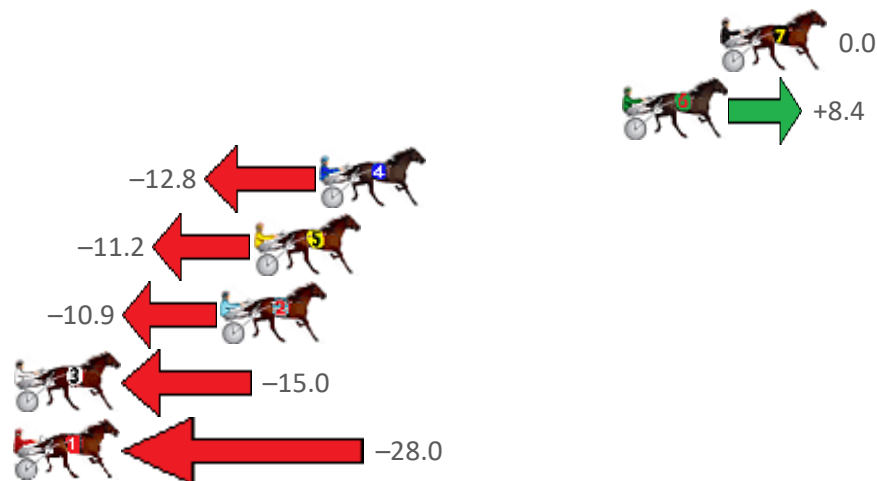
Gloucester Park Race 9 Distance 2130m

Tuesday, 25 October 2022

Gross Time: 2:37.70 MileRate: 1:59.20 LeadTime: 37.70s First Qtr: 31.30s Second Qtr: 30.80s Third Qtr: 28.80s Fourth Qtr: 29.10s

NoHorse	Plc	Mar	800 Posi	400 Posi	Time	3rd Qtr	4th Qtr
7 MISS SERENADE	1	0.0m	0.0m (0)	0.0m (0)	2:37.70	28.80s	29.10s
6 WALL STREET GIRL	2	3.9m	12.3m (1)	6.2m (2)	2:38.00	28.36s	28.95s
4 SONIC CHIP	3	15.9m	3.1m (1)	5.3m (1)	2:38.91	28.96s	29.93s
5 ADMIRAL DARCY	4	18.5m	7.3m (1)	10.0m (1)	2:39.11	29.00s	29.79s
2 JUST ROC	5	19.8m	8.9m (0)	12.8m (0)	2:39.21	29.08s	29.69s
3 SECRET REACTION	6	28.7m	13.7m (0)	15.3m (1)	2:39.89	28.92s	30.19s
1 BATTLESCARD	7	32.5m	4.5m (0)	8.3m (0)	2:40.18	29.08s	30.98s

Finish Position and metres gained from 800m





Home of Australian Harness Sectionals
 PJ Harness Analyser Daily Raw Data directly to your inbox

NEW All Victorian Racing added as of 17 January 2022

www.pjdata.com.au
 admin@pjdata.com.au
 www.facebook.com/PJHarnessRacing



RISE Digital, Harness Racing Australia nor the provider accepts any responsibility for the completeness or accuracy of any of the information contained herein, and makes no representations about its suitability for any particular purpose. Users should make their own judgements about those matters and/or seek independent advice. You assume all risks associated with use of data provided on this page