

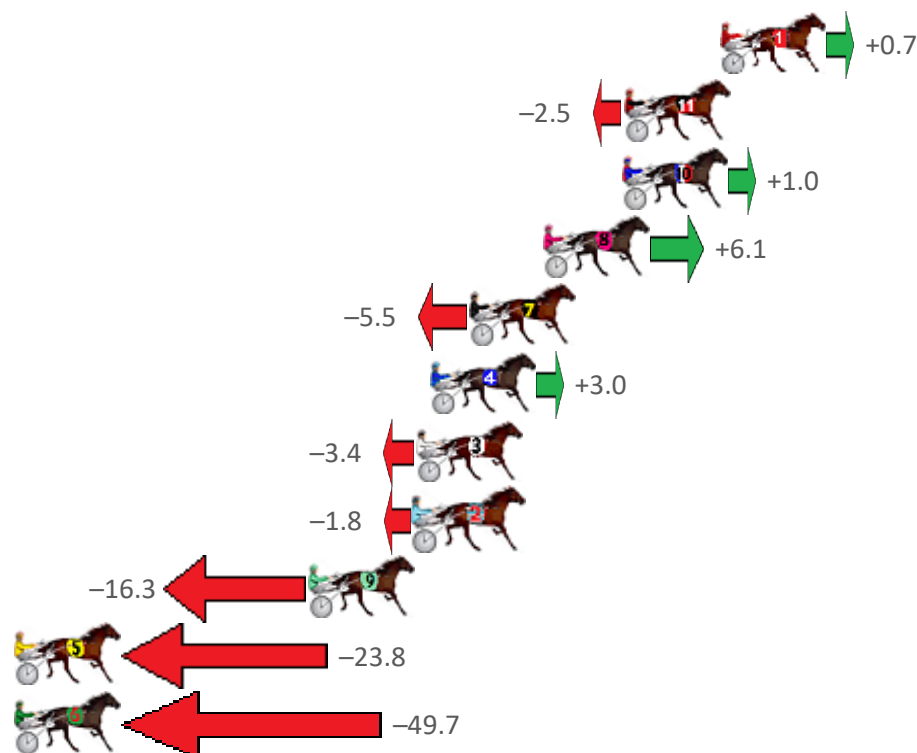
Gloucester Park Race 1 Distance 2130m

Friday, 28 October 2022

Gross Time: 2:34.80 MileRate: 1:56.90 LeadTime: 36.60s First Qtr: 30.80s Second Qtr: 30.10s Third Qtr: 28.50s Fourth Qtr: 28.80s

No Horse	Plc	Mar	800 Posi	400 Posi	Time	3rd Qtr	4th Qtr
1 WHATABRO	1	0.0m 0.7m (0)	0.0m (0)	2:34.80	28.45s	28.80s	
11 FANCI A DANCE	2	3.8m 1.3m (2)	1.5m (2)	2:35.09	28.51s	28.98s	
10 DOC HOLLIDAY	3	3.9m 4.9m (0)	3.9m (0)	2:35.09	28.43s	28.81s	
8 BLITZEMBYE	4	7.0m 13.1m (2)	6.8m (2)	2:35.33	28.05s	28.85s	
7 THEO AVIATOR	5	9.9m 4.4m (1)	7.3m (1)	2:35.55	28.71s	29.03s	
4 ALTA RHETT	6	11.5m 14.5m (0)	13.5m (0)	2:35.67	28.43s	28.71s	
3 MIRRAGON	7	12.0m 8.6m (1)	11.3m (1)	2:35.71	28.69s	28.91s	
2 PIERRE WHITBY	8	12.1m 10.3m (0)	9.3m (0)	2:35.71	28.43s	29.05s	
9 STAMFORD	9	16.3m 0.0m (1)	3.1m (1)	2:36.03	28.72s	29.81s	
5 IAMTHEFIRECRACKER	10	36.7m 12.9m (1)	18.3m (1)	2:37.57	28.89s	30.27s	
6 MATTJESTIC STAR	11	119.3m 69.6m (0)	78.4m (0)	2:43.82	29.15s	32.24s	

Finish Position and metres gained from 800m





Home of Australian Harness Sectionals

PJ Harness Analyser Daily Raw Data directly to your inbox

NEW All Victorian Racing added as of 17 January 2022

www.pjdata.com.au
admin@pjdata.com.au
www.facebook.com/PJHarnessRacing



RISE Digital, Harness Racing Australia nor the provider accepts any responsibility for the completeness or accuracy of any of the information contained herein, and makes no representations about its suitability for any particular purpose. Users should make their own judgements about those matters and/or seek independent advice. You assume all risks associated with use of data provided on this page

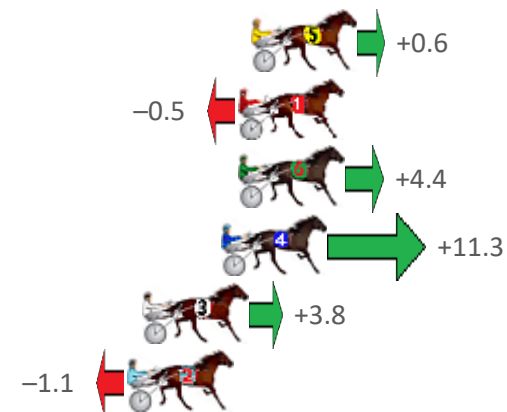
Gloucester Park Race 2 Distance 2130m

Friday, 28 October 2022

Gross Time: 2:38.70 MileRate: 1:59.90 LeadTime: 40.50s First Qtr: 30.90s Second Qtr: 30.20s Third Qtr: 29.70s Fourth Qtr: 27.40s

No Horse	Plc	Mar	800 Posi	400 Posi	Time	3rd Qtr	4th Qtr
5 FINVARRA	1	0.0m	0.6m (1)	0.6m (1)	2:38.70	29.70s	27.36s
1 ARMA EINSTEIN	2	0.5m	0.0m (0)	0.0m (0)	2:38.74	29.70s	27.44s
6 ELDAYTONA	3	0.5m	4.9m (1)	4.5m (1)	2:38.74	29.66s	27.11s
4 BEAT CITY	4	1.2m	12.5m (0)	12.7m (0)	2:38.79	29.68s	26.59s
3 KNOW WHEN TO RU	5	4.3m	8.1m (0)	8.2m (0)	2:39.01	29.68s	27.13s
2 WILL I ROCKNROLL	6	4.9m	3.8m (0)	3.7m (0)	2:39.05	29.68s	27.49s

Finish Position and metres gained from 800m





Home of Australian Harness Sectionals

PJ Harness Analyser Daily Raw Data directly to your inbox

NEW All Victorian Racing added as of 17 January 2022

www.pjdata.com.au
admin@pjdata.com.au
www.facebook.com/PJHarnessRacing



RISE Digital, Harness Racing Australia nor the provider accepts any responsibility for the completeness or accuracy of any of the information contained herein, and makes no representations about its suitability for any particular purpose. Users should make their own judgements about those matters and/or seek independent advice. You assume all risks associated with use of data provided on this page

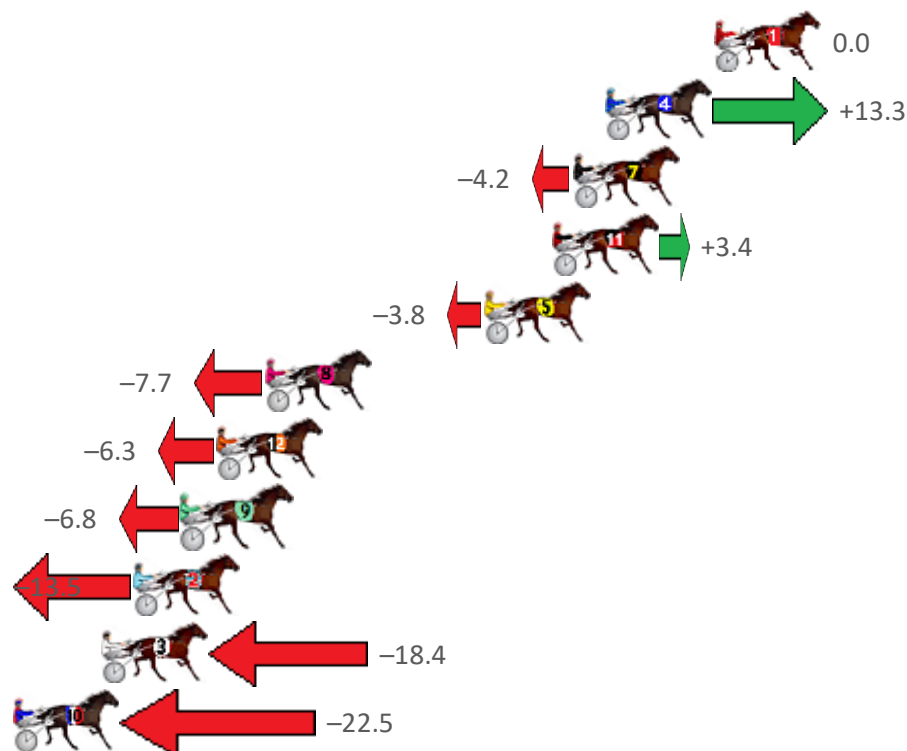
Gloucester Park Race 3 Distance 2130m

Friday, 28 October 2022

Gross Time: 2:35.10 MileRate: 1:57.20 LeadTime: 36.50s First Qtr: 30.20s Second Qtr: 29.60s Third Qtr: 28.80s Fourth Qtr: 30.00s

No Horse	Plc	Mar	800 Posi	400 Posi	Time	3rd Qtr	4th Qtr
1 BEEN SCOOTIN	1	0.0m	0.0m (0)	0.0m (0)	2:35.10	28.80s	30.00s
4 ARDENS HORIZON	2	4.3m	17.6m (0)	18.9m (1)	2:35.44	28.92s	28.96s
7 SOHO DOW JONES	3	5.6m	1.4m (1)	3.0m (1)	2:35.54	28.92s	30.22s
11 ROCKMYSTER	4	6.4m	9.8m (0)	15.9m (0)	2:35.60	29.26s	29.34s
5 SEVEN NO TRUMPS	5	9.1m	5.3m (1)	7.1m (0)	2:35.82	28.94s	30.20s
8 ETON ROCK	6	17.8m	10.1m (2)	12.4m (2)	2:36.50	28.98s	30.49s
12 STRENGTH AND HO	7	19.7m	13.4m (0)	19.4m (0)	2:36.65	29.26s	30.13s
9 MR CHIP	8	21.1m	14.3m (1)	16.2m (2)	2:36.76	28.96s	30.47s
2 HOPPYS WAY	9	23.0m	9.5m (1)	13.2m (1)	2:36.91	29.08s	30.85s
3 ARMA XFACTOR	10	24.3m	5.9m (2)	8.0m (1)	2:37.01	28.96s	31.33s
10 RODASI	11	27.8m	5.3m (0)	11.2m (0)	2:37.28	29.24s	31.36s

Finish Position and metres gained from 800m





Home of Australian Harness Sectionals

PJ Harness Analyser Daily Raw Data directly to your inbox

NEW All Victorian Racing added as of 17 January 2022

www.pjdata.com.au
admin@pjdata.com.au
www.facebook.com/PJHarnessRacing



RISE Digital, Harness Racing Australia nor the provider accepts any responsibility for the completeness or accuracy of any of the information contained herein, and makes no representations about its suitability for any particular purpose. Users should make their own judgements about those matters and/or seek independent advice. You assume all risks associated with use of data provided on this page

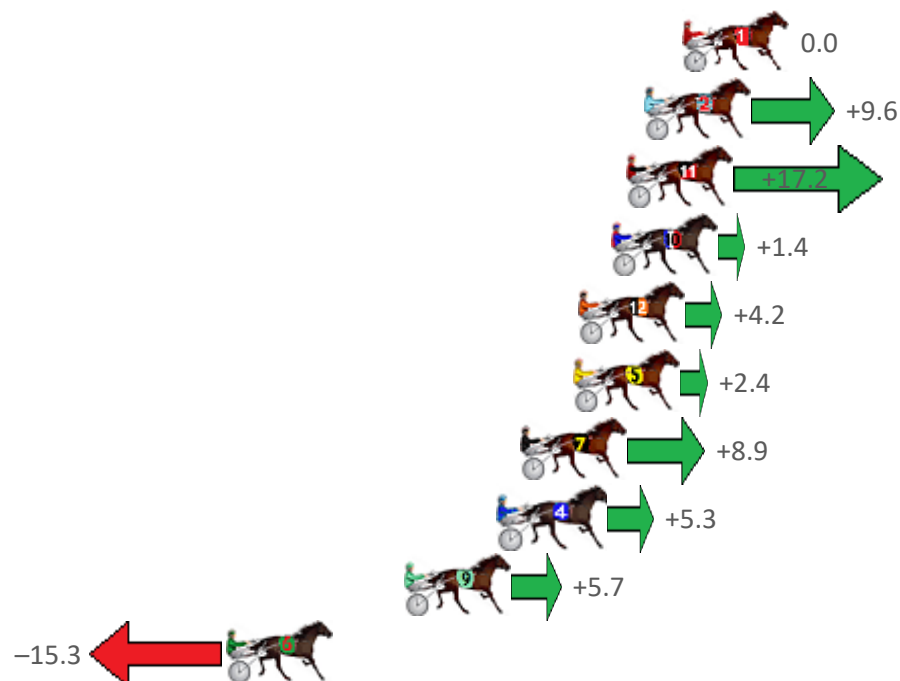
Gloucester Park Race 4 Distance 2130m

Friday, 28 October 2022

Gross Time: 2:35.10 MileRate: 1:57.20 LeadTime: 37.10s First Qtr: 30.20s Second Qtr: 30.40s Third Qtr: 29.00s Fourth Qtr: 28.40s

NoHorse	Plc	Mar	800 Posi	400 Posi	Time	3rd Qtr	4th Qtr
1 RASCAL	1	0.0m	0.0m (0)	0.0m (0)	2:35.10	29.00s	28.40s
2 TENZING BROMAC	2	1.5m	11.1m (1)	2.9m (2)	2:35.21	28.40s	28.31s
11 RAGAZZO MACH	3	2.2m	19.4m (1)	10.1m (1)	2:35.26	28.32s	27.84s
10 IMA ROCKABILLY RE	4	2.8m	4.2m (0)	3.9m (0)	2:35.31	28.98s	28.33s
12 MACHNIFICENT	5	4.1m	8.3m (0)	7.9m (0)	2:35.41	28.96s	28.15s
5 EZANA	6	4.3m	6.7m (1)	6.5m (1)	2:35.42	28.98s	28.26s
7 MARKHAM EYRE	7	6.4m	15.3m (1)	6.8m (2)	2:35.58	28.38s	28.39s
4 SAHARA STORM	8	7.2m	12.5m (0)	12.9m (0)	2:35.64	29.02s	28.02s
9 POWER AND GRACE	9	11.0m	16.7m (0)	16.8m (0)	2:35.92	29.00s	28.02s
6 KIMBLE	10	18.1m	2.8m (1)	2.0m (1)	2:36.45	28.94s	29.61s

Finish Position and metres gained from 800m





Home of Australian Harness Sectionals

PJ Harness Analyser Daily Raw Data directly to your inbox

NEW All Victorian Racing added as of 17 January 2022

www.pjdata.com.au
admin@pjdata.com.au
www.facebook.com/PJHarnessRacing



RISE Digital, Harness Racing Australia nor the provider accepts any responsibility for the completeness or accuracy of any of the information contained herein, and makes no representations about its suitability for any particular purpose. Users should make their own judgements about those matters and/or seek independent advice. You assume all risks associated with use of data provided on this page


Gloucester Park Race 5 Distance 2130m

Friday, 28 October 2022

Gross Time: 2:33.30 MileRate: 1:55.80 LeadTime: 37.90s First Qtr: 30.10s Second Qtr: 29.30s Third Qtr: 27.40s Fourth Qtr: 28.60s

No Horse	Plc	Mar	800 Posi	400 Posi	Time	3rd Qtr	4th Qtr
3 GAMBIT	1	0.0m	0.0m (0)	0.0m (0)	2:33.30	27.40s	28.60s
7 MAGNIFICENT STOR	2	4.5m	3.2m (2)	2.7m (2)	2:33.64	27.36s	28.75s
12 TO FAST TO SERIOUS	3	5.0m	7.4m (1)	8.2m (1)	2:33.68	27.47s	28.40s
11 HAMPTON BANNER	4	8.4m	8.2m (0)	10.9m (0)	2:33.93	27.60s	28.47s
9 JUMPINGJACKMAC	5	9.8m	17.3m (1)	17.3m (2)	2:34.04	27.42s	28.13s
2 WILDWEST	6	12.9m	4.4m (0)	6.9m (0)	2:34.27	27.58s	29.09s
4 LAVRA JOE	7	17.2m	1.2m (1)	4.6m (1)	2:34.59	27.64s	29.57s
10 BABYFACE ADDA	8	17.6m	12.6m (0)	15.8m (0)	2:34.62	27.64s	28.82s
1 DIEGO	9	19.8m	7.6m (2)	11.3m (2)	2:34.79	27.66s	29.30s
13 JASPERVELLABEACH	10	21.8m	12.3m (1)	13.5m (1)	2:34.94	27.50s	29.30s
6 MIRACLE MOOSE	11	22.4m	21.2m (0)	23.6m (0)	2:34.98	27.60s	28.64s
5 TYLER BRETT	12	24.8m	16.5m (0)	20.7m (1)	2:35.16	27.72s	29.02s

Finish Position and metres gained from 800m





Home of Australian Harness Sectionals

PJ Harness Analyser Daily Raw Data directly to your inbox

NEW All Victorian Racing added as of 17 January 2022

www.pjdata.com.au
admin@pjdata.com.au
www.facebook.com/PJHarnessRacing



RISE Digital, Harness Racing Australia nor the provider accepts any responsibility for the completeness or accuracy of any of the information contained herein, and makes no representations about its suitability for any particular purpose. Users should make their own judgements about those matters and/or seek independent advice. You assume all risks associated with use of data provided on this page


Gloucester Park Race 6 Distance 1730m

Friday, 28 October 2022

Gross Time: 2:07.90 MileRate: 1:59.00 LeadTime: 7.60s First Qtr: 30.90s Second Qtr: 32.30s Third Qtr: 29.10s Fourth Qtr: 28.00s

No Horse	Plc	Mar	800 Posi	400 Posi	Time	3rd Qtr	4th Qtr
3 WESTERN ARTERRA	1	0.0m	0.0m (0)	0.0m (0)	2:07.90	29.10s	28.00s
1 LITTLE BITOF FUN	2	3.5m	4.4m (0)	4.0m (0)	2:08.16	29.06s	27.98s
4 MAKE IT HAPPEN	3	4.5m	1.4m (1)	1.2m (1)	2:08.23	29.08s	28.25s
12 ADDA SOMETHING	4	7.5m	11.1m (1)	9.9m (1)	2:08.45	29.00s	27.85s
6 ROCKSTAR REBEL	5	8.6m	15.5m (1)	13.0m (2)	2:08.53	28.90s	27.71s
10 UNDER THE ALTA	6	8.7m	9.1m (0)	8.2m (0)	2:08.54	29.02s	28.06s
2 MASTER LEIGHTON	7	9.1m	6.1m (1)	5.1m (1)	2:08.57	29.02s	28.31s
5 ROBBIE ROCKET	8	9.2m	23.8m (1)	5.4m (2)	2:08.58	27.76s	28.29s
11 JOEY JAMES	9	13.5m	13.6m (0)	12.1m (0)	2:08.89	28.98s	28.13s
8 BELLEZZA NERA	10	16.7m	19.9m (1)	17.5m (1)	2:09.13	28.90s	27.99s
7 OUR SHELLEY BEACH	11	19.0m	17.7m (0)	15.8m (0)	2:09.30	28.94s	28.28s
9 RENAISSANCE ART	12	28.6m	22.7m (0)	24.0m (0)	2:10.01	29.16s	28.41s

Finish Position and metres gained from 800m





Home of Australian Harness Sectionals

PJ Harness Analyser Daily Raw Data directly to your inbox

NEW All Victorian Racing added as of 17 January 2022

www.pjdata.com.au
admin@pjdata.com.au
www.facebook.com/PJHarnessRacing



RISE Digital, Harness Racing Australia nor the provider accepts any responsibility for the completeness or accuracy of any of the information contained herein, and makes no representations about its suitability for any particular purpose. Users should make their own judgements about those matters and/or seek independent advice. You assume all risks associated with use of data provided on this page

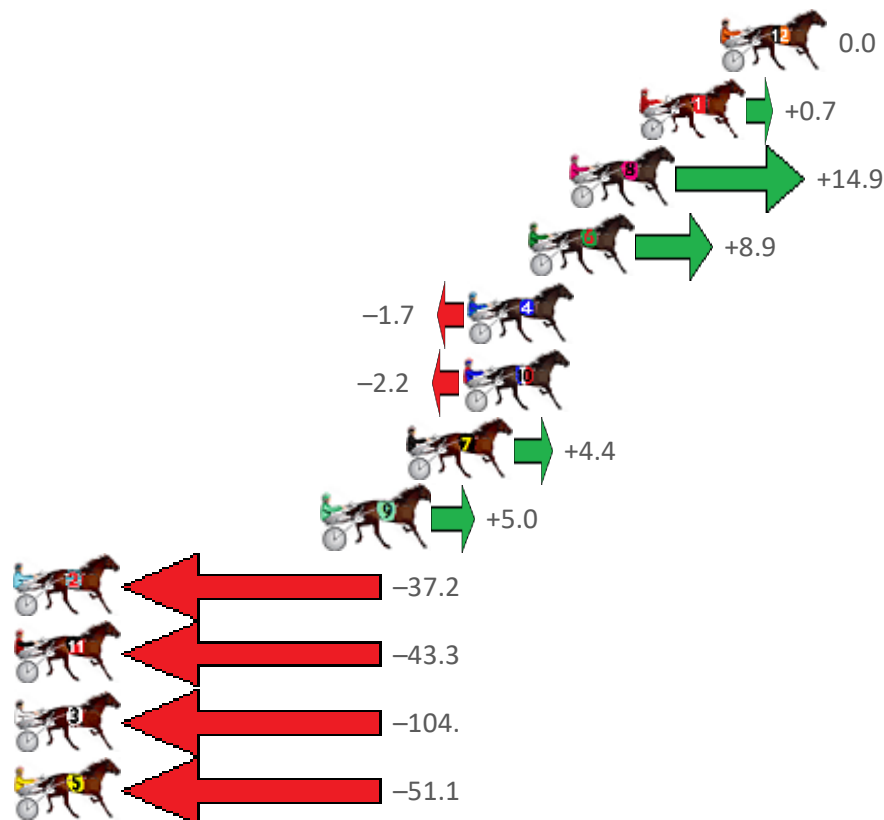
Gloucester Park Race 7 Distance 2130m

Friday, 28 October 2022

Gross Time: 2:34.50 MileRate: 1:56.70 LeadTime: 37.00s First Qtr: 29.60s Second Qtr: 29.40s Third Qtr: 29.20s Fourth Qtr: 29.30s

No Horse	Plc	Mar	800 Posi	400 Posi	Time	3rd Qtr	4th Qtr
12 THE AMBER HARE	1	0.0m	0.0m (0)	0.0m (0)	2:34.50	29.20s	29.30s
1 TAKING THE MIKI	2	3.2m	3.9m (0)	3.9m (0)	2:34.75	29.20s	29.27s
8 LADY JADORE	3	6.0m	20.9m (1)	15.7m (1)	2:34.96	28.82s	28.62s
6 LIVY JAY	4	7.6m	16.5m (1)	11.9m (1)	2:35.08	28.86s	29.02s
4 LADY ZEGNA	5	10.0m	8.3m (1)	3.6m (1)	2:35.27	28.86s	29.81s
10 UNCONDITIONAL	6	10.2m	8.0m (0)	7.7m (0)	2:35.28	29.18s	29.52s
7 ALL THE BELLS	7	12.4m	16.8m (0)	18.7m (0)	2:35.45	29.34s	28.89s
9 RUN FOR MERCY	8	15.7m	20.7m (0)	22.8m (0)	2:35.71	29.36s	28.85s
2 MISSTIANO	9	49.6m	12.4m (1)	19.8m (1)	2:38.31	29.74s	31.67s
11 CHAMPAGNE STYLE	10	55.7m	12.4m (0)	14.6m (0)	2:38.78	29.36s	32.52s
3 SOVRANA	11	108.4m	4.1m (1)	22.6m (2)	2:42.83	30.54s	35.99s
5 THREE RUMOURS	12	115.0m	63.9m (0)	76.5m (0)	2:43.34	30.12s	32.58s

Finish Position and metres gained from 800m





Home of Australian Harness Sectionals

PJ Harness Analyser Daily Raw Data directly to your inbox

NEW All Victorian Racing added as of 17 January 2022

www.pjdata.com.au
admin@pjdata.com.au
www.facebook.com/PJHarnessRacing



RISE Digital, Harness Racing Australia nor the provider accepts any responsibility for the completeness or accuracy of any of the information contained herein, and makes no representations about its suitability for any particular purpose. Users should make their own judgements about those matters and/or seek independent advice. You assume all risks associated with use of data provided on this page


Gloucester Park Race 8 Distance 2536m

Friday, 28 October 2022

Gross Time: 3:10.00 MileRate: 2:00.60 LeadTime: 70.40s First Qtr: 32.00s Second Qtr: 30.30s Third Qtr: 28.80s Fourth Qtr: 28.50s

No Horse	Plc	Mar	800 Posi	400 Posi	Time	3rd Qtr	4th Qtr
7 EUPHORIA	1	0.0m	0.0m (0)	0.0m (0)	3:10.00	28.80s	28.50s
1 MISTER FORTUNIA	2	4.9m	3.9m (0)	3.9m (0)	3:10.37	28.80s	28.59s
4 MASTER PUBLISHER	3	7.2m	5.6m (1)	6.0m (2)	3:10.54	28.82s	28.61s
3 DEEORSE	4	8.7m	12.0m (0)	10.4m (0)	3:10.65	28.68s	28.41s
9 FIREROCKFIREROLL	5	10.4m	1.7m (1)	2.6m (1)	3:10.78	28.86s	29.10s
10 ROCK ME OVER	6	10.6m	8.1m (0)	7.1m (1)	3:10.79	28.72s	28.79s
6 CORDERO	7	14.4m	17.6m (1)	7.1m (3)	3:11.08	28.05s	29.07s
8 WOODLEA RAGNAR	8	18.5m	9.5m (1)	9.9m (2)	3:11.38	28.82s	29.18s
2 MISTER ARDEE	9	19.3m	13.4m (1)	12.2m (3)	3:11.44	28.71s	29.08s
5 TELLMETOATTACK	10	27.4m	16.2m (0)	15.2m (0)	3:12.05	28.72s	29.47s

Finish Position and metres gained from 800m





Home of Australian Harness Sectionals

PJ Harness Analyser

Daily Raw Data directly to your inbox

NEW All Victorian Racing added as of 17 January 2022

www.pjdata.com.au
admin@pjdata.com.au
www.facebook.com/PJHarnessRacing



RISE Digital, Harness Racing Australia nor the provider accepts any responsibility for the completeness or accuracy of any of the information contained herein, and makes no representations about its suitability for any particular purpose. Users should make their own judgements about those matters and/or seek independent advice. You assume all risks associated with use of data provided on this page

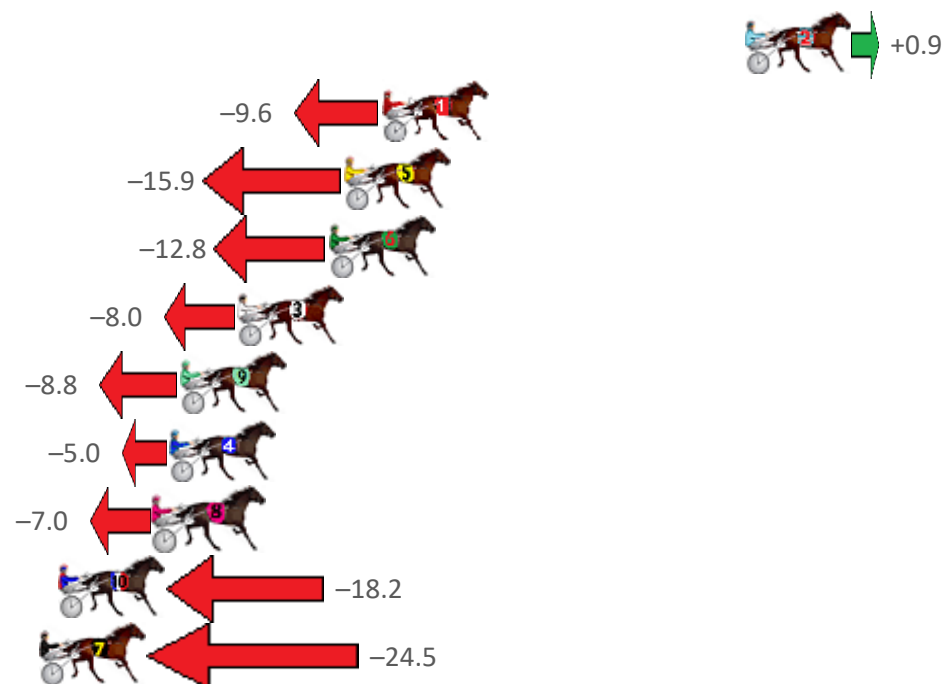
Gloucester Park Race 9 Distance 2536m

Friday, 28 October 2022

Gross Time: 3:08.00 MileRate: 1:59.30 LeadTime: 70.20s First Qtr: 30.90s Second Qtr: 28.50s Third Qtr: 29.00s Fourth Qtr: 29.40s

No Horse	Plc	Mar	800 Posi	400 Posi	Time	3rd Qtr	4th Qtr
2 TUAS DELIGHT	1	0.0m 0.9m (0)	0.0m (0)	3:08.00	28.94s	29.40s	
1 LA SULEIMAN	2	14.4m 4.8m (0)	4.1m (0)	3:09.11	28.96s	30.21s	
5 MANNING	3	15.9m 0.0m (1)	2.2m (1)	3:09.23	29.16s	30.46s	
6 CARRERA MACH	4	16.5m 3.7m (1)	5.8m (1)	3:09.27	29.16s	30.25s	
3 MCARDLES GEM	5	20.1m 12.1m (1)	14.9m (1)	3:09.55	29.22s	29.87s	
9 CROCODILE KID	6	22.4m 13.6m (0)	14.6m (0)	3:09.73	29.10s	30.07s	
4 WHOSWHOINTHEZO	7	22.8m 17.8m (0)	19.8m (0)	3:09.76	29.18s	29.72s	
8 AUSSIE EDITION	8	23.4m 16.4m (1)	18.2m (2)	3:09.80	29.16s	29.88s	
10 OUR STAR WATCH	9	27.2m 9.0m (0)	10.8m (0)	3:10.10	29.14s	30.72s	
7 LIBBA RACY	10	32.7m 8.2m (1)	11.9m (2)	3:10.52	29.28s	31.06s	

Finish Position and metres gained from 800m





Home of Australian Harness Sectionals

PJ Harness Analyser Daily Raw Data directly to your inbox

NEW All Victorian Racing added as of 17 January 2022

www.pjdata.com.au
admin@pjdata.com.au
www.facebook.com/PJHarnessRacing



RISE Digital, Harness Racing Australia nor the provider accepts any responsibility for the completeness or accuracy of any of the information contained herein, and makes no representations about its suitability for any particular purpose. Users should make their own judgements about those matters and/or seek independent advice. You assume all risks associated with use of data provided on this page

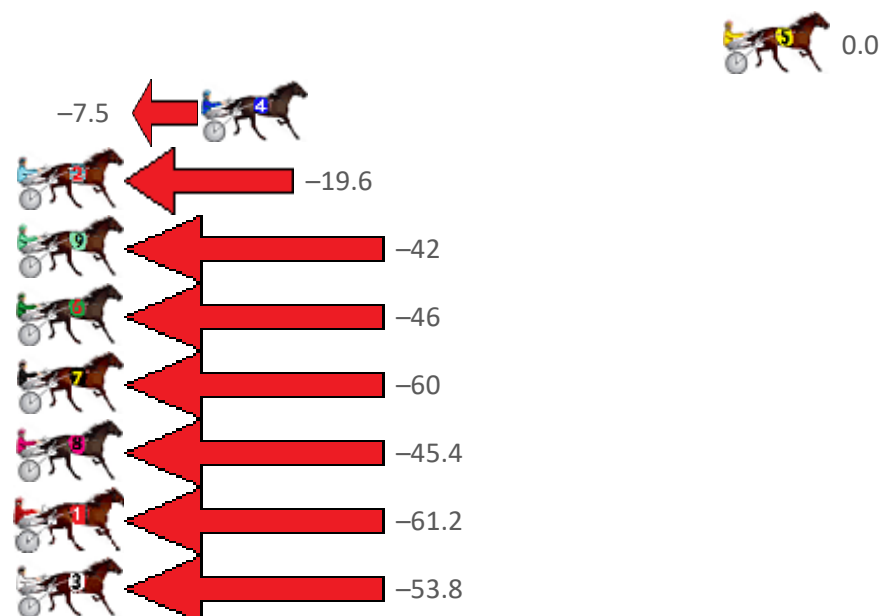
Gloucester Park Race 10 Distance 2130m

Friday, 28 October 2022

Gross Time: 2:41.10 MileRate: 2:01.70 LeadTime: 37.80s First Qtr: 32.10s Second Qtr: 30.60s Third Qtr: 29.80s Fourth Qtr: 30.80s

NoHorse	Plc	Mar	800 Posi	400 Posi	Time	3rd Qtr	4th Qtr
5 TRICKY RIC	1	0.0m	0.0m (0)	0.0m (0)	2:41.10	29.80s	30.80s
4 GOODTIME PE RABBI	2	20.7m	13.2m (0)	23.7m (3)	2:42.77	30.61s	30.68s
2 CHUMANI	3	28.5m	8.9m (0)	27.9m (0)	2:43.40	31.24s	31.00s
9 PEACHEE	4	49.2m	8.1m (1)	20.5m (2)	2:45.06	30.74s	33.22s
6 FLINGANDWINGIT	5	60.4m	15.1m (1)	31.4m (1)	2:45.97	31.04s	33.30s
7 MAJESTIC COURTNE	6	63.2m	3.2m (1)	22.9m (1)	2:46.19	31.28s	34.17s
8 WESTLAND PEAK	6	63.2m	17.8m (0)	31.9m (0)	2:46.19	30.88s	33.49s
1 ELISH STAR	8	65.8m	4.6m (0)	21.0m (0)	2:46.40	31.04s	34.52s
3 ONE BID BUYS	9	122.4m	68.6m (0)	81.3m (0)	2:50.96	30.84s	34.54s

Finish Position and metres gained from 800m





Home of Australian Harness Sectionals

PJ Harness Analyser Daily Raw Data directly to your inbox

NEW All Victorian Racing added as of 17 January 2022

www.pjdata.com.au
admin@pjdata.com.au
www.facebook.com/PJHarnessRacing



RISE Digital, Harness Racing Australia nor the provider accepts any responsibility for the completeness or accuracy of any of the information contained herein, and makes no representations about its suitability for any particular purpose. Users should make their own judgements about those matters and/or seek independent advice. You assume all risks associated with use of data provided on this page