

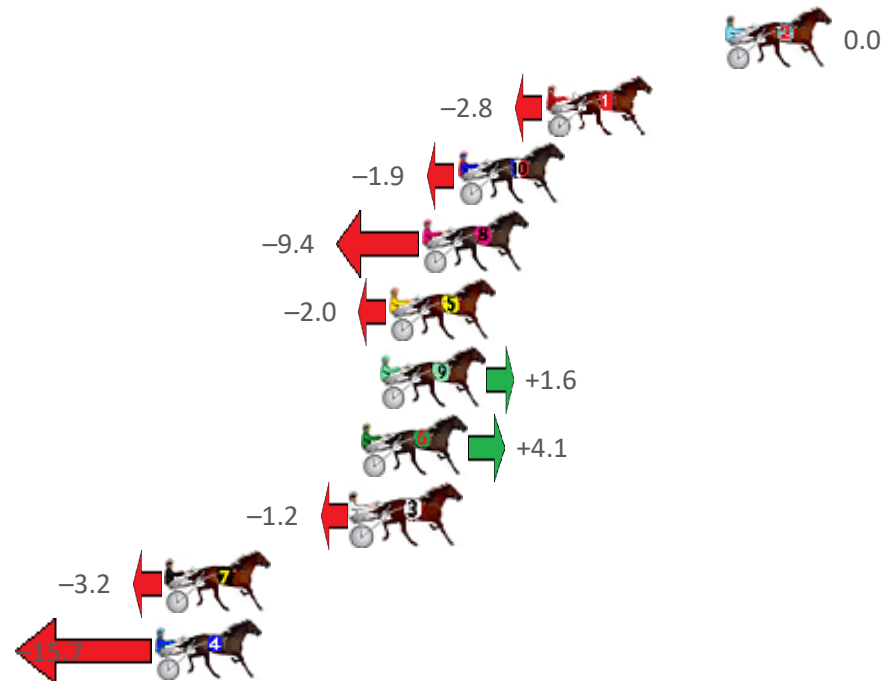
Gloucester Park Race 1 Distance 2130m

Friday, 30 September 2022

Gross Time: 2:33.90 MileRate: 1:56.30 LeadTime: 37.10s First Qtr: 31.00s Second Qtr: 29.70s Third Qtr: 27.90s Fourth Qtr: 28.20s

NoHorse	Plc	Mar	800 Posi	400 Posi	Time	3rd Qtr	4th Qtr
2 SMART WATCH	1	0.0m	0.0m (0)	0.0m (0)	2:33.90	27.90s	28.20s
1 LINEBACKER	2	7.1m	4.3m (0)	4.0m (0)	2:34.43	27.88s	28.45s
10 SEVEN NO TRUMPS	3	10.6m	8.7m (0)	8.3m (0)	2:34.69	27.88s	28.41s
8 STREET HAWK	4	12.0m	2.6m (1)	3.5m (1)	2:34.79	27.96s	28.85s
5 WHOS THE DAD	5	13.3m	11.3m (1)	12.1m (1)	2:34.89	27.96s	28.34s
9 ROCK ON TOP	6	13.7m	15.3m (1)	15.8m (1)	2:34.92	27.94s	28.11s
6 JACKPOT JOE	7	14.4m	18.5m (0)	20.4m (1)	2:34.97	28.04s	27.85s
3 ROLLINDOWNTHERI	8	14.8m	13.6m (0)	17.2m (0)	2:35.00	28.16s	28.10s
7 HOPPYS WAY	9	22.2m	19.0m (1)	19.0m (2)	2:35.55	27.90s	28.52s
4 ARMA XFACTOR	10	22.6m	6.9m (1)	7.8m (1)	2:35.57	27.96s	29.33s

Finish Position and metres gained from 800m



Home of Australian Harness Sectionals
 PJ Harness Analyser Daily Raw Data directly to your inbox

All Victorian Racing added as of 17 January 2022

www.pjdata.com.au admin@pjdata.com.au www.facebook.com/PJHarnessRacing

RISE Digital, Harness Racing Australia nor the provider accepts any responsibility for the completeness or accuracy of any of the information contained herein, and makes no representations about its suitability for any particular purpose. Users should make their own judgements about those matters and/or seek independent advice. You assume all risks associated with use of data provided on this page

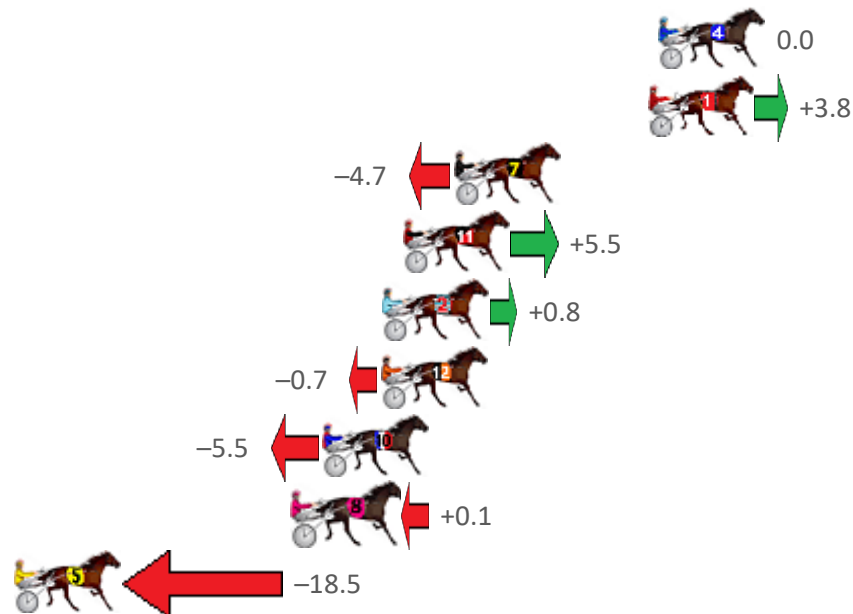
Gloucester Park Race 2 Distance 2536m

Friday, 30 September 2022

Gross Time: 3:05.80 MileRate: 1:57.90 LeadTime: 67.40s First Qtr: 30.50s Second Qtr: 28.90s Third Qtr: 29.10s Fourth Qtr: 29.90s

NoHorse	Plc	Mar	800 Posi	400 Posi	Time	3rd Qtr	4th Qtr
4 ATHABASCAN	1	0.0m	0.0m (0)	0.0m (0)	3:05.80	29.10s	29.90s
1 CORDERO	2	0.4m	4.2m (0)	4.9m (0)	3:05.83	29.16s	29.57s
7 MASTER PUBLISHER	3	8.1m	3.4m (1)	3.0m (1)	3:06.43	29.08s	30.31s
11 CARRERA MACH	4	10.1m	15.6m (1)	15.9m (3)	3:06.59	29.15s	29.53s
2 TUAS DELIGHT	5	10.9m	11.7m (1)	12.6m (1)	3:06.65	29.18s	29.83s
12 BETTORSTARTDREA	6	11.0m	10.3m (0)	9.8m (0)	3:06.66	29.08s	30.04s
10 MISS MUCHO	7	13.3m	7.8m (1)	7.4m (1)	3:06.84	29.08s	30.40s
8 WHOSWHOINTHEZO	8	14.4m	14.5m (0)	14.2m (0)	3:06.93	29.10s	29.99s
5 REGAL SCRIBE	9	25.5m	7.0m (2)	13.2m (2)	3:07.80	29.56s	30.93s

Finish Position and metres gained from 800m



Home of Australian Harness Sectionals
 PJ Harness Analyser Daily Raw Data directly to your inbox

NEW All Victorian Racing added as of 17 January 2022

www.pjdata.com.au admin@pjdata.com.au www.facebook.com/PJHarnessRacing


RISE Digital, Harness Racing Australia nor the provider accepts any responsibility for the completeness or accuracy of any of the information contained herein, and makes no representations about its suitability for any particular purpose. Users should make their own judgements about those matters and/or seek independent advice. You assume all risks associated with use of data provided on this page

Gloucester Park Race 3 Distance 2130m

Friday, 30 September 2022

Gross Time: 2:34.40 MileRate: 1:56.70 LeadTime: 38.40s First Qtr: 30.40s Second Qtr: 28.50s Third Qtr: 28.20s Fourth Qtr: 28.90s

NoHorse	Plc	Mar	800 Posi	400 Posi	Time	3rd Qtr	4th Qtr
5 BOOM TIME	1	0.0m	13.4m (1)	13.6m (1)	2:34.40	28.22s	27.94s
4 ARMA EINSTEIN	2	4.7m	5.1m (1)	5.4m (1)	2:34.76	28.22s	28.87s
1 FANCI A DANCE	3	4.8m	0.6m (1)	1.4m (1)	2:34.76	28.26s	29.16s
7 MIRRAGON	4	6.6m	0.0m (0)	0.0m (0)	2:34.90	28.20s	29.40s
2 JAMES BUTT	5	9.0m	4.3m (0)	4.5m (0)	2:35.08	28.22s	29.26s
3 OUR STAR WATCH	6	11.6m	8.6m (0)	8.2m (0)	2:35.28	28.18s	29.20s
6 REBEL WITH A GRIN	7	14.9m	9.1m (1)	9.3m (1)	2:35.53	28.22s	29.37s
8 ALTA RHETT	8	15.3m	17.1m (0)	16.6m (0)	2:35.56	28.18s	28.88s
9 ARMA INDIE	9	17.4m	13.1m (0)	12.1m (0)	2:35.72	28.14s	29.36s



Home of Australian Harness Sectionals
 PJ Harness Analyser Daily Raw Data directly to your inbox

NEW All Victorian Racing added as of 17 January 2022

www.pjdata.com.au admin@pjdata.com.au www.facebook.com/PJHarnessRacing

RISE Digital, Harness Racing Australia nor the provider accepts any responsibility for the completeness or accuracy of any of the information contained herein, and makes no representations about its suitability for any particular purpose. Users should make their own judgements about those matters and/or seek independent advice. You assume all risks associated with use of data provided on this page

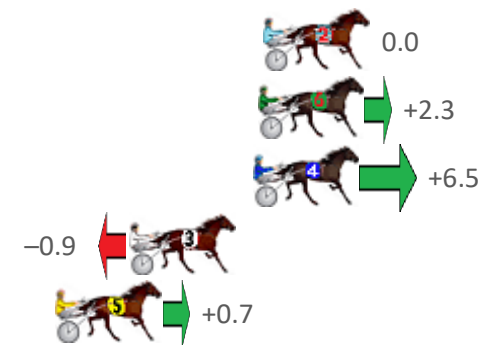
Gloucester Park Race 4 Distance 2130m

Friday, 30 September 2022

Gross Time: 2:38.90 MileRate: 2:00.10 LeadTime: 39.30s First Qtr: 32.70s Second Qtr: 30.90s Third Qtr: 29.10s Fourth Qtr: 26.90s

NoHorse	Plc	Mar	800 Posi	400 Posi	Time	3rd Qtr	4th Qtr
2 PLUTONIUM	1	0.0m	0.0m (0)	0.0m (0)	2:38.90	29.10s	26.90s
6 GAMBIT	2	0.2m	2.5m (1)	2.6m (1)	2:38.91	29.10s	26.73s
4 JUMPINGJACKMAC	3	0.4m	6.9m (1)	6.6m (1)	2:38.93	29.06s	26.47s
3 MIGHTY RONALDO	4	5.3m	4.4m (0)	4.6m (0)	2:39.28	29.10s	26.96s
5 MIRACLE MOOSE	5	8.2m	8.9m (0)	8.3m (0)	2:39.48	29.04s	26.90s

Finish Position and metres gained from 800m





Home of Australian Harness Sectionals
 PJ Harness Analyser Daily Raw Data directly to your inbox

NEW All Victorian Racing added as of 17 January 2022

www.pjdata.com.au
 admin@pjdata.com.au
 www.facebook.com/PJHarnessRacing



RISE Digital, Harness Racing Australia nor the provider accepts any responsibility for the completeness or accuracy of any of the information contained herein, and makes no representations about its suitability for any particular purpose. Users should make their own judgements about those matters and/or seek independent advice. You assume all risks associated with use of data provided on this page

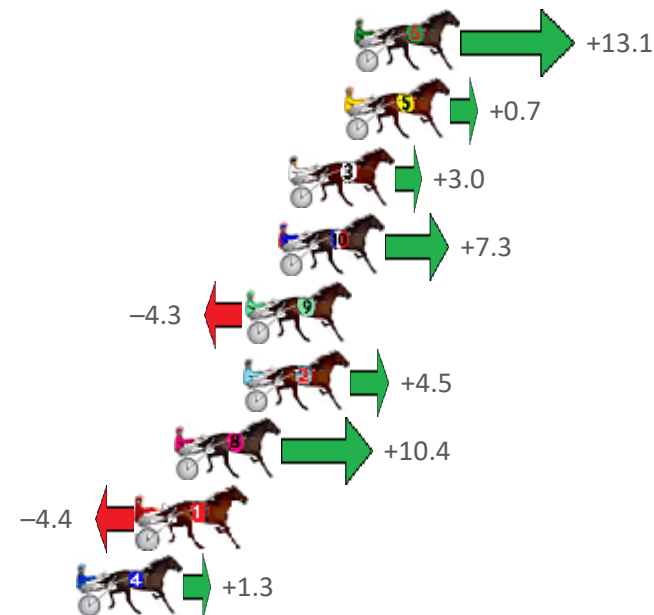
Gloucester Park Race 5 Distance 2130m

Friday, 30 September 2022

Gross Time: 2:35.50 MileRate: 1:57.50 LeadTime: 35.00s First Qtr: 31.70s Second Qtr: 30.60s Third Qtr: 28.90s Fourth Qtr: 29.30s

NoHorse	Plc	Mar	800 Posi	400 Posi	Time	3rd Qtr	4th Qtr
6 MARKHAM EYRE	1	0.0m	13.1m (0)	11.1m (1)	2:35.50	28.76s	28.50s
5 FINVARRA	2	0.4m	1.1m (1)	0.0m (1)	2:35.53	28.82s	29.33s
3 DONT BOTHER ME N	3	2.6m	5.6m (1)	3.6m (1)	2:35.70	28.76s	29.24s
10 ELDAYTONA	4	3.0m	10.3m (1)	7.5m (2)	2:35.73	28.70s	28.99s
9 TALKS UP A STORM	5	4.3m	0.0m (0)	0.3m (0)	2:35.83	28.92s	29.61s
2 BETTOR GET IT ON	6	4.4m	8.9m (0)	7.5m (1)	2:35.84	28.80s	29.10s
8 DOC HOLLIDAY	7	7.1m	17.5m (0)	10.5m (0)	2:36.05	28.40s	29.09s
1 POWER AND GRACE	8	8.6m	4.2m (0)	4.1m (0)	2:36.16	28.90s	29.66s
4 MR FANTASTIC	9	11.0m	12.3m (2)	3.1m (2)	2:36.35	28.24s	29.92s

Finish Position and metres gained from 800m





Home of Australian Harness Sectionals
 PJ Harness Analyser Daily Raw Data directly to your inbox

NEW All Victorian Racing added as of 17 January 2022

www.pjdata.com.au
 admin@pjdata.com.au
 www.facebook.com/PJHarnessRacing



RISE Digital, Harness Racing Australia nor the provider accepts any responsibility for the completeness or accuracy of any of the information contained herein, and makes no representations about its suitability for any particular purpose. Users should make their own judgements about those matters and/or seek independent advice. You assume all risks associated with use of data provided on this page

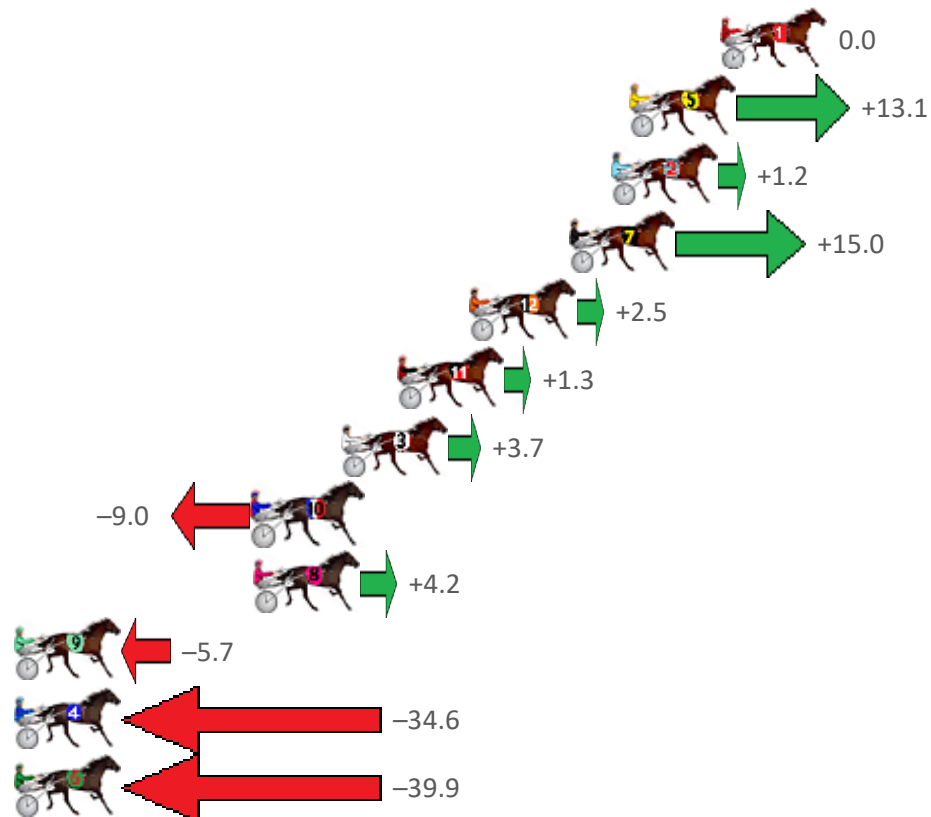
Gloucester Park Race 6 Distance 2130m

Friday, 30 September 2022

Gross Time: 2:32.40 MileRate: 1:55.10 LeadTime: 36.10s First Qtr: 30.00s Second Qtr: 29.10s Third Qtr: 28.00s Fourth Qtr: 29.20s

NoHorse	Plc	Mar	800 Posi	400 Posi	Time	3rd Qtr	4th Qtr
1 NEVER ENDING	1	0.0m	0.0m (0)	0.0m (0)	2:32.40	28.00s	29.20s
5 SKYLORD	2	3.6m	16.7m (1)	14.1m (2)	2:32.68	27.84s	28.47s
2 LUSAKA	3	4.3m	5.5m (0)	4.5m (0)	2:32.73	27.94s	29.21s
7 ROLLING FIRE	4	6.0m	21.0m (1)	18.0m (1)	2:32.86	27.82s	28.38s
12 IM THE BLACK FLASH	5	9.9m	12.4m (1)	8.2m (2)	2:33.16	27.72s	29.37s
11 HOTLY PURSUED	6	12.8m	14.1m (0)	14.1m (0)	2:33.38	28.02s	29.18s
3 SOHO FIRESTONE	7	15.0m	18.7m (0)	18.3m (0)	2:33.55	28.00s	29.05s
10 FESS UP	8	18.5m	9.5m (0)	9.6m (0)	2:33.82	28.02s	29.94s
8 LUCAPELO	9	18.5m	22.7m (0)	22.5m (0)	2:33.82	28.02s	29.02s
9 CROWD CONTROL	10	31.9m	26.2m (1)	23.9m (1)	2:34.84	27.88s	29.94s
4 ROCKET CITY	11	42.7m	8.1m (1)	11.3m (1)	2:35.67	28.24s	31.67s
6 VALEDICTORIAN	12	43.9m	4.0m (1)	7.4m (1)	2:35.76	28.24s	32.04s

Finish Position and metres gained from 800m



Home of Australian Harness Sectionals
 PJ Harness Analyser Daily Raw Data directly to your inbox

All Victorian Racing added as of 17 January 2022

www.pjdata.com.au admin@pjdata.com.au www.facebook.com/PJHarnessRacing

RISE Digital, Harness Racing Australia nor the provider accepts any responsibility for the completeness or accuracy of any of the information contained herein, and makes no representations about its suitability for any particular purpose. Users should make their own judgements about those matters and/or seek independent advice. You assume all risks associated with use of data provided on this page

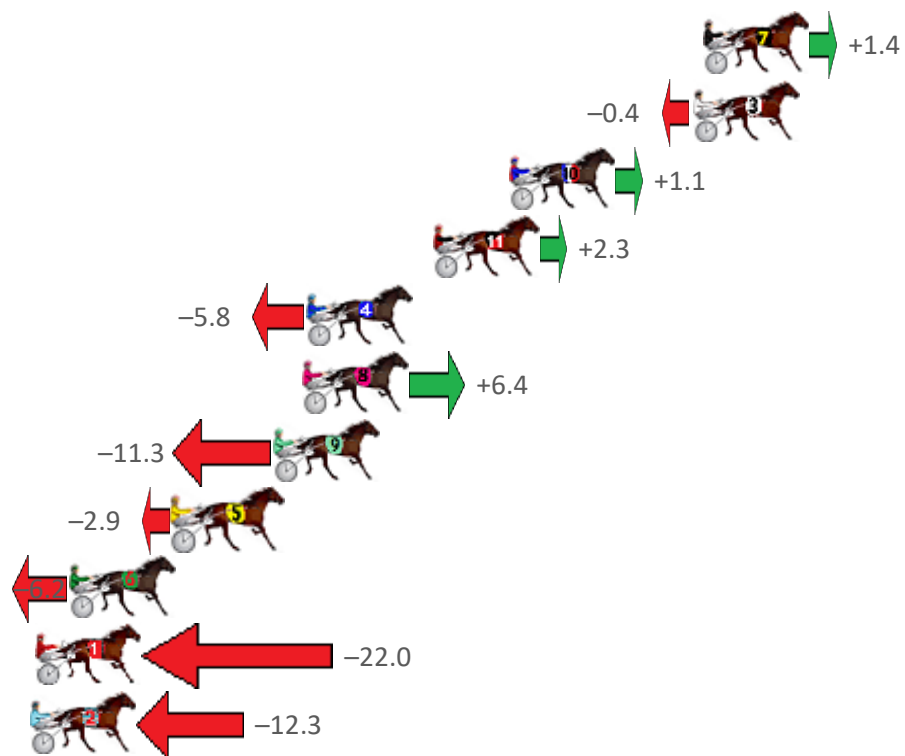
Gloucester Park Race 7 Distance 2130m

Friday, 30 September 2022

Gross Time: 2:33.80 MileRate: 1:56.20 LeadTime: 37.00s First Qtr: 30.20s Second Qtr: 29.10s Third Qtr: 28.50s Fourth Qtr: 29.00s

NoHorse	Plc	Mar	800 Posi	400 Posi	Time	3rd Qtr	4th Qtr
7 THE AMBER HARE	1	0.0m	1.4m (1)	1.2m (1)	2:33.80	28.48s	28.92s
3 THREE RUMOURS	2	0.4m	0.0m (0)	0.0m (0)	2:33.83	28.50s	29.03s
10 IN THE SPOTLIGHT	3	7.7m	8.8m (0)	10.1m (1)	2:34.39	28.60s	28.86s
11 LIVY JAY	4	10.7m	13.0m (0)	14.3m (0)	2:34.61	28.60s	28.79s
4 PAROQUET	5	15.7m	9.9m (1)	9.3m (2)	2:34.99	28.46s	29.53s
8 LADY JADORE	6	15.9m	22.3m (1)	22.7m (1)	2:35.01	28.54s	28.59s
9 ALCIPPES DELIGHT	7	17.0m	5.7m (1)	6.2m (1)	2:35.09	28.54s	29.85s
5 LITTLE SUZIE	8	21.0m	18.1m (1)	18.5m (1)	2:35.40	28.54s	29.28s
6 PIVOTAL	9	25.1m	18.9m (0)	20.4m (0)	2:35.71	28.62s	29.45s
1 SHEZA BROMAC	10	26.5m	4.5m (0)	6.4m (0)	2:35.82	28.64s	30.56s
2 CAPTAINS BEACHBA	11	26.7m	14.4m (1)	14.1m (2)	2:35.83	28.48s	30.03s

Finish Position and metres gained from 800m



Home of Australian Harness Sectionals

PJ Harness Analyser Daily Raw Data directly to your inbox

All Victorian Racing added as of 17 January 2022

www.pjdata.com.au admin@pjdata.com.au www.facebook.com/PJHarnessRacing

RISE Digital, Harness Racing Australia nor the provider accepts any responsibility for the completeness or accuracy of any of the information contained herein, and makes no representations about its suitability for any particular purpose. Users should make their own judgements about those matters and/or seek independent advice. You assume all risks associated with use of data provided on this page


Gloucester Park Race 8 Distance 2536m

Friday, 30 September 2022

Gross Time: 3:06.60 MileRate: 1:58.40 LeadTime: 67.40s First Qtr: 29.40s Second Qtr: 31.40s Third Qtr: 28.70s Fourth Qtr: 29.70s

NoHorse	Plc	Mar	800 Posi	400 Posi	Time	3rd Qtr	4th Qtr
5 JETT STAR	1	0.0m	0.0m (0)	0.0m (0)	3:06.60	28.70s	29.70s
7 STRAUNY	2	2.2m	3.7m (2)	3.4m (2)	3:06.77	28.68s	29.63s
1 COOL WATER PADDY	3	2.4m	4.5m (0)	6.1m (0)	3:06.79	28.82s	29.45s
4 AUSSIE SCOOTER	4	2.5m	1.1m (1)	3.1m (1)	3:06.79	28.84s	29.67s
6 ROKORICO	5	5.5m	9.3m (2)	7.8m (2)	3:07.03	28.60s	29.56s
10 THE CODE BREAKER	6	6.9m	8.7m (0)	10.5m (0)	3:07.14	28.84s	29.48s
9 MAJOR MUCHA	7	7.9m	14.0m (1)	17.9m (1)	3:07.21	29.00s	29.01s
11 ILLAWONG MUSTAN	8	8.1m	13.2m (0)	13.8m (1)	3:07.23	28.76s	29.33s
2 UNDER THE ALTA	9	13.2m	5.6m (1)	9.4m (1)	3:07.63	28.98s	30.05s
12 ZAZU	10	22.0m	17.4m (0)	20.9m (0)	3:08.31	28.98s	29.89s
3 GOLD HORSESHOE	11	23.7m	10.1m (1)	13.8m (2)	3:08.44	28.98s	30.54s

Finish Position and metres gained from 800m





Home of Australian Harness Sectionals

PJ Harness Analyser Daily Raw Data directly to your inbox

NEW All Victorian Racing added as of 17 January 2022

www.pjdata.com.au admin@pjdata.com.au www.facebook.com/PJHarnessRacing



RISE Digital, Harness Racing Australia nor the provider accepts any responsibility for the completeness or accuracy of any of the information contained herein, and makes no representations about its suitability for any particular purpose. Users should make their own judgements about those matters and/or seek independent advice. You assume all risks associated with use of data provided on this page

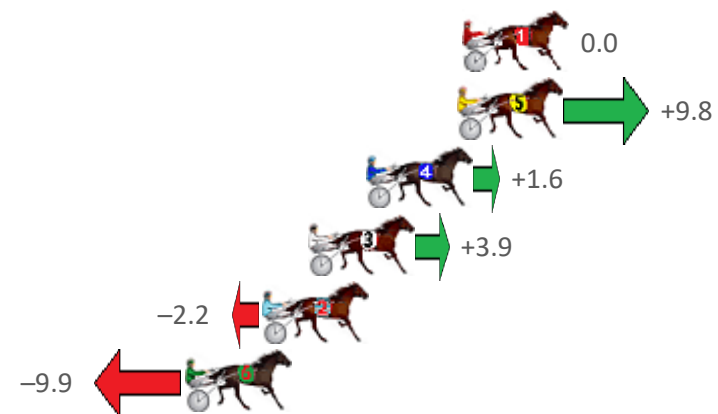
Gloucester Park Race 9 Distance 2130m

Friday, 30 September 2022

Gross Time: 2:34.90 MileRate: 1:57.00 LeadTime: 38.30s First Qtr: 30.10s Second Qtr: 29.60s Third Qtr: 28.30s Fourth Qtr: 28.60s

NoHorse	Plc	Mar	800 Posi	400 Posi	Time	3rd Qtr	4th Qtr
1 JASPERVELLABEACH	1	0.0m	0.0m (0)	0.0m (0)	2:34.90	28.30s	28.60s
5 ROCKABALL	2	0.2m	10.0m (1)	9.1m (2)	2:34.92	28.24s	27.97s
4 GLENLEDI CHIEF	3	3.8m	5.4m (1)	4.6m (2)	2:35.19	28.24s	28.56s
3 ALWAYS FAST	4	6.1m	10.0m (0)	8.2m (1)	2:35.36	28.18s	28.48s
2 FIFTY FIVE REBORN	5	7.9m	5.7m (0)	4.3m (0)	2:35.49	28.20s	28.89s
6 ANGEL IN WHITE	6	11.0m	1.1m (1)	2.6m (1)	2:35.73	28.40s	29.24s

Finish Position and metres gained from 800m





Home of Australian Harness Sectionals
 PJ Harness Analyser Daily Raw Data directly to your inbox

NEW All Victorian Racing added as of 17 January 2022

www.pjdata.com.au
 admin@pjdata.com.au
 www.facebook.com/PJHarnessRacing



RISE Digital, Harness Racing Australia nor the provider accepts any responsibility for the completeness or accuracy of any of the information contained herein, and makes no representations about its suitability for any particular purpose. Users should make their own judgements about those matters and/or seek independent advice. You assume all risks associated with use of data provided on this page


Gloucester Park Race 10 Distance 2536m

Friday, 30 September 2022

Gross Time: 3:07.70 MileRate: 1:59.10 LeadTime: 69.00s First Qtr: 30.30s Second Qtr: 29.30s Third Qtr: 29.50s Fourth Qtr: 29.60s

NoHorse	Plc	Mar	800 Posi	400 Posi	Time	3rd Qtr	4th Qtr
9 HIGH PRICE	1	0.0m	0.0m (0)	0.0m (0)	3:07.70	29.50s	29.60s
4 VINTAGE BLU	2	6.8m	4.1m (0)	4.1m (0)	3:08.23	29.50s	29.83s
11 IDEAL WHITBY	3	11.9m	6.3m (2)	4.4m (2)	3:08.62	29.36s	30.20s
12 AWAITINGINSTRUCTI	4	12.4m	11.0m (2)	9.9m (2)	3:08.66	29.42s	29.84s
1 LA SULEIMAN	5	13.3m	8.8m (0)	9.3m (0)	3:08.73	29.54s	29.95s
10 MATTJESTIC STAR	6	16.1m	12.6m (0)	13.6m (0)	3:08.95	29.58s	29.85s
8 EUPHORIC MOMENT	7	20.9m	16.5m (1)	14.5m (2)	3:09.32	29.36s	30.16s
7 EUSTON FLYER	8	21.1m	22.3m (0)	24.2m (0)	3:09.34	29.66s	29.46s
5 HENWOOD BAY	9	21.8m	2.5m (1)	3.6m (1)	3:09.39	29.58s	31.03s
2 BILLY MACK	10	24.0m	10.7m (1)	14.7m (1)	3:09.56	29.80s	30.38s
3 NAME IN LIGHTS	11	25.9m	6.6m (1)	9.0m (1)	3:09.71	29.68s	30.95s
6 CROCODILE KID	12	26.2m	17.3m (0)	19.9m (0)	3:09.73	29.70s	30.17s

Finish Position and metres gained from 800m



Home of Australian Harness Sectionals
 PJ Harness Analyser Daily Raw Data directly to your inbox

All Victorian Racing added as of 17 January 2022

www.pjdata.com.au
 admin@pjdata.com.au
 www.facebook.com/PJHarnessRacing

RISE Digital, Harness Racing Australia nor the provider accepts any responsibility for the completeness or accuracy of any of the information contained herein, and makes no representations about its suitability for any particular purpose. Users should make their own judgements about those matters and/or seek independent advice. You assume all risks associated with use of data provided on this page

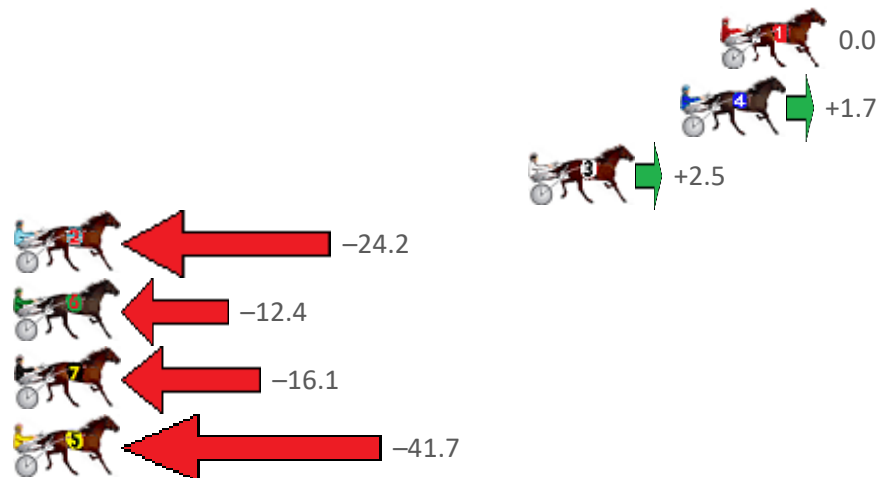
Gloucester Park Race 11 Distance 2503m

Friday, 30 September 2022

Gross Time: 3:16.10 MileRate: 2:06.10 LeadTime: 75.20s First Qtr: 31.90s Second Qtr: 29.60s Third Qtr: 29.40s Fourth Qtr: 30.00s

NoHorse	Plc	Mar	800 Posi	400 Posi	Time	3rd Qtr	4th Qtr
1 LINE THE STARZZZ	1	0.0m	0.0m (0)	0.0m (0)	3:16.10	29.40s	30.00s
4 PATCHED	2	1.6m	3.3m (1)	4.9m (0)	3:16.23	29.52s	29.77s
3 BIRTHDAY SUIT	3	7.6m	10.1m (0)	9.2m (0)	3:16.70	29.34s	29.92s
2 CHUMANI	4	29.4m	5.2m (0)	18.7m (0)	3:18.41	30.40s	30.93s
6 DARK SECRET	5	34.3m	21.9m (1)	20.4m (2)	3:18.80	29.30s	31.19s
7 LIGHTNING CALDER	6	35.3m	19.2m (0)	18.2m (1)	3:18.87	29.34s	31.43s
5 FLINGANDWINGIT	7	50.5m	8.8m (1)	27.9m (0)	3:20.07	30.82s	31.91s

Finish Position and metres gained from 800m





Home of Australian Harness Sectionals
 PJ Harness Analyser Daily Raw Data directly to your inbox

NEW All Victorian Racing added as of 17 January 2022

www.pjdata.com.au
 admin@pjdata.com.au
 www.facebook.com/PJHarnessRacing



RISE Digital, Harness Racing Australia nor the provider accepts any responsibility for the completeness or accuracy of any of the information contained herein, and makes no representations about its suitability for any particular purpose. Users should make their own judgements about those matters and/or seek independent advice. You assume all risks associated with use of data provided on this page